

COVER SHEET

A	1	9	9	6	0	0	1	7	9
---	---	---	---	---	---	---	---	---	---

COMPANY NAME

[illegible]

PRINCIPAL OFFICE (No. / Street / Barangay / City / Town / Province)

[illegible]

Form Type

Department requiring the report

Secondary License Type, If Applicable

2	0	-	IS
---	---	---	----

M	S	R	D
---	---	---	---

N	/	A	
---	---	---	--

DEFINITIVE

COMPANY INFORMATION

Company's Email Address

info@now-corp.com

Company's Telephone Number

(632) 8810-2548

Mobile Number

09684389521

No. of Stockholders

72

Annual Meeting (Month / Day)

June 6

Fiscal Year (Month / Day)

12/31

CONTACT PERSON INFORMATION

The designated contact person MUST be an Officer of the Corporation

Name of Contact Person

Email Address

Telephone Number/s

Mobile Number

Angeline L. Macasaet

angeline.macasaet@now-corp.com

8810-2548

09684389521

CONTACT PERSON'S ADDRESS

Unit 5-I, 5th Floor, OPL Building 100 C. Palanca corner Dela Rosa and Gil Streets,
Legaspi Village, 1229 Makati City

NOTE1 : In case of death, resignation or cessation of office of the officer designated as contact person, such incident shall be reported to the Commission within thirty (30) calendar days from the occurrence thereof with information and complete contact details of the new contact person designated.

2 : All Boxes must be properly and completely filled-up. Failure to do so shall cause the delay in updating the corporation's records with the Commission and/or non-receipt of Notice of Deficiencies. Further, non-receipt of Notice of Deficiencies shall not excuse the corporation from liability for its deficiencies.

SECURITIES AND EXCHANGE COMMISSION

SEC FORM 20-IS

INFORMATION STATEMENT PURSUANT TO SECTION 20 OF
THE SECURITIES REGULATION CODE

1. Check the appropriate box:

☐ Preliminary Information Statement

☒ Definitive Information Statement

2. Name of Registrant as specified in its charter NOW CORPORATION

3. METRO MANILA, PHILIPPINES

Province, country or other jurisdiction of incorporation or organization

4. SEC Identification Number A199600179

5. BIR Tax Identification Code 004-668-224

6. Unit 5-I, 5th Floor, OPL Building, 100 C. Palanca corner Dela Rosa and Gil Streets, Legaspi Village, Makati City, Philippines

Address of principal office

Postal Code 1229

7. Registrant's telephone number, including area code +632 8810-2548

8. Date, time and place of the meeting of the security holders

06 June 2024; 10:00 AM via Remote Zoom Application with the following link:

<https://us02web.zoom.us/j/84573151015>

Meeting ID: 845 7315 1015

9. Approximate date on which the Information Statement is first to be sent or given to security holders

15 May 2023

10. In case of Proxy Solicitations: Not Applicable

Name of Person Filing the Statement/Solicitor:

Address and Telephone No.:

11. Securities registered pursuant to Sections 8 and 12 of the Code or Sections 4 and 8 of the RSA (information on number of shares and amount of debt is applicable only to corporate registrants):

Title of Each Class

Number of Shares of Common Stock
Outstanding or Amount of Debt Outstanding

Common Stock

1,806,726,314

Preferred Stock

60,000,000

12. Are any or all of registrant's securities listed in a Stock Exchange?

Yes x No

If yes, disclose the name of such Stock Exchange and the class of securities listed therein:

PHILIPPINE STOCK EXCHANGE

COMMON STOCK

PART I.

INFORMATION REQUIRED IN INFORMATION STATEMENT

A. GENERAL INFORMATION

Item 1. Date, time and place of meeting of security holders.

The Annual Stockholders' Meeting of NOW Corporation (the "Company") will be held on 06 June 2024, at 10:00A.M. via Remote Zoom Application. The Record Date for the Annual Stockholders' meeting is set on 10 May 2024. The Zoom link to the meeting:

<https://us02web.zoom.us/j/87172190312?pwd=UjUwNkwrcHhxVURQL0ZnSWVZcW5jUT09>
Meeting ID: 871 7219 0312
Passcode: 928206

The complete mailing address of the Company is Unit 5-I, 5th Floor, OPL Building, 100 C. Palanca corner Dela Rosa and Gil Streets, Legaspi Village, Makati City 1229, Metro Manila, Philippines.

The approximate date when this information statement is first to be sent to the Company's stockholders is 15 May 2024.

Item 2. Dissenters' Right of Appraisal

In the event that any security holder shall vote against any corporate action enumerated under Section 81 of the Corporation Code on Appraisal Rights, such security holder may exercise his appraisal rights, in accordance with the procedures and requirements under Sections 82 to 86 of the Corporation Code. Any security holder shall have the right to dissent and demand payment of the fair value of his shares in the following instances:

1. In case any amendment to the articles of incorporation has the effect of changing or restricting the rights of any stockholder or class of shares, or of authorizing preferences in any respect superior to those of outstanding shares of any class, or of extending or shortening the term of corporate existence;
2. In case of sale, lease, exchange, transfer, mortgage, pledge or other disposition of all or substantially all of the corporate property and assets as provided in the Code; and
3. In case of merger or consolidation.

The matters to be acted upon at the Annual Stockholders' meeting as specified in the attached Notice of Annual Stockholders' Meeting are not such as will entitle a dissenting stockholder to exercise his appraisal right.

If, at any time after this Information Statement has been sent out, an action which may give rise to the right of appraisal is proposed at the meeting, any security holder who voted against the proposed action and who wishes to exercise such right must make a written demand on the Corporation within thirty (30) days after the date on which the vote was taken for payment of the fair value of his shares: Provided, That failure to make the demand within such period shall be deemed a waiver of the appraisal right. If the proposed corporate action is implemented or affected, the corporation shall pay to such security holder, upon surrender of the certificate or certificates of stock representing his shares, the fair value thereof as of the day prior to the date on which the vote was taken, excluding any appreciation or depreciation in anticipation of such corporate action. No payment shall be made to any dissenting stockholder unless the corporation has unrestricted retained earnings in its books to cover such payment: and Provided, further, That upon payment by the Corporation of the agreed or awarded price, the security holder shall forthwith transfer his shares to the Corporation.

Item 3. Interest of Certain Persons in or Opposition to Matters to be Acted Upon

Any holder of substantial interest, direct or indirect, or person who has been a director or officer of the registrant at any time since the beginning of the last fiscal year, or each nominee for election as a director of the registrant, or each associate of any of the foregoing persons, shall be properly heard and noted.

The registrant is not aware of any substantial interest, direct or indirect, by security holdings or otherwise, of each of the following persons in any matter to be acted upon, other than election to office:

1. Each person who has been a director or officer of the registrant at any time since the beginning of the last fiscal year;
2. Each nominee for election as a director of the registrant;
3. Each associate of any of the foregoing persons.

No director of the registrant has informed the registrant in writing that he/she intends to oppose any action to be taken by the registrant at the meeting.

B. CONTROL AND COMPENSATION INFORMATION

Item 4. Voting Securities and Principal Holders Thereof

- a. Number of Common Shares Outstanding as of 31 March 2024: 1,806,726,314 shares.
- b. As of 31 March 2024, there are 370,256,631 common shares owned by foreigners, or 20.49%.
- c. Stockholders of record of the Company as of 10 May 2024 shall be entitled to notice of, and to vote at the Annual Stockholders' Meeting, on a one-share-one vote basis. No director has cumulative voting rights. No discretionary authority for solicitation of cumulative voting may be exercised.

Attached hereto as Annex "A" is the Notice and Agenda of the Annual Stockholders' Meeting.

- d. Security Ownership of Certain Record and Beneficial Owners and Management

i. Security Ownership of Certain Record and Beneficial Owners (More than 5% as of 31 March 2024)

Title of Class	Name, Address of Record Owner and Relationship with Issuer	Name of Beneficial Owner and Relationship with the Record Owner	Citizenship	No. of Shares Held	Percentage
Common	PDC Nominee Corporation	-	Filipino	1,125,971,304	62.32
Common	Top Mega Enterprises Limited Room 503 Fu Fai Commercial Centre, Hillier St., Sheungwan, Hong Kong	Romeo C. Escobar, Jr. - stockholder	Chinese	229,024,855	12.68
Common	Velarde, Inc. Unit 5-I, 5th Floor, OPL Building, 100 C. Palanca St., Legaspi Village, Makati City	Amparo V. Velarde, - Stockholder	Filipino	470,929,514	26.07
Common	Emerald Investments, Inc. Unit 5-I, 5th Floor, OPL Building, 100 C. Palanca St., Legaspi Village, Makati City	Amparo V. Velarde, Indirect stockholder	Filipino	250,644,360	13.87
Common	Gamboa Holdings, Inc. Unit 5-I, 5th Floor, OPL Building, 100C. Palanca St., Legaspi Village, Makati City	Amparo V. Velarde, - Indirect stockholder	Filipino	217,875,577	12.06

*Shares held by PCD Nominee Corporation includes 180,910,000 shares of Velarde, Inc.

The shares of the above shareholders will be voted by the following people during the annual shareholders meeting of the Company:

Gamboa Holdings, Inc. – Engr. Rene L. Rosales
Emerald Investments, Inc. – Elena H. Dimailig
Top Mega Enterprises Limited -- Romeo C. Escobar, Jr.
Velarde, Inc. – Jonah Kasthen V. Rosero

ii. Security Ownership of Directors and Management as of 31 March 2024:

The directors and officers of the Company have no security ownership in the capital stock of the Company other than the qualifying shares recorded in the names of the directors but beneficially owned by corporate shareholders:

Title of Class	Name of Beneficial Owner	Amount and Nature of Beneficial Ownership	Citizenship	Percent of class
Common	Thomas G. Aquino	1 (Direct)	Filipino	<.01
Common	Mel V. Velarde	10 (Direct)	Filipino	<.01
Common	Vicente Martin W. Araneta	1 ((Direct)	Filipino	<.01
Common	Gerard Bnn R. Bautista	1 (Direct)	Filipino	<.01
Common	Henry Andrews B. Abes	1 (Direct)	Filipino	<.01
Common	Domingo B. Bonifacio	1 (Direct)	American	<.01
Common	Francis Xavier L. Manglapus	1 (Direct)	Filipino	<.01
Common	William T. Torres	1 (Direct)	Filipino	<.01
Common	Colin R. Christie	100,001 (Direct)	British	<.01
Common	Gary F. Anderson	1 (Direct)		
Common	Angeline L. Macasaet	1 (Direct)	Filipino	<.01

None of the members of the Company's directors and management owns 2.0% or more of the outstanding capital stock of the Company.

iii. Voting Trust Holders of 5% or More

The Company knows of no person holding more than 5% of common shares under a voting trust or similar agreement.

iv. Changes in Control

There are no arrangements which may result in a change in control of the Company.

e. No proxy solicitation is being made. No change in control of the Company has occurred since the beginning of the last fiscal year.

Item 5. Directors and Executive Officers

a. Information Required of Directors and Executive Officers

i. Directors and Officers

Mel V. Velarde, age 60, Filipino, Chairman. He served as President and CEO prior to his election as Chairman. He is also Chairman of the Asian Institute of Journalism and Communication. He served as Philippine Commissioner to the United Nations Educational, Scientific and Cultural Organizations ("UNESCO") and Chairperson of the Committee on Science and Technology. Mr. Velarde has built his career in broadcasting, cable TV, telecommunications and information communications technology. He was former Executive Vice President and General Manager of SkyCable, a cable TV company that became the largest in the Philippines. He obtained his Bachelor of Arts in Liberal Studies Major in Interdisciplinary Studies (Summa Cum Laude) at Boston University, Massachusetts, US. He completed the Owner/President Management Program at the Harvard Business School, Harvard University, Cambridge, Massachusetts. He has also completed courses leading to a Masters Degree in Business Economics at the University of Asia and the Pacific. In addition, he took up the following executive courses: Wealth Management at Wharton Business School, University of Pennsylvania; Strategic Finance,

University of Michigan; Corporate Restructuring and Business Transformation at Harvard Business School; Managing Businesses in China, Tsinghua University and Harvard Business School; Directing Documentaries at the London School of Film and Television; Broadcasting and Cable Television, Satellite Communications, Data and Internet Communications at the United States Telecommunications Training Institute (USTTI); Cybersecurity: Planning, Implementing and Auditing of Critical Security Controls (SANS, Washington D.C.) and Advanced and Competitive Sailing Certifications at the Swain Sailing School at Tortola, the British Virgin Islands, Caribbean.

Francis Xavier la'O Manglapus, age 68, Filipino, Vice Chairman appointed member of the Board of Directors on 10 February 2021. Educated at Cornell University, Hotel and Restaurant Management, he became the first Materials Manager of the Inter-Continental Hotel Chain in New York City, computerizing the purchasing requirements of the world-wide chain. He shifted careers, and joined Meryll Lynch as a financial consultant during the stock market boom in the 1980's. In the late 90's he became President of a boutique financial advisory firm, Management Exchange Corporation, specializing in asset-backed securities. He was Chairman of the Board of Prime Savings Bank, and also became Chairman of the Board of Bataan Shipyard and Engineering Company.

Thomas G. Aquino, age 75, Filipino, Director. He is a Senior Fellow at the Center for Research and Communications, a multidisciplinary policy group at the University of Asia and the Pacific, Chairman of the Board of Trustees of the REID Foundation, and Trustee of the Asian Institute of Journalism and Communications. He is an Independent Director of ACR Inc., A Brown Company, Holcim Phils., and Pryce Corporation. Dr. Aquino served as Acting Secretary and Senior Undersecretary of the Department of Trade and Industry and Governor of the Board of Investments. He supervised the country's international trade promotions, international trade negotiations in the World Trade Organization (WTO) and in the ASEAN Free Trade Area (AFTA) as well as the bilateral trade talks with the country's major economic partners. He was lead negotiator for the country in the Japan-Philippines Economic Partnership Agreement and was country representative to the High Level Task Force on ASEAN Integration culminating in the ASEAN Economic Community. For government service, Dr. Aquino was conferred the Presidential Service Award (or Lingkod Bayan) for extraordinary contribution of national impact on public interest, security and patrimony and was recipient of the Gawad Mabini Award with the rank of Grand Cross (or Kamanong) for distinguished service to the country both at home and abroad. He obtained a Doctorate in Business Administration in 1980 from the IESE Business School, University of Navarre in Spain, an MS in Industrial Economics in 1972 from the CRC Graduate School, now University of Asia and the Pacific, and an AB in Economics in 1970 from the School of Economics, University of the Philippines.

Henry Andrews B. Abes, age 55, Filipino, was elected member of the Board of Directors on 01 August 2020. He was elected as President and CEO on 24 June 2021. His corporate career spans more than 30 years in the field of technology and telecommunications, online media, and commercial real estate. He rose from the ranks and eventually headed the residential sales group of Skycable in 1997. In 1999, he became the Vice-President and COO of One Virtual Corporation which pioneered in providing 2 way satellite broadband internet services mainly to private schools and ISPs throughout the country. In 2002, he became the Vice-President and Head of Customer Operations of Nextel Communications Philippines Inc (eventually NOW Telecom Company, Inc.) handling Sales and Marketing, Customer Care, and Revenue Assurance. In 2006, he became the General Manager of PLDT Subic Telecom. In 2009, he set-up all sales, marketing, and business development functions of the Corporate Sales Department of Wi-Tribe Telecoms Inc (formerly Liberty Broadcasting Network Inc.). In 2012, he assumed the position of Business Unit Head and Vice-President for Sales of NTT Ltd. Philippines (formerly DTSI Group) focusing on the Business Process Outsourcing and Global In-House Center Market which contributed 70% of the company's revenue. Mr. Abes obtained his Bachelor of Arts in Political Science at the Ateneo de Manila University. He also took law courses from San Beda College of Law and executive courses in Strategic Leadership from Harvard Business Publishing, Sales Management from University of Michigan Business School, and Strategic Marketing and Total Quality Management from Asian Institute of Management.

Vicente Martin W. Araneta III, age 60, Filipino, Director and Chief Risk Officer. He also serves as Director and President of Facilities, Inc. and as Chairman of Real Properties, Inc., the holding company of Facilities, Inc. and owner of the Summit One Tower, Facilities Centre and Palladium Subdivision. He is also a member of the Board of Directors and Chief Financial Officer of ActivAsia, Inc., a 360-degree marketing services company specializing in events, point-of-sale and channel activation. He is an incorporator founding member, Treasurer and Director of the Philippine Chamber of Commerce and Industry – Pasig City, Inc. He serves as director of Arribadigital, Inc. and ActivCare Home Health Solutions, Inc. He is also a member (on-leave) of the Management Association of the Philippines and of the Chamber of Real Estate and Builders Associations Inc. Mr. Araneta is a member of the Ateneo Alumni Association, Inc. and served as a member of its Board of Directors for the period 2005-2007 (served as President in 2006) and 2009-2012. He is an incorporator of the Mandaluyong Business Foundation. Mr. Araneta also served as Director for the period 2004 to 2005 of the Philippine Science High School Foundation.

Gerard Bnn R. Bautista, age 60, Filipino, Director, was elected as a member of the Board of Directors on 07 June 2012. He is Chairman of the University of Baguio Foundation, partner at Bnn Bautista Architects, Charter Member of the Rotary Club of Makati Greenbelt and a member of other groups like the Harvard Architectural Society, the Harvard Alumni Entrepreneurs and the Philippine Jaycees. He was President of the Makati Jaycees. He has a degree in BS Architecture from the University of the Philippines, studied Information Technology at the Ateneo Grad School of Business, Financial Forecasting at the UA&P, Finance and Management of Family Corps at the AIM, Financial Planning at the Harvard Kennedy School and School Planning and Design at the Harvard Graduate School of Design. He is the founder of Porsche Carrera R and a member of the Rockwell Club and Baguio Country Club.

Angeline L. Macasaet, age 51, Filipino, Director. She is concurrently the Corporate Secretary, Chief Legal Officer and Acting Compliance Officer. She is a member of the Philippine Bar. She is also member of the Board of NOW Telecom Company, Inc., the Company's associate. She ensures the compliance of these companies with all regulatory requirements as well as the legal requirements involving specific transactions. Her extensive engagement involves all forms of litigation and in all for a In addition to litigation, Ms. Macasaet has corporate practice all the way to the more complex engagements of management buy-outs, corporate mergers and share swap.

Independent Directors

Domingo B. Bonifacio, age 70, American, Independent Director, was first elected as Independent Director on 20 January 2017. He is currently the Executive Vice President and General Manager of Automated Technology (Phil) Inc. (ATEC) Connectivity Division and Member of Board Directors. From 2014-2015, he was President of Cirtex Advanced Technologies and Solutions, Inc. From 2005-2014, he served as the President and CEO of REMEC Broadband Wireless International, Inc. From 2001-2005, was the President and CEO of REMEC Manufacturing Philippines, Inc and from 1996-2001, he was the Founder, CEO and President of Pacific Microwave Corporation and 1989-1995, he served as Director of Operations of Optical Microwave Networks, Inc (OMNI – USA). He obtained his B.S. Electronics and Communications degree from the University of Santo Tomas and passed the Electronics and Communication Engineering Licensure Examination in 1977. He continued his education in Microwave Engineering in 1978-1979 by enrolling in the University of California, Berkley, CA. USA.

William T. Torres, age 91, Filipino, Director. Dr. Torres obtained his undergraduate degree from the Mapua Institute of Technology (now Mapua University) graduating at the top of his class in Mechanical Engineering. He started his professional career in the field of education, teaching in Mapua and then later in the Ateneo de Manila University. Awarded a Fulbright-Hays Grant in 1966, he pursued and eventually obtained both Master of Science and Doctor of Philosophy degrees in Computer Sciences from the University of Wisconsin-Madison, USA. He taught for an academic year at Wayne State University in Detroit, Michigan. At the Development Academy of the Philippines he served as Vice-President and later as Senior Vice-President for Operations. He was appointed Managing Director of the National Computer Center in the late 80s. Mr. Torres he has been actively involved in private ICT consulting practice. He joined National Steel Corporation first as consultant and then later as IT head. He was co-founder of the Philippines' first commercial ISP (MosCom) in 1994, was President until he retired in 2008. Currently, in addition to occasional consulting engagements, he is involved as a member of the National Academy of Science and Technology and of the Philippine Electronics and Telecommunications Federation (now Philippine Information Communications Technology Organization), is Vice-Chairman of the Board of Trustees of MFI Polytechnic Institute and of the Asian Institute of Journalism and Communication. Dr. Torres has served as a member of the Board of Trustees of the Mapua Institute of Technology from 2002 to 2010 and continues as Distinguished Professor, School of Information Technology.

Colin Ross Christie, age 64, British, is a nominee as Independent Director, has held senior executive posts in the Philippines and USA, including serving as CEO and board member of private and publicly-traded companies. He is the Executive Director of Global Chamber® Manila and is the founder and past-President of the Board of Trustees of the Analytics Association of the Philippines. He previously served on the Board of Trustees of the Healthcare Information Management Association of the Philippines (HIMAP) and was one of its founders. He is co-founder and Chairman of Navix Health Inc., a provider of a fully unified platform for behavioral health software powered by AI . He is a Director of Lifetrack Medical Systems Inc, an award-winning provider of a next-generation and patented distributed radiology platform. He is a co-founder and Director of Medcode Inc., the leading Philippines provider of training solutions in medical coding. He served as Director of Digital Transformation for Enderun Colleges and as a member of the faculty for the College of Business, Technology, Entrepreneurship, and Economics. He was the founder and CEO of MxSecure Philippines, Inc., an early pioneer in the Philippines BPO sector. Mr. Christie is a frequent speaker at business and education conferences. He earned his Bachelor of Science in Chemical Engineering from the University of California, Berkeley.

Gary Anderson, 70, American, incoming director, has a broad business background in investment banking, construction, manufacturing, energy and real estate having held management positions in both public corporations and privately held businesses both domestically and internationally. Mr. Anderson has an extensive experience in general management, strategic planning, finance, marketing, operations and labor relations having served as a Trustee on multi-employer benefit trusts, as a member of environmental rules steering committees at the EPA and the Southern California Air Quality Management District and as a Corporate officer and director. He holds a Bachelor Degree in Economics from the University of Southern California and a Masters Degree in Business Management from the Asian Institute of Management.

Jozolly O. Ramos, age 39, Filipino, Acting Chief Finance Officer. She was previously appointed as Chief Audit Executive of the Company in June 2018. She has 17 years' experience in Corporate Finance, Risk Management and Compliance. She started as the Junior Accountant of HDI Securities, Inc. She stepped up her career in HDI Securities when she became a Certified Associated Person by passing the Five-Module Exam given by the Securities and Exchange Commission. In 2010, She became the Associated Person for Operation of Nieves Securities, Inc and in 2013 of Luys Securities Co., Inc. She imparts her knowledge in her profession as a part time faculty in Emilio Aguinaldo College from 2008 to present. She is a Certified Public Accountant. She graduated Cum Laude from the Eastern Visayas State University in 2005 and earned her Masters in Business Administration with specialization in Capital Markets at the Lyceum of the Philippines University in 2012.

Arturo D. Sabino, 50 years old, Filipino, Chief Audit Executive. Mr. Sabino has over 28 years of experience in fields of finance, accounting, auditing, taxation and logistics and inventory management. In 2018, he became Partner in KL Siy and Associates, an auditing firm. From 2013 to 2018, he held various and concurrent positions as Head of Internal Auditing, Quality Management Representative and Compliance Manager with Petbowe Group of Companies, that supplies various

products and services for the personal care, home care, pharmaceutical manufacturing, and agricultural industry. In 2012, he held positions of Audit with Manager in Velasco, Punzalan and Co., CPA's and Accounting Manager with Affiliated Computer Services Inc. (Philippines), a Xerox Company after his 13-year stint with the Securities and Exchange Commission holding various positions as securities investigator, securities examiner and securities specialist. He is a holder of Master of Business Administration from Jose Rizal University in 2000. He earned his degree in Bachelor of Science in Accountancy from the Polytechnic University of Philippines in 1993 and passed the Certified Public Accountant Licensure Examination in 1994. He is a Sustaining Life Member of the Philippine Institute of Certified Public Accountant and Past President of Rotary Club of Malabon East of Rotary International District 3800.

Nominations to the Board

There will be a regular election of directors and officers for the term 2024-2025. The Nomination Committee shall prescreen and shortlist all candidates nominated to become a member of the Board of Directors in accordance with the qualifications and disqualification under Sec. 2.2.2.1 of the Revised Manual on Corporate Governance.

The nomination procedure is in accordance with SRC Rule 38 on the requirements on nomination and election of independent directors.

Nomination Committee

The Chairman and Members of the Nomination and Election Committee are as follows:

Thomas G. Aquino - Chairman
Gerard Bnn R. Bautista - Member
Domingo B. Bonifacio - Member (Independent Director)

Mr. Mel V. Velarde, Chairman, will nominate the candidates for independent directors. None of the Company's directors and executive officers is related up to the fourth civil degree of consanguinity or affinity. The term of office of elected directors will be one (1) year.

The following were nominated as the regular Directors of the Company for the ensuing year:

Mel V. Velarde
Thomas G. Aquino
Henry Andrews B. Abes
Vicente Martin W. Araneta III
Gerard Bnn R. Bautista
Francis Xavier L. Manglapus
Kristian Noel A. Pura
Angeline L. Macasaet

Domingo B. Bonifacio, William T. Torres and Colin Ross Christie will be nominated as Independent Directors for the ensuing year. Attached are copies of their respective Certifications on Qualifications of Independent Directors as Annexes "E", "F" and "G". All three Independent Directors are serving as such in compliance with SEC MC No. 4, Series of 2017 re: Term Limit of Independent Directors.

None of the candidates for Independent Directors is related up to the fourth civil degree of consanguinity or affinity to the person who nominated said Independent Directors for the ensuing year.

ii. Involvement in Certain Legal Proceedings of Directors and Officers

There are no pending legal proceedings involving Bankruptcy Petition, Conviction by Final Judgment or being subject to any Order, Judgment or Decree, or Violation of a Securities commodities Law to which any director, any nominee for election as director, executive officer, underwriter or control person of the Company is a party or of which any of their property is the subject thereof have occurred during the past five (5) years up to the latest date that are material to evaluation.

iii. Identity of Significant Employees

There is no person who is not an executive officer who is expected to make a significant contribution to the business of the Company.

iv. Family Relationship

None of the Directors, Advisors and Executive Officers is related up to the fourth civil degree of consanguinity or affinity.

v. Involvement in Certain Legal Proceedings of the Registrant

The Company is not a party to any administrative, civil or criminal litigation or proceeding pending or threatened against or relating to the Company in any of the courts in the Philippines or abroad.

b. Certain Relationships and Related Transactions

None of the Advisors, Executive Officers and Management employees are related by affinity or consanguinity.

Item 6. Compensation of Directors and Executive Officers

The aggregate compensation of executive officers and directors of the Company for the year 2023 and 2022, and the estimated compensation for the year 2024 are as follows:

ACTUAL	2023			2022
	COMPENSATION	OTHERS	TOTAL	TOTAL
A. Five (5) most highly compensated Executive Officers	7,975,227	1,273,008	9,248,235	9,025,351
All directors and executive officers as a Group unnamed	1,464,583	303,707	1,768,291	1,756,971

PROJECTED	2024		
	COMPENSATION	OTHERS	TOTAL
A. Five (5) most highly compensated Executive Officers	8,373,988	1,336,659	9,710,647
All directors and executive officers as a Group unnamed	1,537,812	318,893	1,856,705

The compensation of the directors in their capacity as such did not exceed ten (10%) percent of the net income before tax of the Company during the preceding year.

The following are the 5 highest compensated directors / executive officers of the Company for the year 2022:

1. Rene L. Rosales 2. Mel V. Velarde, 3. Angeline L. Macasaet, 4. Henry Andrews B. Abes 5. Joel N. Gonzales.

Except Mr. Mel V. Velarde, Mr. Francis Xavier L. Manglapus, Mr. Henry Andrews B. Abes, and Ms. Angeline L. Macasaet, none of the other members of the board of directors received any compensation or salary except for per diem every board meeting.

Below is the summary table of Per diem received by each of the Board of Directors for the years 2023 and 2022:

Name	2022	2023
ANGELINE L. MACASAET	40,000	30,000
COLIN CHRISTIE	40,000	30,000
DANILO ENRIQUE O CO	40,000	30,000
DOMINGO B BONIFACIO	30,000	30,000
FRANCIS XAVIER MANG LAPUS	30,000	30,000
GARY FREDERICK ANDERSON	-	20,000

GERARD BNN R BAUTISTA	40,000	30,000
HENRY ANDREWS B ABES	40,000	30,000
JOSE S ALEJANDRO	30,000	-
MEL V VELARDE	40,000	30,000
THOMAS G. AQUINO	40,000	30,000
VICENTE MARTIN W ARANETA III	40,000	30,000
WILLIAM TORRES	40,000	30,000

Standard Arrangement

Other than payment of reasonable per diem, there are no standard arrangements pursuant to which directors of the Corporation are compensated, or are to be compensated, directly or indirectly, for any services provided as a director for the last completed fiscal year and the ensuing year.

Other Arrangements

There are no other arrangements pursuant to which any director of the Corporation was compensated, or is to be compensated, directly or indirectly, during the Corporation's last completed fiscal year, and the ensuing year, for any service provided as a director.

Employment Contracts and Termination of Employment and Change-in-Control Arrangement

There are no special employment contracts between the Corporation and the named executive officers. There are no compensatory plan or arrangement with respect to a named executive officer.

Warrants and Options Outstanding

There are no outstanding warrants or options held by the Corporation's Chief Executive Officer, the named executive officers, and all officers and directors as a group.

Item 7. Independent Public Accountants

The auditing firm of Reyes Tacandong & Co is the incumbent external auditor of the Company for the calendar year 2022 and is being recommended for re-appointment at the scheduled annual meeting of the shareholders. Representatives of the said firm are expected to be present at the Annual Stockholders' Meeting and will have the opportunity to make a statement if they desire to do so and are expected to be available to respond to appropriate questions.

There had been no disagreements by and between the Company and the current external auditor regarding accounting policies and financial disclosures of the Company.

Audit Fees

The aggregate fees billed for the current fiscal year ended 2023 for professional services rendered by the Reyes Tacandong & Co. for the audit of the Company annual financial statements is Php1,030,000.

The aggregate fees billed for each of the last two (2) fiscal years for professional services rendered by Reyes Tacandong & Co. for the audit of the Company annual financial statements is Php1,000,000 for 2022 and Php900,000 for 2021.

The external auditor does not render any other assurance and services related to the performance of the audit nor does it render any professional service for tax accounting, advice, planning and any other form of tax services.

Audit and Risk Management Committee

The Chairman and Members of the Audit and Risk Management Committee are:

Domingo B. Bonifacio – Chairperson
Vicente Martin W. Araneta III – Member
Colin R. Christie – Member

Item 8. Compensation Plans

No action is to be taken by the Company with respect to any plan pursuant to which cash or non-cash compensation may be paid or distributed.

C. ISSUANCE AND EXCHANGE OF SECURITIES

Item 9. Authorization or Issuance of Securities Other than for Exchange

The Company will seek stockholders' approval to raise Php1B up to Php2B as fundraising initiative to finance the Public Safety and Critical Communications infrastructure project. The Company will likewise seek stockholders' approval for authorization and issuance of securities other than for exchange as maybe required out of the said fundraising initiative.

Item 10. Modification or Exchange of Securities

There are no matters or actions to be taken up in the meeting with respect to the modification of any class of the Company's securities or the issuance of authorization for issuance of one class of the Company's securities in exchange for outstanding securities of another class.

Item 11. Financial and Other Information

Other data related to the Company's financial information such as the Consolidated Audited Financial Statements as of 31 December 2023 together with the Statement of Management Responsibility; the Certification on Appointment or Employment in Government Entity, if applicable, and the 1st Quarter Report for period ended 31 March 2024 (SEC Form 17-Q) will be part of this report.

Item 12. Mergers, Consolidations, Acquisitions and Similar Matters

No action will be taken with respect to any transaction involving the following:

- a. the merger or consolidation of the registrant into or with any other person or of any other person into or with the registrant;
- b. the acquisition by the registrant or any of its security holders of securities of another person;
- c. the acquisition by the registrant of any other going business or of the assets thereof;
- d. the sale or other transfer of all or any substantial part of the assets of the registrant; or
- e. the liquidation or dissolution of the registrant.

Item 13. Acquisition or Disposition of Property

There are no matters or actions to be taken up with respect to acquisition or disposition of any property by the Company.

Item 14. Restatement of Accounts

There is no action to be taken with respect to the restatement of any asset, capital, or surplus account of the Company.

D. OTHER MATTERS

Item 15. Action with Respect to Reports

The following are included in the agenda of the Annual Stockholders' Meeting for approval of the Stockholders:

1. Minutes of the Annual Stockholders' Meeting held on 01 June 2023, covering the following matters:
 - (i) Approval of the Minutes of the Annual Stockholders' Meeting held on 02 June 2022
 - (ii) Ratification of all acts and resolutions of the Board of Directors and Management for 2022 up to the date of the annual meeting of stockholders on 01 June 2023
 - (iii) President's Report and Annual Report
 - (iv) Election of Directors
 - (v) Appointment of External Auditor and Approval of the Audited Financial Statements

The voting and the tabulation procedures used in the previous meeting were in accordance with and similar to Item 19 hereunder set forth. Stockholders were given the opportunity to ask questions all throughout the duration of the meeting. No question was raised during the said meeting. The matters discussed and resolutions reached during the previous meeting pertain to those indicated in the Notice of the Meeting. Each item in the agenda presented was unanimously approved by all the stockholders either present in person or by proxy representing 1,255,406,585 shares out of the total outstanding of 1,806,726,314 shares or equivalent to 69.49%.

2. Other Actions for Approval:
 - (i) President's Report based on the Annual Report and 2023 Audited Consolidated Financial Statements of the Company;
 - (ii) Election of the members of the Board of Directors, including independent directors, for the ensuing year.
 - (iii) General ratification of the acts of the Board of Directors and the Management of the Company from the Regular Meeting of the Board of Directors held on 01 June 2023 up to the date of the annual meeting of stockholders on 06 June 2024, which include, among others,
 - (a) Treasury matters related to opening of accounts and transactions with banks;
 - (b) Appointments of signatories and amendments thereof; and
 - (c) Approval of projects and transactions with third parties

3. The Company has caused the publication (print and online) in the Philippine Daily Inquirer (May 06-07, 2024) and Daily Tribune ((May 06-07, 2024) of the written notice of regular meeting to all stockholders of record in compliance with Section 49 of the Revised RCCP and MC No. 3 Series of 2020.

Requirements under Section 49 of the Revised Corporation Code of the Philippines:

a. Description of the voting and vote tabulation procedures used in the 2023 Annual Stockholders' Meeting

The Company has an effective shareholder voting mechanism which are included in the Company's By-laws, Revised Manual on Corporate Governance and SEC Form 20-IS.

During the virtual Annual Stockholders' Meeting held on 01 June 2023 (the "2023 Annual Stockholders' Meeting"), only stockholders of record were entitled to notice and to vote at the 2023 Annual Stockholders' Meeting. The common stock voted on matters scheduled to be taken up at the 2023 Annual Stockholders' Meeting, with each share being entitled to cast one vote for each share of stock held as of the established record date of 15 May 2023, except in the election of directors where one share is entitled to as many votes as there are Directors to be elected.

The votes of the stockholders registered as present in the online meeting remotely or by proxy, or voting in absentia, were counted by the Stock Transfer Agent of the Company. The Office of the Corporate Secretary and the Stock Transfer Agent validated the results during the proxy validation date.

b. Record of the questions asked and answers given during the 2023 Annual Stockholders' Meeting

The stockholders were given the opportunity to ask questions during the 2023 Annual Stockholders' Meeting and the Company answered the same. The questions and answers may be found in the minutes of the annual stockholders' meeting, which are posted in the company website.

c. Matters discussed and resolutions reached during the 2023 Annual Stockholders' Meeting

The following are the matters discussed and resolutions reached for the 2023 Annual Stockholders' Meeting:

- i. Approval of Minutes of the Annual Meeting held on 02 June 2022
- ii. Approval of Annual Report for the Year 2022
- iii. General ratification of all acts of the Board of Directors and management since the 2022 annual meeting up to the date of this meeting
- iv. Election of Directors for 2023-2024
- v. Appointment of External Auditors and Approval of the Audited Financial Statements

d. Voting results of the 2023 Annual Stockholders' Meeting

Every resolution for approval of the stockholders in the 2023 Annual Stockholders' Meeting as indicated in the agenda was introduced by a motion duly seconded through the online platform of the virtual meeting. The Chairman asked if there was any objection to every motion. Since there were no objections, all the motions were carried without a vote. The number of votes indicated here are the votes on the resolution from: (a) votes of proxies with instructions; (b) votes submitted through the online voting platform of the virtual meeting; and (c) votes of the Chairman as holder of proxies, which would have been counted if there was a voting on the resolution. There was no abstention nor votes against any motion made.

e. Directors or trustees, officers and stockholders or members attendees of the 2023 Annual Stockholders' Meeting

During the 2023 Annual Stockholders' Meeting, there were represented at the meeting, in person or by proxy, stockholders owning 1,255,406,585 shares, representing 69.49% of the total issued and outstanding capital stock of the Company.

The Directors and Officers who attended the 2023 Annual Stockholders' Meeting are as follows:

- i. Mel V. Velarde - Chairman and Director
- ii. Francis Xavier L. Manglapus – Vice Chairman and Director
- iii. Henry Andres B. Abes – President and CEO and Director
- iv. Thomas G. Aquino – Director
- v. Vincent Martin W. Araneta III – Chief Risk Officer and Director
- vi. Gerard Bnn R. Bautista - Director
- vii. Domingo B. Bonifacio - Independent Director
- viii. William T. Torres – Independent Director
- ix. Colin R. Christie – Independent Director
- x Gary F. Anderson - Director
- xi. Angeline L. Macasaet – Corporate Secretary, Acting Compliance Officer and Director
- xii. Jozolly O. Ramos - Chief Financial Officer
- xiii. Arturo D. Sabino = Chief Audit Executive

f. Material information on the current stockholders, and their voting rights for the 2023 Annual Stockholders' Meeting

Material information on the current stockholders and voting rights for the 2023 Annual Stockholders' Meeting were provided during the meeting and in the 2023 SEC Form 20-IS. The Corporate Secretary informed the stockholders that stockholders as of record date of 15 May 2023 were entitled to vote in the meeting. There were represented at the meeting, in person or by proxy, stockholders owning 1,255,406,585 shares, representing 69.49% of the total issued and outstanding capital stock of the Company.

g. Appraisals and performance report for the board and the criteria and procedure for assessment

To determine and measure the effectiveness of the Board of Directors, the Company is guided by its Revised Manual on Corporate Governance which is available on the Company website.

The Board shall conduct an annual self-assessment of its performance, including the performance of the Chairperson, individual Directors and committees. Every three (3) years, the assessment shall be supported by an external facilitator.

The Board shall have in place a system that provides, at the minimum, criteria and process to determine the performance of the Board, the individual directors, committees and such system should allow for a feedback mechanism from the shareholders. In establishing the criteria, attention is given to the values, principles and skills required for the Company. The Corporate Governance Committee shall oversee the evaluation process.

h. Directors' disclosures on self-dealing and related party transactions

On director disclosure on self-dealings, the Company follows the 2015 Implementing Rules and Regulations of the Securities Regulation Code, which requires Directors and Officers to report their dealings in Company shares within five (5) trading days from the date of the Company's share-related transactions. The Company discloses to the PSE and SEC the ownership (direct and indirect) and any acquisition or disposal of its securities by its Directors, Officers and controlling shareholders pursuant to the PSE Revised Disclosures and the Securities Regulations Code. Directors and Officers are likewise prohibited from buying or selling its securities during the period within which material

nonpublic information is obtained and up to two (2) full trading days after the price sensitive information is disclosed. The Company also discloses purchases of its shares from the market within the same day or before the start of the next trading day.

As provided in the Company's Policy on Material Related Party Transactions, any contract, agreement, transaction, arrangement, or dealing of the Corporation with a director, officer, or any related party (each such transaction, a "Related Party Transaction") shall be entered into by the Corporation on an "arm's length basis," and under such terms that inure to the benefit and best interest of the Corporation and its shareholders as a whole, considering relevant circumstances. All Related Party Transactions shall be reviewed and approved by the appropriate approving authority, as may be determined by the Board.

Item 16. Matters Not Required to be Submitted

All matters or actions to be submitted in the meeting will require the vote of the security holders.

Item 17. Amendment of Charter, By-Laws or Other Documents.

There is no action to be taken with respect to any amendment of the Company's charter, By-laws or other documents.

Item 18. Other Proposed Actions

Other than the matters indicated in the Notice and Agenda, there are no other actions proposed to be taken at the meeting.

Item 19. Meeting/Voting Procedures

At least a majority of the outstanding capital stock of the Company shall be sufficient to carry the vote for matters submitted to a vote at the Annual Stockholders' Meeting (the "Meeting"), except for the amendment of the Articles of Incorporation that will require two-thirds votes. The manner of voting and counting votes will be as follows:

1. All outstanding stockholders as of record date of 10 May 2024 are entitled to vote, one to one, and shall have the right to vote. The Corporate Secretary, will count the votes cast.
2. For purposes of electing directors, cumulative voting shall be followed. The stockholders may have the option to cast all his/her/its votes in favor of one or distribute his/her/its votes among nominees. Only candidates nominated during the meeting shall be entitled to be voted.
3. Consistent with the provisions of the By-Laws of the Company, voting need not be by ballot and will be done upon motion by any of the stockholders.

In accordance with the requirements of SEC Memorandum Circular No. 6 s. 2020, the following mechanics of the annual meeting held through remote communications shall be observed:

1. All attendees shall download the Zoom application into their computer devices beforehand. The Zoom application is a platform which allows participants to join a video conference meeting and group messaging from one's own computer device.
2. Stockholders may attend the remote meeting by themselves or by proxy. Any instrument authorizing a proxy to act as such and notification by a shareholder to attend the Meeting shall be submitted to the Corporate Secretary through electronic mail (angeline.macasaet@now-corp.com) at least three (3) days before the remote meeting, or by 03 June 2024. With the said Proxy and notification from the shareholder, the Zoom link to the Meeting (with Meeting ID and password) will be provided to the participating shareholder by the Corporate Secretary.
3. The attendees must have adequate audio and video facilities (such as functioning computer web camera, speakers and microphones), and sufficient internet connection, to allow them to participate and follow the matters to be discussed during the video conference meeting.
4. In all matters requiring the casting of votes:
 - a. The directors and stockholders are allowed to cast their votes by remote communication during the video conference meeting held *via* Zoom.
 - b. The directors and stockholders may signify their votes during the video conference meeting

- through audio and visual confirmation, if possible (*i.e.*, making their vote known through visual means *via* the web camera, and auditory means *via* their computer's microphone), or through some other function available in the Zoom application (*i.e.*, by using the Zoom chat function).
- c. The period to vote and to raise objections matters on voting will be throughout the duration of the video conference meeting.
5. In compliance with the requirements of Republic Act No. 10173, otherwise known as the Data Privacy Act of 2012, notice is hereby being given that a visual and audio recording of the video conference meeting will be made, for purposes of drafting the minutes of the meeting. A copy of the recording shall be kept by the Corporate Secretary
6. A soft copy of all materials used in the Meeting shall be sent to all participants through electronic mail; and
7. In case of technological, administrative or logistical issues encountered prior to or during the remote meeting, please contact Mr. Joel N. Gonzales at joel.gonzales@now-corp.com.

UNDERTAKING TO PROVIDE ANNUAL REPORT AND QUARTERLY REPORT

THE REGISTRANT UNDERTAKES TO PROVIDE WITHOUT CHARGE TO EACH STOCKHOLDER A COPY OF THE COMPANY'S ANNUAL REPORT OR SEC FORM 17-A AND 1st QUARTER REPORT FOR PERIOD ENDED 31 MARCH 2024 (SEC Form 17-Q) UPON WRITTEN REQUEST TO THE COMPANY ADDRESSED TO:

ANGELINE L. MACASAET
Corporate Secretary
NOW CORPORATION
Unit 5-I, 5th Floor, OPL Building, 100 C. Palanca corner Dela Rosa and Gil Streets
Legaspi Village, Makati City

<i>PART II.</i>

There are no proxy solicitations.

SIGNATURE PAGE

After reasonable inquiry and to the best of my knowledge and belief, we certify that the information set forth in this report is true, complete and correct. This report is signed in the City of Makati on this 15th day of May 2024.

NOW CORPORATION

Issuer

By:



HENRY ANDREWS B. ABES

President and CEO



JOZOLLY O. RAMOS

Chief Finance Officer



ANGELINE L. MACASAET

Corporate Secretary

PART I - BUSINESS AND GENERAL INFORMATION

General Information

NOW Corporation (the "Company") was originally incorporated on June 5, 1996 as MF Schroder & Co., Inc., initially to engage in the purchase and sale of securities. MF Schroder & Co., Inc. was then a wholly-owned subsidiary of Amalgamated Investment Bancorporation (AIB), a full-fledged and duly licensed investment house.

In January 2002, MF Schroder & Co., Inc. was renamed Cashrounds, Inc. (Cashrounds), with the primary purpose to engage in the business of securities brokerage relating to the sale, transfer or exchange of every description of shares of stock and bonds, and to execute such transactions with the use of information technology.

On March 22, 2005, a Memorandum of Agreement was executed by AIB and Gamboa Holdings, Inc. (Gamboa), whereby AIB agreed to sell and Gamboa agreed to purchase 18,171,286 or 2/3 of the shares of stock of Cashrounds at an aggregate purchase price of Php74,395,000.00.

The sale of Cashrounds shares to Gamboa was made on June 3 and August 30, 2005 which resulted in Gamboa owning 66.67% of Cashrounds.

On April 28, 2006, Cashrounds entered into a Memorandum of Agreement (MOA) with NOW Telecom Company, Inc., formerly known as Next Mobile, Inc. (NOW Telecom) and five controlling shareholders of NOW Telecom namely, Top Mega Enterprises Limited, Joyce Link Holdings Limited, Gamboa Holdings, Inc., Emerald Investments Inc., Food Camp Industries and Marketing, Inc. (the five companies collectively known as NOW Telecom Shareholders) whereby existing shares of NOW Telecom owned by the NOW Telecom Shareholders were swapped with new shares issued by Cashrounds pursuant to an increase in authorized capital stock.

As a result of the above-mentioned exchange of shares of stock, the NOW Telecom Shareholders acquired 97% equity interest of Cashrounds, while Cashrounds acquired 19% of NOW Telecom.

On September 19, 2006, the Securities and Exchange Commission (SEC) approved the increase in the authorized capital stock of Cashrounds to Php1.320 billion with corresponding increase of its paid-up capital to Php1,317,278,350 as well as the change of the corporate name from Cashrounds, Inc. to Information Capital Technology Ventures, Inc.

On July 24, 2008, the SEC approved the amendment of Article II of the Articles of Incorporation of the Company's Primary Purpose to read as follows:

To engage in the business of providing telecommunications, media and information technology products and services, such as but not limited to the research, development, production, management, marketing, and operation of the following: telecommunications value added services through companies duly licensed to engage in wired and wireless, fixed and mobile communications; software and hardware technology, business process outsourcing, call center and other information technology applications; digital media and other media except mass media; and to do all activities directly or indirectly connected therewith or incident thereto.

On December 10, 2008, the Philippine Stock Exchange (PSE) approved the application of the Company to list additional shares to cover its share-for-share swap transactions with the shareholders of NOW Telecom. In addition, PSE likewise approved the Company's transfer from the SME Board to the Second Board of the Exchange.

On February 20, 2009, the PSE issued a circular informing the investing public of the Company's listing of additional 1,289,278,350 common shares effective February 24, 2009. This is to cover the share-for-share swap transactions with the shareholders of NOW Telecom, namely, Top Mega Enterprises Limited, Gamboa Holdings, Inc., Emerald Investments, Inc., Joyce Link Holdings Limited and Food Camp Industries and Marketing, Inc., at a swap price of ₱1.00 per share.

The transfer of the Company from the SME to the Second Board took effect on June 29, 2009.

On March 12, 2010, the Board of Directors of the Company (BOD) approved the Company's transfer from the Second Board to the First Board of the Exchange. In addition, the BOD approved the Company's increase in authorized capital stock from P1.32 billion to P5 billion as well as the listing of the additional shares from the increase. Finally, the BOD approved the amendment of the Company's By-Laws that will allow waiver of pre-emptive rights.

On August 3, 2010, the SEC approved the Amendment of the Seventh Article of the Articles of Incorporation of the Company to read as follows:

"No stockholder shall have any pre-emptive right of subscription to any class of shares of stock of this Corporation, whether to the present authorized capital stock or any future increases thereof."

On March 8, 2011, the Company filed with PSE its application for transfer from the Second Board to the First Board of the Exchange.

The amendment of the Company's Secondary Purposes to include the following was ratified by the stockholders of the Company during the June 2, 2011 Annual Stockholders' Meeting.

- a. To provide professional services and manpower in the field of telecommunications, media and information technology.
- b. To buy, sell, lease, assemble, import, export, process and deal in any and all classes of materials, merchandise, supplies and commodities of every kind and nature;
- c. To act as commission agent, manufacturer's representative, or principal for the purchase, sale distribution, manufacture, assembly, import or export of any and all classes of materials, merchandise, supplies and commodities of every kind and nature; and
- d. To engage in and carry on the business of general and retail merchants, traders, factors, agents, manufacturers, processors, dealing in or with any and all classes of materials, merchandise, supplies and commodities of every kind and nature.

On March 17, 2011, the Company's Board of Directors confirmed/ratified the establishment of the Company's wholly-owned subsidiary named J-Span IT Services, Inc. in Tokyo, Japan. The Board likewise approved the establishment in the Philippines of a wholly-owned subsidiary to be named I-Resource Consulting International, Inc.

On May 25, 2011, the SEC approved the incorporation of I-Resource Consulting International, Inc. as a wholly owned subsidiary of the Company. The primary purpose of I-Resource Consulting International, Inc. is to provide consulting, technical advice and professional advisory services to persons, firms, association, corporations, partnerships and other entities.

On June 10, 2011, the SEC approved the incorporation of Porteon SEA, Inc., a wholly-owned subsidiary of the Company with the primary purpose of engaging in the business of manufacturing, marketing and selling of vehicles of all types, including but not limited to electric vehicles.

The amendment of the Secondary Purposes was approved by the SEC on August 25, 2011.

On September 02, 2011, the Company entered into a Memorandum of Understanding with Huawei International Pte., Ltd., Huawei Technologies Phils., Inc. and NOW Telecom. The parties desire to explore the possibility of entering into a business relationship which will allow each party to provide its respective contribution in order to attain the common purpose of implementing NOW Telecom's nationwide build-up plans. The milestone agreement is expected to enhance the information capabilities of the Company and NOW Telecom in partnership with the world's largest information technology company Huawei.

On December 9, 2011, the Company executed a Memorandum of Agreement with the Filipino American Chamber of Commerce of Orange County, a non-profit organization in the State of California, for the use of a digital media portal through the Company's latest technology platform NowPlanet.TV.

On August 25, 2012, the SEC approved the incorporation of i-Professional Search Network, Inc., a wholly-owned subsidiary of the Company. The primary purpose of i-Professional Search Network, Inc. is the recruitment and placement of workers domestically. This is aimed at broadening the Company's base in the area of service-related business as well as to complement the Company's other wholly-owned subsidiary, I-Resource Consulting International, Inc., which provides consulting, technical advice and professional advisory services to persons, firms, association, corporations, partnerships and other entities.

The Board of Directors and Stockholders of the Company approved the name change from Information Capital Technology Ventures, Inc. to NOW Corporation on 02 July 2013 and 06 June 2013, respectively. On 16 August 2013, the SEC issued the Certificate of Filing of Amended Articles of Incorporation and the Certificate of Revision of the Title of Amended By-Laws certifying the said name change.

On December 27, 2013, the Company paid the amount of Php3,000,000.00 for the Company's subscription to 110,000 shares (at Php100.00 per share) on the proposed increase in the authorized capital stock of I-Resource from Php1,000,000.00 to Php12,000,000 or increase from 10,000 shares to 120,000 shares. The proposed increase in the authorized capital stock of i-Resource was approved by the SEC on April 2, 2014.

During the Special Stockholders' Meeting held on January 22, 2015, the shareholders approved the following: 1) increase of the capital stock of the Company from Php1.32B to Php2.120B or an increase of Php800M; 2) conversion of advances made by a shareholder, Velarde, Inc., in the amount of Php200M; 3) application for listing with the PSE of the additional 200M shares to be issued from the increase in authorized capital; and 4) waiver by a majority vote representing the outstanding shares held by the minority shareholders present of the conduct of a rights or public offering of the shares to be subscribed by Velarde, Inc. The Company's Board of Directors had previously approved a higher increase of Php2.7B

during its November 27, 2014 meeting. However, upon further study and discussion, a lower amount was recommended and approved by the Board during a special meeting held on 22 January 2015 prior to the Special Stockholders' Meeting scheduled on the same day.

On 17 December 2015, the Securities and Exchange Commission approved the Company's increase in authorized capital from Php1,320,000,000.00 divided into 1,320,000,000 shares of the par value of Php1.00 each to Php2,120,000,000.00 divided into 2,120,000,000 shares of the par value of Php1.00 each.

At the 29 April 2016 Special Meeting of the Board of Directors, the Board approved the increase of the authorized capital stock of the Company from Php2.120B to Php3.0B. The Board likewise approved the conversion into equity of the 264M advances accumulated since year 2011 from a shareholder, Velarde, Inc., at a conversion price of Php1.22/share computed/ based on the daily average of the volume-weighted average price of NOW shares for a 30-day trading period ending 14 April 2016; Finally, the Board approved the listing of 216M shares that will be issued out of the said conversion and increase in authorized capital stock.

In its 02 September 2016 Special Meeting, the Board of Directors approved the amendment of the Seventh Article of Incorporation to authorize the creation of Sixty Million (60,000,000) Redeemable, Convertible, Non-Participating and Non-Voting Preferred Shares with or without Detachable Warrants with a par value of One Peso (Php1.00) per share.

During the 08 November 2016 Special Stockholders' Meeting, the shareholders present, by a unanimous vote, approved the following: 1) Minutes of the Annual Stockholders' Meeting held on 02 June 2016; 2) Amendment to the Seventh Article of Incorporation (creation of 60M Redeemable, Convertible, Non-Participating, and Non-Voting Preferred Shares with or without Detachable Warrants with a par value of One Peso (Php1.00) per share; 3) Approval for listing of 60M Redeemable, Convertible, Non-Participating, and Non-Voting Preferred Shares with or without Detachable Warrants with a par value of One Peso (Php1.00) per share; 4) Approval for issuance and public offering of 60M Redeemable, Convertible, Non-Participating, and Non-Voting Preferred Shares with or without Detachable Warrants with a par value of One Peso (Php1.00) per share.

The Shareholders likewise expressly granted the authority to the Board of Directors to determine: (1) whether the issuance of the Preferred Shares shall be with or without warrants; (2) the actual number of warrants to be issued in connection thereto, which shall in no case be more than two (2) times the total number of Preferred Shares to be issued; (3) the total number of underlying common shares to be issued in connection with such warrant, which shall in no case be more than the number of warrants to be issued; and (4) to determine all other terms and conditions of the warrant including the strike price.

In its 21 December 2016 Regular Meeting, the Board of Directors approved the filing of the Registration Statement, Listing Application and the terms and conditions and such other relevant acts in connection with the intended public offering of shares of the Company.

On 10 January 2017, the Securities and Exchange Commission issued to the Company a Certificate of Filing of Amended Articles of Incorporation (Amending Article VII reclassification of P60,000,000.00 Common Shares to Preferred Shares thereof).

At the 20 January 2017 Special Meeting of the Board, a resolution was passed approving the issuance of detachable warrants in connection with the public offering of the Company's preferred shares;

At the 07 August 2017 Regular Meeting of the Board of Directors, the following resolutions were approved: 1) Acceptance of disengagement of SB Capital Investment Corporation ("SB Capital") as one of the Joint Issue Managers, Joint Bookrunners and Joint Lead Underwriters. 2) Appointment of SB Capital as the Company's Financial Advisor; 3) Grant of authority to the Chairman and President and CEO to negotiate and engage the services of an Issue Manager, Bookrunner, Lead Underwriter for its proposed public offer of preferred shares; 4) Reduction of the Company's proposed public offering of its preferred shares from 15M preferred shares with 30M warrants to 5M preferred shares with 30M warrants thus resulting in the reduction of the offer size from Php 1.5B to Php 500M.

In its 20 December 2017 Regular Meeting, the Board approved, in relation to its conduct of Public Offering by way of a Follow-On Offering ("FOO") of its Preferred Shares of stocks, the offer and sale of up to 10,000,000 out of the 60,000,000 redeemable, convertible, non-participating and non-voting preferred share with detachable warrants out of the unissued portion of the authorized capital stock of the Corporation (the "Offer Shares") and up to 20,000,000 Detachable Subscription Warrants to be issued free of charge with 20,000,000 underlying common shares (collectively, the "Warrant").

On 22 December 2017, NOW Corporation filed its Registration Statement and Prospectus with the Securities and Exchange Commission ("SEC") pursuant to the Company's application for the Follow-On Offering of 5,000,000 redeemable, convertible, cumulative, non-participating, non-voting, Peso-

denominated, preferred shares with an Oversubscription Option of [5,000,000] with a par value of one peso (₱1.00) per share, with 10,000,000 detachable subscription warrants to be issued free of charge with 10,000,000 underlying common shares, with an Oversubscription Option of 10,000,000 Warrants and 10,000,000 underlying common shares of NOW Corporation.

In its 15 March 2018 Regular Meeting, the Board resolved to delegate to the Executive Committee the setting of the final conversion price related to the conversion into equity of the Php264,000,000.00 advances from a shareholder. Said conversion into equity was previously approved in 2017 by both the Board and the Stockholders, respectively.

The shareholders present by a unanimous vote likewise affirmed / confirmed their approval, made at the 02 June 2016 Annual Stockholders' Meeting, of the increase in authorized capital stock of the Company as well as the conversion into equity of the Php264M advances from a shareholder, Velarde, Inc., at the conversion price computed based on the daily average of the Volume-Weighted Average Price of NOW Corporation shares for a 30 day trading period ending 14 April 2016 as well as the listing of corresponding shares that will be issued out of the said conversion. The conversion price set between Php1.50 per share to Php1.70 per share range. The Board of Directors was given the delegated authority to finalize the terms and other details pertaining to such increase and conversion price within the respective ranges therein set forth.

On 22 June 2018, the Securities and Exchange Commission issued the Certificate of Filing of Enabling Resolution in relation to the Company's offer of 5,000,000 Redeemable Convertible Cumulative Non-Participating Non-Voting Peso-denominated Preferred Shares and designate the series as the Preferred "A" Shares with an Oversubscription Option of 5,000,000 Preferred A Shares, with 25,000,000 underlying Common Shares and an additional 25,000,000 Common Shares upon the exercise of the Oversubscription Option, which Common Shares shall be issued upon conversion of the Preferred Shares, with Detachable Warrants, under the terms and conditions thereof.

On 27 June 2018, the Philippine Stock Exchange approved the application of the Company to list an additional 200,000,000 common shares to cover its debt-to-equity conversion transaction with its shareholder.

At the Special Meeting of the Board of Directors of NOW Corporation held on 11 October 2018, the Board approved the conversion into equity by its shareholder Velarde, Inc. in the amount of Two Hundred Nine Million Pesos (Php209,000,000.00) with the conversion price computed based on the Volume Weighted Average Price (VWAP) of the 30-day trading period ending 11 October 2018.

At the special meeting of the Board of Directors of NOW Corporation held on 28 December 2018, the Board approved the Company's equity restructuring plan by reducing the par value of the common shares of stock of the Company and by applying the resulting additional paid-in capital to eliminate its accumulated deficit. For this purpose, the Board approved the amendment of Article Seventh of NOW's Articles of Incorporation to reduce the par value of common shares from One Peso (Php1.00) per share to Seventy Centavos (Php0.70) per share, and the resulting decrease of NOW's authorized capital stock from Php2,120,000,000.00 divided into 2,060,000,000 common shares with par value of One Peso (Php1.00) each to Php1,442,000,000 divided into 2,060,000,000 common shares with par value of Seventy Centavos (Php0.70) each.

At the Special Stockholders' Meeting of NOW Corporation held on 08 March 2019, the stockholders unanimously approved the Company's equity restructuring plan by reducing the par value of the common shares of stock of the Company and by applying the resulting additional paid-in capital to eliminate its accumulated deficit. For this purpose, the stockholders unanimously approved the amendment of Article Seventh of NOW's Articles of Incorporation to reduce the par value of common shares from One Peso (Php1.00) per share to Seventy Centavos (Php0.70) per share, and the resulting decrease of NOW's authorized capital stock from Php2,120,000,000.00 divided into 2,060,000,000 common shares with par value of One Peso (Php1.00) each to Php1,442,000,000 divided into 2,060,000,000 common shares with par value of Seventy Centavos (Php0.70) each.

Likewise, the stockholders unanimously approved the conversion of advances into equity of its shareholder Velarde, Inc. in the amount of Two Hundred Nine Million Pesos (Php209,000,000.00) with the conversion price computed based on the Volume Weighted Average Price (VWAP) of the 30-day trading period ending 11 October 2018 or at Php6.50 per share, and the listing of additional shares resulting from the said conversion. The waiver by a majority vote representing the outstanding shares held by the minority shareholders present of the conduct of a Rights or Public Offering of the Shares to be subscribed to by Velarde, Inc. was likewise affirmed/confirmed. In the same meeting, the stockholders also approved the revision of the earlier approval made during the Annual Stockholders' Meeting held on 07 June 2018 to increase the authorized capital stock of the Company within a range between Php600M and Php700M in connection with the earlier conversion of another tranche of

advances made by Velarde, Inc. to NOW Corporation in the amount of Php264 Million. Only the conversion into equity of Velarde, Inc.'s advances in the amount of Php264M based on the adjusted conversion price range between Php1.50 and Php1.70 per share as well as the listing of additional shares resulting from the said conversion are approved and affirmed for implementation. The contemplated increase in authorized capital stock is deemed set aside.

On September 6, 2019, the Securities and Exchange Commission approved the Company's application for equity restructuring and the decrease in its authorized capital and par value per share, wiping out the deficit as of 31 December 2018 in the amount of Php402,105,543.00 against the reduction surplus of Php455,183,505.00.

With the amendment of Article Seventh of NOW's Articles of Incorporation, the resulting authorized capital stock of the Company is One Billion Five Hundred Two Million Pesos (Php1,502,000,000.00), Philippine Currency, and said capital stock is divided into Two Billion Sixty Million (2,060,000,000) common shares, with a par value of Seventy Centavos (Php0.70) each and Sixty Million (60,000,000) Redeemable, Convertible, Non- Participating, and Non-Voting Preferred Shares with or without Detachable Warrants with a par value of One Peso (Php1.00) per share.

The equity restructuring did not reduce the number of issued, outstanding and listed shares and will not change a stockholder's interest in the Company. Furthermore, the Php1.00 par value per share of the existing preferred shares will not change.

On 06 November 2019, the Securities and Exchange Commission issued a Certificate of Approval of Valuation confirming the valuation of shareholder Velarde, Inc.'s advances in the amount of Php264M as payment for the additional issuance of 155,294,118 common shares worth Php108,705,882.60 (with par value of Php 0.70 per share) out of the unissued portion of the present authorized capital stock of NOW Corporation, based on the conversion price of Php1.70 per share as approved by at least majority of the stockholders and Board of Directors at their respective meetings held on 08 March 2019.

At the Special Meeting held on 24 August 2020, the Board of Directors of NOW Corporation approved, confirmed, and ratified the offer of an existing shareholder, Velarde, Inc., to subscribe to a) 102,000,000 common shares of NOW, equivalent to a 5.75% equity stake in NOW post subscription, at Php2.25/share or a total aggregate amount of Php229,500,000.00; and b) 60,000,000 Redeemable Convertible Cumulative Non-Participating Non-Voting Peso-denominated Preferred Shares of NOW, with 1 free Detachable Warrant for every preferred share subscribed to (1:1 ratio), exercisable after the 2nd year anniversary from issue date, at a subscription price of Php1.00 per Convertible Preferred Share. The Detachable Warrants are exercisable after the 2nd year anniversary from issue date at a price of Php2.25 per common share. The Preferred Shares may be converted to common shares of the Company at a conversion price of Php2.25 per share, which may be exercised at any time from the 1st year anniversary from the issue date of the Preferred Shares until the 5th year anniversary from the issue date of the Preferred Shares. The Board likewise unanimously approved the other indicative terms and conditions of the transaction presented during the said meeting.

On August 28, 2020, the company received from the Securities and Exchange Commission the Certificate of Approval of Valuation dated 16 March 2020 confirming the valuation of shareholder Velarde, Inc.'s advances in the amount of Php209M as payment for the additional issuance of 32,153,846 common shares worth Php22,507,692 (with par value of Php 0.70 per share) out of the unissued portion of the present authorized capital stock of NOW Corporation, based on the conversion price of Php6.50 per share as approved by the board of directors on October 11, 2018 and of the stockholders on March 8, 2019.

At the Special Meeting held on 01 July 2021, the Board of Directors of NOW Corporation unanimously approved, confirmed, and ratified the offer of an existing shareholder, Velarde, Inc., to convert its advances into equity in the amount of Two Hundred Twenty One Million Pesos (Php221,000,000.00) with the conversion price computed based on the Volume Weighted Average Price (VWAP) of the 30-day trading period ending 24 June 2021 or at Php2.38 per share, and the listing with the Philippine Stock Exchange of additional shares resulting from the said conversion. On 24 May 2022, the Board of Directors in its special meeting unanimously approved to reverse its approval on 01 July 2021 on the conversion into equity of the P221,000,000.00 advances from Velarde, Inc..

Likewise, in the same meeting, the Board appointed the Chairman and the President and CEO to be nominated and voted in as members of the Board of Directors of its affiliate, NOW Telecom Company, Inc., to occupy the two (2) board seats proportionate to the Company's current percentage shareholding in the said affiliate.

The Board of Directors resolved that in connection with the Top Up Placement through a Placing and Subscription Transaction whereby 160,000,000 common shares which is equivalent to 8.14% of the total issued and outstanding common shares of the Company shall be offered and sold by an existing shareholder to Qualified Buyers under Section 10(l) of the SRC and/or to not more than 19 non-qualified buyers, and the subsequent issuance by the Company of the same number of common shares to be subscribed to by the Selling Shareholder as previously disclosed

on 24 June 2021 to the Exchange by the Company, the Board of Directors approves the computation of the Subscription Price/Offer Price to be based on a 5% discount to the 30-day Volume Weighted Average Price (VWAP) of the 30-day trading period on the pricing date for the purpose of raising up to Php800,000,000.00 to be used to fund the Company's expansion projects; and

that the Board approved the renewal of the mandate of PNB Capital and Investment Company for a period of one (1) year beginning 13 December 2021 as Issue Manager, Financial Advisor and Bookrunner for the Top-Up Placement transaction and the appointment of Cruz Marcelo & Tenefrancia Law Firm as the Company's Transaction Counsel.

(1) Business of the Company

Pursuant to its new primary purpose, the Company has recently shifted its operations into Telecommunications, Media and Technology (TMT). Its new primary purpose is primarily engaged in the business of providing telecommunications, media and information technology products and services under its three key operating business segments, namely: (i) Software Licenses and Services; (ii) IT Manpower and Resource Augmentation; and (iii) Broadband and Wireless Cable TV Services. The Company's diverse products and services portfolio include software application development and maintenance, collaboration software solutions, web integration, web and mobile applications development, technical and maintenance services, IT manpower and resource augmentation, project implementation and management, managed services outsourcing, and fixed wireless broadband services, among others. The Company also offers value-added services through partnerships with companies licensed to provide wired and wireless, fixed and mobile communications and cable TV services.

Among the programs that the Company is currently offering would be TMT services such as broadband networks worldwide, cloud hosting service, virtual private networks, multimedia content, online gaming, web hosting, cloud-based multimedia conference, cloud-based mail and messaging service, electronic communications network and services.

In 2016, the Company expanded its service offerings with the introduction of its "Fiber-in-the-Air" fixed wireless broadband service with a CIR of up to 700 Mbps, a first of its kind in the Philippines. Through its partnership with NOW Telecom and Newsnet, a wireless telecommunications operator and a cable TV service provider, respectively, the Company offers an affordable, alternative and high-speed broadband service of up to 700 Mbps and wireless cable TV services to the underserved and unserved large enterprises such as schools, hospitals, hotels, high-end residential buildings, and commercial buildings with multiple BPO locators. Currently, the Company's client broadband subscription ranges from 5 Mbps to 100 mbps, which may be further increased to up to 700 Mbps, depending on the clients' bandwidth requirements. The Company positions its fixed wireless broadband service either as primary, alternative or as an auxiliary link to existing broadband service providers. In 2018, the Company has since then upgraded its equipment increasing its capacity to 400% of from initial 700Mbps to new equipment upgrade able to service up to 2.4Gbps. This upgrade was done as preparation for the huge demand of that will come from future and existing customers. More than to meet the demand of their customers though, the company also aims to help facilitate the creation of smart cities.

The Company's Fiber-in-the-Air fixed wireless broadband service allows its subscribers to download upload, stream and share files simultaneously without compromising performance. The Company deploys competitively priced high-speed broadband bandwidth resources with high availability through its Point-to-Point and Point-to-Multipoint Radios. From providing Software Licenses and Services to adding IT Manpower and Resource Augmentation and Broadband Wireless Cable TV Services, the Company intends to deliver high-speed broadband services with a CIR of up to 700 Mbps which may be bundled with enterprise collaborations solution, wireless cable television and interactive multi-media applications.

In 2018, the Company, along with its affiliate NOW Telecom launched the "Network ng Mamamayang Pilipino," (NOW NMP) aimed at democratizing the Philippine Telecommunications business by providing internet connectivity solutions across the Philippines through exclusive-distributorship agreements with business partner. NOW prides itself to be a pro-Filipino company with a vision of empowering Filipino enterprises operate businesses that will shape the country's digital landscape.

In November 2021, the Company signed an exclusive agreement with Wallpost, a U.S. based global tech firm in order to provide businesses cloud-based enterprise resource planning solution (ERP). Wallpost works with global telco operators like Ooredoo in Qatar and Tunisia, and Indosat in Indonesia in order to provide SMEs the digital transformation tools. The solution is seen in eliminating the need for business owners to manually manage their data and operations and enable them to focus more on their business goals. The Company has named the service: "NOW EazyBiz". Modules would include Human Resource, Customer Resource Management, Sales, Finance & Accounting, Asset Management & Tracking, and other customizable modules.

In July 2022, the Company, NOW Telecom signed a Memorandum of Agreement with and SBA Towers Philippines, Inc., a subsidiary of SBA Communications Corporation, a NASDAQ-listed firm focused on providing tower infrastructure and other shared infrastructure in the Philippines. The parties are in discussion and negotiating the lease of build-to-suit sites, towers, and passive telecommunications infrastructure and facilities that will be made available for the installation of NOW Telecom's facilities and equipment to provide telecommunications and/or internet services.

This is part of the roadmap of the NOW Group of providing 5G or the fifth-generation wireless network technology which will allow the delivery of up to 20 gigabit per second speed to enterprises and homes. It is an integral policy in NOW Group's roadmap to partner with trusted vendors that are part of the Clean Network.

On 03 October 2022, the Board of Directors of the Company authorized the management to initiate negotiations with News and Entertainment Network Corporation (Newsnet) to acquire equity ownership in Newsnet, an interactive pay television and multimedia services company assigned with the coveted 26GHz spectrum. This is part of the Company's thrust to expand, consolidate and strengthen its core business, subject to applicable regulatory approval from regulatory agencies and government bodies. Likewise, in the same meeting, the Board approved the execution by the Company, together with NOW Telecom Company, Inc., News and Entertainment Network Corporation, NOW Cable, Inc., and Asian Institute of Journalism and Communication, Inc. of the Memorandum of Agreement creating a common digital infrastructure for internal, private, and public sectors' use, streamlining their operations, optimizing their network utilization, and leveraging on shared services and resources. The Parties agree to expand the existing network on a nationwide basis through collaboration, joint venture, Built Operate Transfer Projects, Private-Public Partnership with local community organizations such as local government units, electric cooperatives, cable tv operators, internet service providers, broadcasters, real estate developers, state universities and colleges, and other community-based organizations, fiber air fixed wireless access network to next generation technology and expand the base stations nationwide.

On August 03, 2023, the Company entered into a Memorandum of Understanding with Cagayan Economic Zone Authority (CEZA) which aims to advance the Philippines' telecommunications and digital world-class communications critical infrastructure and includes the provisioning of unified connectivity, software systems and services that would operate in the province of Cagayan and CEZA locators and people. The proposed project will deploy fixed wired, fixed wireless, terrestrial, satellite, and other delivery systems to CEZA ensuring reliable and quality broadband and other ICT services to CEZA's locators. CEZA's strategic positioning and critical infrastructure underscore its profound significance. CEZA's vicinity to two Philippine-American military bases, integral to the Enhanced Defense Cooperation Agreement (EDCA) between the United States and the Philippines, amplifies its global security influence. Furthermore, its proximity to Taiwan positions CEZA as a potential extension for Taiwan's industrial zones, underscoring its commercial and strategic reach.

On 17 August 2023, NOW Corporation, together with CELONA, Inc., a Silicon Valley-based leading innovator of enterprise private wireless systems and NOW Telecom Company, Inc., signed a Memorandum of Understanding to deliver next generation private wireless 5G LAN solutions to enterprises throughout the Philippines. Under the MOU, the parties agree to pursue, collaborate, and focus on the expansion of NOW's current broadband telecom network by rolling out turnkey stand-alone (SA) private wireless networks specifically engineered for the enterprise market. NOW will leverage on CELONA's products and technology to help businesses expedite bringing private wireless network applications to market, streamlining costs, mitigating operational challenges, simplifying the customer experience, and enabling the ability to easily scale their connectivity as demands change. NOW will utilize CELONA's complete end-to-end portfolio of new NR products as part of its private wireless managed service offering. The CELONA-NOW partnership will target key vertical markets such as manufacturing, oil and natural gas, logistics and transportation ports looking to automate business processes, improve productivity and streamline operations.

On 08 September 2023, Fortinet, Inc., the global cybersecurity leader driving the convergence of networking and security, and NOW Corporation, signed a strategic Memorandum of Understanding (MOU) to enhance cybersecurity and 5G security in the Philippines, expediting the nation's digital transformation journey. This MOU signifies a shared commitment to enhancing security solutions tailored for enterprises across the country. By synergizing Fortinet's cutting-edge cybersecurity expertise with NOW Corp's delivery of connectivity and security solutions, this partnership seeks to provide robust security solutions that align with the dynamic needs of the Philippine market. Fortinet and NOW Corp are working together to establish a secure ecosystem for the development and deployment of cutting-edge 5G applications. This initiative involves fortifying the foundations of the 5G ecosystem and identifying potential vulnerabilities and addressing them with the right solutions. This MOU between Fortinet and NOW Corp signifies a pivotal moment in the Philippines' digital journey, promising strengthened cybersecurity and 5G security to drive the nation's digital transformation forward.

On 18 September 2023, a Memorandum of Agreement was signed by and among the Cybercrime Investigation and Coordinating Center ("CICC"), NOW Telecom Company, Inc., and NOW Corporation for the provision of secured connectivity solutions and ICT services to CICC and key agencies to support CICC's operation and mandate to foster the nation's cybercrime resiliency and promote sound cyber-risk management.

On 24 October 2024, NOW Corporation and NOW Telecom Company, Inc. have teamed up to introduce a groundbreaking service for the public - TODAYbyNOW. It is not just another IT service: it is a finely crafted solution designed to cater to the unique needs of medium enterprises and residential customers - at a moment's notice. TODAYbyNOW offers a comprehensive suite of services, ranging from on-call consulting services to bulk desktop setups, free enterprise cyberthreat assessments, seamless cloud data migration, robust malware protection and recovery, and meticulous Wi-Fi network surveys and audits, just to name a few. It envisions merging the technological boundaries between enterprise and the individual. No longer does high-end IT support belong solely in the corporate arena. It aims to extend a hand to SMEs and smart homes to experience a seamless tech environment. Empowering SMEs and upscale residential sectors with the tools and expertise they need to thrive in today's interconnected world. The roll-out of TODAYbyNOW is scheduled to commence on October 25, 2023 and the availability of the service will be nationwide.

On 27 October 2023, NOW Corporation has inked an alliance by way of a Memorandum of Understanding with Mangata Networks, Inc., a US-based company offering satellite-enabled connectivity and intelligent edge computing solutions. This collaboration comes as a direct response to the increasing demand from enterprises in the Philippines for robust, high-capacity, low-latency connectivity. By leveraging Mangata Networks' multi-orbit satellite constellation, NOW can offer enhanced services and ensure network resiliency to its customers. Mangata's initial 32-satellite constellation will consist of 8 HEO (highly elliptical orbit) and 24 MEO (medium Earth

orbit) satellites. Mangata's secure, low-cost solution complements NOW's commitment to providing affordable and secure connectivity in the Philippines focused on addressing the sophisticated demands of the market. Through this partnership, NOW customers will have access to Mangata Networks' MangataEdge™, which extends the reach of 5G and IoT connectivity into hard-to-reach areas, bringing cloud applications closer to users. Moreover, this partnership is in alignment with the USTDA grant initiative to develop digital infrastructure and expand access to reliable connectivity across the country. Mangata's spectrum and orbits have been approved by the International Telecommunications Union (ITU), the international governing body that regulates the use of radio frequency spectrum.

On 10 November 2023, NOW Telecom Company, Inc. ("NOW Telecom", "NOW"), NOW Corporation's associate, and AST & Science, LLC ("AST"), a renowned global satellite company, are pleased to announce that both parties have signed a Memorandum of Understanding (MoU) to enhance communications solutions in the Philippines. NOW Telecom will leverage AST's expertise in global satellite communications through this partnership. The collaboration of NOW and AST seeks to broaden telecom offerings globally, reaching both urban and remote regions not reached by traditional land-based cell towers. This initiative focuses on providing comprehensive communication services, including voice, video, data, and internet connectivity, to remote regions with limited or non-existent infrastructure. NOW can cater to its desired markets with always-on availability and fast recovery during disaster and emergency scenarios, eliminating the lingering denial of service to people in underserved and unserved areas.

On November 15, 2023, NOW Corporation is partnering by way of MOU with Rivada Space Networks, a German satellite communication service company, to provide a unique next generation connectivity network for the Philippines. NOW will harness the OuterNETT, Rivada's global low-latency point-to-point connectivity network of 600 low earth orbit (LEO) satellites, with seamless connectivity that will ramp up performance, improve security, and increase customer efficiency. Rivada's industry-leading solutions will provide resiliency for high quality voice, video and data solutions to enterprises that require secure infrastructure, such as banking and financial services, mining and transportation.

On 21 December 2023, NOW Corporation's Board of Directors approved a USD10- \$40M million fundraising initiative through a combination of debt, public offering, and other financing programs to finance the Public Safety and Critical Communications infrastructure for use of governments, military/public safety units, and enterprises/organizations categorized as part of the sixteen (16) Critical Infrastructure sectors. This infrastructure project shall implement the provisioning of communications hardware, software, and services that these entities could avail of and connect their own private communications network for seamless interconnectivity that is secure, reliable, and compliant with the Trusted Network Initiative. NOW Telecom Company, Inc, NOW Corporation's associate, has designed this infrastructure and will drive its operations as part of its partnership with American, European, and Indo-Pacific technology partners.

BusinessPartners

NOW Telecom Company, Inc. ("NOW Telecom"), is a business partner which is in a unique position to meet the unabated increase in demands for high speed broadband connectivity of large and medium enterprises, government organizations, educational and medical institutions, financial institutions, multi-tenant/ multi-level commercial and residential buildings, clustered urban residential communities and special economic zones. This company is at the forefront in employing the latest state-of-the art wireless technologies to address the demands of clients for customized solutions yet cutting-edge broadband technology.

The Asian Institute of Journalism and Communication, Inc. is a Knowledge Management Center organized in 1980 as a graduate school of journalism, founded on the philosophy that communication is a vital development resource to be used to advance the common good. It has a solid record of more than 30 years in the communication field – as a graduate school for communicators and journalists, a center for continuing education in journalism, communication, and knowledge management, and a research and consulting firm advocating policies and implementing programs and projects that address development issues and concerns both at the levels of national decision making and community-based initiatives.

Brands

WebsiteExpress.Biz ("WebsiteExpress.Biz") is a one-stop shop website development service - providing micro, small and medium sized enterprises affordable, professional websites in as fast as 5 days.

Productsand Services

▯ Cloud Hosting Services

Cloud hosting services cover the virtualization of the IT infrastructure to mitigate the rapid pace of technology obsolescence. These services are available to individual, small medium enterprises and corporate users in two primary space categories: (i) dedicated; and (ii) shared.

In a dedicated space arrangement, clients are allocated dedicated hardware for their exclusive use. Shared set-up is for clients with processing requirements that are not fixed, and which are clustered into a shared hosting server with pre-defined performance commitments.

▣ Virtual Private Networks

VPN is an end-to-end protection and encryption services on network connectivity that ensures secured data transport. The Company's VPN service provides anonymity on the client's connection to the internet by using thousands of IP addresses and various server connections worldwide. VPN services passes internet filters allowing secure internet access. It also routes all data transport traffic with new IP address through affiliated secured servers located in various locations. This provides tracking difficulty and ensures a slim probability that data transmission will be compromised.

▣ Cloud-based Multimedia Conferencing Services

Cloud-based multimedia conferencing services consist of cloud-based server and applications capable of hosting multimedia conferencing application that will visually connect people in different physical locations in the virtual space. This service is ideal for conducting classes, presentations, events, meetings, and lectures for participants from multiple locations. This service provides a cost-effective participation of more individuals from multiple locations.

▣ Web Hosting, Cloud-based Mail and Messaging Services

Web hosting services vary from personal to corporate with e-commerce application development, content management, database and search engine optimization support. Cloud-based mail services carry a variety of mail services ranging from electronic mail facsimile mail, voice mail and video mail. Cloud-based mail services also include storage, calendar, contact and task management, and virus protection. These are available to individual, small medium enterprises and corporate clients.

▣ Digital Media Production

The Company also offers services such as website development, mobile application development, and animation that can be used by business enterprises to create, manage and sustain their marketing and communications through digital channels that are simple, functional and effective across multiple market segments. These services allow business enterprises to increase their engagement with potential customers and to create an online presence in order to capture a wider base market. One of the Company's notable projects is the "It's More Fun in the Philippines" website and mobile application that supported the campaign of the Department of Tourism. The Company offers its web development through WebsiteExpress.Biz. The Company has established the brand WebsiteExpress.Biz as its vehicle in delivering quality and globally compliant websites catering to micro and medium-sized enterprises. WebsiteExpress.Biz is a one-stop website development service operator that provides development, domain, hosting, secure sockets layer certificates, shopping cart, electronic mail, among others, without engaging multiple service providers. It operates at a subscription model, providing micro and medium-sized enterprises and individual subscribers quality, affordable and efficient websites in a span of five (5) days. One of the key features of WebsiteExpress.Biz is its responsive web design which allows a website to be responsive in all mobile devices without developing a dedicated mobile application for each kind of device.

• NOW Eazy Biz

The Company also offers user-friendly and cloud-based software available in any device. The service is called "NOW EazyBiz" and is an Enterprise Resource Planning (ERP) solution that can unify all crucial data points of any business such as sales performance, finance, task management, HR, inventory, and other functions of business.

Under its mobile application development, the Company offers customized mobile applications such as cinematic three-dimensional, game-based learning, rich media, html5 animation and gestures to allow businesses to enhance customer experience and increase brand loyalty. Through its competencies in digital media production, the Company can cater to the requirements and specifications of each client in order to deliver quality mobile applications for their businesses.

B. IT Manpower and Resource Augmentation

The Company, through its subsidiaries i-Resource and i-Professional, is engaged in the business of providing consulting, technical advice and professional advisory services to persons, firms, association, corporations, partnerships and other entities.

i-Resource is an information technology resource management company that provides IT knowledge professionals to its clients. i-Resource principally deploys IT knowledge professionals to assist its clients in managing the IT operations of their businesses ranging from short to long-term and mission-critical projects, including data center management, network infrastructure maintenance and software management. This is done through i-Resource's dedicated sourcing group and business development managers.

The services of i-Resource can be further categorized into three sub-business segments, namely:

▯ IT Staff Augmentation

Under this sub-segment, i-Resource provides IT knowledge professionals for the IT-related needs of its clients. Skilled personnel are deployed to provide additional IT knowledge professionals to the client's current roster or to provide additional support to the client's existing project team, for a limited period. Specifically, i-Resource offers the following services:

- a) Resource Management Outsourcing – Resource management outsourcing pertains to the provision of IT knowledge professionals by i-Resource to a client for a specific duration ranging from three (3) months to one (1) year some of which are renewable thereafter. The IT knowledge professionals deployed remain to be employees of i-Resource during the period of engagement.
- b) Assignment of Staff – Assignment of staff pertains to the deployment of resource personnel by i-Resource for a client in order to augment client manpower requirements.
- c) Project Team Outsourcing – Project team outsourcing ensures enterprises of available project teams that will be assigned to their project without the need to hire them directly. The assigned personnel may include project managers, developers, business analytics and quality assurance testers.

▯ Managed Services

Aside from providing IT knowledge professionals, the Company, through i-Resource also services its clients by allowing them to outsource certain business process to i-Resource. This managed services also include trainings of IT candidates and team development for its clients. In addition, this sub-segment covers:

- a) Managed Service Outsourcing - Clients may outsource a portion of their business processes such as testing & quality assurance services, applications development, applications maintenance, disaster recovery, desktop services, technology help desk services, call center help desk services and network services (broadband internet) to i-Resource, in order for them to focus on their core business activities. i-Resource services regular or critical projects based on targeted outcomes and service level agreements.b) Train and Deploy - i-Resource develops the skills of fresh graduates based on client requirements through boot camps. This is carried out in collaboration with iCollege, which is a center for continuing education established by the Company in partnership with the Asian Institute for Journalism and Communication, a knowledge management center organized in 1980 as a graduate school for journalism.
- c) Offsite Team Development – i-Resource develops a dedicated team of IT knowledge professionals specifically for the client requirement, which are housed outside the client's office.

▯ Search and Select

i-Professional serves as the recruitment arm of its clients by providing the following add-on services:

- a) Contract to Hire – This allows enterprises to try and test IT knowledge professionals before actually hiring by outsourcing them for a probationary period of six (6) months. The IT knowledge professionals become employees of the client at the end of the probationary period should they qualify with the standards of the client. The Company charges a one-time absorption fee.
- b) Recruitment Process Outsourcing – This provides an end to end recruitment process for companies with huge IT knowledge professional requirements. It also allows enterprises to outsource the recruitment process of IT knowledge professionals for regular placements.

C. Broadband and Wireless Cable TV Services

The Company offers high-speed broadband service of up to 2.4Gbps guaranteed broadband service to the underserved and unserved large enterprises such as schools, hospitals, high-end residential buildings, business process outsource locators, and commercial buildings.

The Company was the first to market the Fiber-in-the-Air fixed wireless broadband service of up to 2.4Gbps in the Philippines, which allows the Company's subscribers to download, upload, stream and share files simultaneously without compromising performance.

NOW has since then become the largest fixed wireless access broadband internet service provider in the Philippines. The Company deploys high-speed broadband bandwidth resources with high availability through its Point-to-Point and Point-to-Multipoint Radios. The Point-to-Point and Point-to-Multipoint connectivity work through radio antennas that are installed atop strategically selected high-rise buildings and establishments around metropolis. The building's rooftop where the radio antennas are installed must have a line of sight basis from the Company's nearest hub. This allows the user to send data over much greater distances while maintaining speed and has the advantage of connecting users even in remote areas without the need for cables.

To further enhance its clients' experience, the Company maintains a team of engineers and technical support available on a 24/7 basis to keep its subscribers connected.

The Company gets backhaul from transit providers at internet exchange points and from there delivers signals wirelessly to antennas on building rooftops. Inside the buildings, internet access is provided through standard copper wire or fiber if necessary.

From building to building, the Company provides high-speed broadband internet to different clients on a line of sight basis. Line of sight basis is a straight path between a transmitting antenna and a receiving antenna when unobstructed. This will be done by installing devices on top of the hubs and on top of the consumer's building, thereby enabling the Company to transmit broadband internet.

The Company's network operates by connecting the target buildings through two transceivers on the roof: (i) one transceiver which serves the building; and (ii) another transceiver to serve the next building in the network

A. Business Partnership Program

In 2018, The Company, along with its affiliate NOW Telecom launched the "Network ng Mamamayang Pilipino," (NOW NMP) aimed at democratizing the Philippine Telecommunications business by providing broadband internet connectivity solutions across the Philippines through exclusive-distributorship agreements with local business partners. NOW prides itself to be a pro-Filipino company with a vision of empowering Filipino enterprises operate businesses that will shape the country's digital landscape.

The Company is partnering with local entrepreneurs and local government units to bring NOW's technology to a particular area whether for horizontal deployment such as for barangays and wide area network, or for vertical deployment such as for office buildings.

The Company has formed strategic alliances with prominent industrial locators, specifically in the regions of Laguna, Cavite, Batangas, Valenzuela, Calocan, and Bulacan. These territories boast a significant concentration of manufacturing, logistics, and various other sector-specific industries, all nestled within the confines of industrial parks. The partnership with industrial parks includes support for sales and marketing focusing of providing broadband internet connectivity services while simultaneously engaging in a mutually beneficial revenue sharing arrangement with industrial parks.

The esteemed enterprise has formed strategic alliances with prominent industrial locators, specifically in the regions of Laguna, Cavite, and Batangas. These territories boast a significant aggregation of manufacturing, logistics, and various other sector-specific industries, all nestled within the confines of industrial parks. This collaboration encompasses the endorsement of the Company's broadband internet connectivity services by the industrial locators, while simultaneously engaging in a mutually beneficial revenue sharing arrangement.

PART II – MARKET FOR ISSUER'S COMMON EQUITY AND RELATED STOCKHOLDER MATTERS

On February 7, 2002, the Board of Directors approved the increase in the number of shares of the authorized capital stock of the Company from 4,000,000 shares to 40,000,000 shares and the reduction of par value from Php10.00 per share to Php1.00 per share.

On July 23, 2002, the Board of Directors and stockholders approved the offer of up to 28,000,000 shares from the Company's unissued common stock through initial public offering (IPO). The application for the IPO of the Company was approved by the PSE and the Securities and Exchange Commission (SEC), on June 11 and July 30, 2003, respectively. The Company was listed in the PSE on July 23, 2003. Issue manager and underwriter was Abacus Capital & Investment Company. The following table is the summary of the Company's stock prices from first quarter of 2021 up to the 1st quarter of 2024:

Year	Quarter	High	Low
2021	1 st	4.55	2.45
	2 nd	3.26	2.14
	3 rd	3.15	1.77
	4 th	1.97	1.22
2022	1 st	1.59	1.04
	2 nd	1.75	1.11
	3 rd	1.24	0.91
	4 th	2.27	0.85

2023	1 st	2.69	1.51
	2 nd	1.88	1.20
	3 rd	1.48	1.00
	4 th	1.49	1.05
2024	1 st	1.30	0.96
	May 14	0.98	0.95

During the 02 June 2006 Annual Shareholders Meeting of the Company, the shareholders approved the Memorandum of Agreement dated April 28, 2006 (MOA) entered into by the Company with NOW Telecom and five other companies namely, Top Mega Enterprises Limited, Joyce Link Holdings Limited, Gamboa Holdings, Inc., Emerald Investments, Inc., Food Camp Industries and Marketing, Inc. (the five companies collectively known as NOW Telecom Shareholders).

However, certain amendments were made to the MOA in view of the fact that upon further consultation with the PSE it was determined that the Company could not revise its primary purpose at that time. Hence, the stockholders approved the amendment in the MOA that there will be no change in the primary purpose of the Company. In addition the stockholders also approved the proposal that the Company shall acquire only nineteen percent (19%) equity interest in NOW Telecom and not 97%, as originally intended. It was agreed that the acquisition shall be based on the same terms and valuation stated in the MOA in the event that additional equity in NOW Telecom will be acquired by the Company in the future.

The amendment in the MOA was approved by the stockholders such that the shareholders of NOW Telecom will transfer to the Company shares of NOW Telecom in the aggregate number of 2,656,580 shares constituting 19% equity interest in NOW Telecom in exchange for new shares of the Company with an aggregate value of Php1,289,278,350.00 for 19% of NOW Telecom, or effectively at a price of Php485.315085 per NOW Telecom share.

In accordance with the amendment in the MOA, the needed increase in authorized capital stock of the Company to accommodate the foregoing transaction is Php1,280,000,000 at Php1.00 par value per share. Accordingly, the stockholders approved the proposal to increase the authorized capital of the Company by Php1,280,000,000.

On September 19, 2006, the SEC approved the increase in the authorized (to Php1.320 Billion) and paid-up capital (to Php1,317,278,350) of the Company as well as the change of the corporate name from Cashrounds, Inc. to Information Capital Technology Ventures, Inc.

On September 27, 2006, the Company submitted to the PSE a listing application of additional 1,289,278,350 common shares to cover its share-for-share swap transaction with NOW Telecom shareholders. Following the Company's re-application for listing of the same shares in October 2008, the PSE approved the same and were listed on February 24, 2009.

On December 10, 2008, the PSE approved the transfer of the listing of the shares of the Company from the SME Board to the Second Board of the PSE, and the transfer finally took effect on June 29, 2009.

On March 12, 2010, the Board approved the Company's increase in authorized capital stock from P1.32 billion to P5 billion as well as the listing of the additional shares from the increase.

On March 16, 2011, the Company filed with PSE its application for transfer from the Second Board to the First Board of the Exchange.

The movement in the number of shares and capital stock amount for the year ended December 31, 2023, 2022 and 2021 are as follows:

Common Stock

	2023		2022		2021	
	Number of Shares	Amount	Number of Shares	Amount	Number of Shares	Amount
Authorized - ₱0.70 par value in 2020 and 2019 and ₱1.00 par value in 2018						
Balance at beginning of year	2,060,000,000	1,442,000,000	2,060,000,000	₱1,442,000,000	2,060,000,000	₱1,442,000,000

Balance at end of year	2,060,000,000	1,442,000,000	2,060,000,000	₱1,442,000,000	2,060,000,000	₱1,442,000,000
------------------------	---------------	---------------	---------------	----------------	---------------	----------------

Issued and outstanding

Balance at beginning of year	1,806,726,314	1,264,408,420	1,806,726,314	₱1,264,708,420	1,806,726,314	₱1,264,708,420
Balance at end of year	1,806,726,314	1,264,798,420	1,806,726,314	₱1,264,708,420	1,806,726,314	₱1,264,708,420

Preferred Stock

	2023		2022		2021	
	Number of Shares	Amount	Number of Shares	Amount	Number of Shares	Amount
Authorized						
Balance at beginning and end of year	60,000,000	₱60,000,000	60,000,000	₱60,000,000	60,000,000	₱60,000,000

Issued and outstanding

Balance at beginning of year	60,000,000	₱60,000,000	60,000,000	₱60,000,000	60,000,000	₱60,000,000
Issuance						
Balance at end of year	60,000,000	₱60,000,000	60,000,000	₱60,000,000	60,000,000	₱60,000,000

No party or person holds any voting trust over any of the Company's shares. There are approximately 71 Holders of Common Stock as of 31 March 2024. The Top Twenty (20) Holders of Common Stock as of 31 March 2024 are as follows:

RANK	NAME	Nationality	TOTAL SHARES	PERCENTAGE (%)
1	PCD NOMINEE CORPORATION	Filipino/ Non-Filipino	1,043,400,110 82,571,194	62.3211
2	VELARDE, INC	Filipino	290,019,514	16.0522
3	TOP MEGA ENTERPRISES, LIMITED	Chinese	212,276,855	11.7493
4	JOYCE LINK HOLDINGS, LIMITED	BVI	75,408,552	4.1738
5	EMERALD INVESTMENTS, INC	Filipino	59,981,925	3.3199
6	GAMBOA HOLDINGS, INC.	Filipino	29,991,254	1.6600
7	FOODCAMP INDUSTRIES AND MARKETING, INC.	Filipino	12,521,531	0.6931
8	CHUA CO KIONG, WILLIAM N.	Filipino	145,000	0.0080
9	BORJA, EMERIZA G.	Filipino	80,000	0.0044
10	DE LEON, JOSE MARI S.	Filipino	10,000	0.0006
11	ESPINOSA, JOSEPH	Filipino	10,000	0.0006
12	DIATA, JUDITHA G.	Filipino	10,000	0.0006
13	TARENO, MARIA GUIA I.	Filipino	10,000	0.0006
14	SERANIA, VIRGINIA P.	Filipino	10,000	0.0006
15	FRANCISCO, RICHARD L.	Filipino	10,000	0.0006
16	BOCABIL, ALBEN B.	Filipino	10,000	0.0006
17	DE LA CUESTA, KARLO S.	Filipino	10,000	0.0006
18	LIGUTAN, ENINIAS P.	Filipino	10,000	0.0006
19	PAGUDAR, VENUS B.	Filipino	10,000	0.0006
20	ALVAREZ, JR., SERVANDO B.	Filipino	10,000	0.0006

On April 20, 2022, the Securities and Exchange Commission approved the application of NOW Telecom Company, Inc., formerly an affiliate, now an associate, of the Company, for an increase in its authorized capital stock and the quasi-reorganization of its equity. Previously, on 24 June 2021, the stockholders of the Company approved the increase of its stake in NOW Telecom to 24.23% by subscribing to a portion of the increase in authorized capital stock of NOW Telecom, for a total of PhP600 million, which were part of the proceeds from the placement received from the equity subscription of Velarde, Inc. to the Company.

As a result of the approved application, NOW Telecom increased its authorized capital stock, increased the number of its authorized common shares from 14.59 million common shares to 952.09 million common shares, and lowered its par value from PhP100.00 per share to PhP1.00 per share. In addition, the SEC also certified the approval of the equity restructuring to fully wipe out NOW Telecom's deficit as of December 31, 2020, which better positions NOW Telecom to take on domestic and foreign equity investors in order to raise capital in support of its growth plans.

On 24 May 2022, the Board of Directors in its special meeting unanimously approved to reverse its approval on 01 July 2021 on the conversion into equity of the P221,000,000.00 advances from Velarde, Inc.. The Board likewise approved the conversion of said advances into an interest-bearing loan, effective 24 May 2022, with a term of one (1) year, renewable upon mutual agreement of the parties, with interest based on prevailing market rates. The approvals were made upon recommendations of management, based on proposals from and discussion with Velarde, Inc., given the current market conditions, and to give time to complete the implementation of the pending batches of conversions of advances to equity and cash subscription as previously agreed upon by the parties. On April 29, 2023, the Parent Company and VI entered into an agreement to extend the maturity date and set the interest period and monthly repayment period of the loan starting January 2, 2025 up to January 1, 2030 with interest based on prevailing market rate.

Dividends

No cash dividend was declared in the past three (3) years. There are no restrictions that limit the ability to pay dividends on common equity or that are likely to do so in the future.

RECONCILIATION OF RETAINED EARNINGS AVAILABLE FOR DIVIDEND DECLARATION FOR THE REPORTING PERIOD ENDED DECEMBER 31, 2023

	Amount
Unappropriated retained earnings, beginning of reporting period	P33,350,000
Add: Category A: Items that are directly credited to unappropriated retained earnings (deficit)	—
Less: Category B: Items that are directly debited to unappropriated retained earnings (deficit)	—
Unappropriated retained earnings (deficit), as adjusted	33,350,000
Add: Net income for the current year	14,211,040
Less: Category C.1: Unrealized income (loss) recognized in the profit or loss during the reporting period (net of tax)	—
Day 1 difference on loan payable, net of amortization	(8,849,142)
Equity in net loss of associate	3,846,095
Add: Category C.2: Unrealized income recognized in the profit of loss in prior reporting periods but realized in the current reporting period (net of tax)	—
Add: Category C.3: Unrealized income recognized in profit or loss in prior periods but reversed in the current reporting period (net of tax)	—
Adjusted Net Loss	9,207,993
Add: Category D: Non-actual losses recognized in profit or loss during the reporting period (net of tax)	—
Add/Less: Category E: Adjustments related to relief granted by the SEC and BSP	—
Add/Less: Category F: Other items that should be excluded from the determination of the amount of available for dividends distribution	—
	—
Total retained earnings, end of the reporting period available for dividend	P42,557,993

PART III - MANAGEMENT'S DISCUSSION AND ANALYSIS OF FINANCIAL CONDITION AND PLANS OF OPERATION

Registrant's Financial Condition, Changes in Financial Condition and Results of Operations

Plans and Prospects for 2024

Expansion, challenges, and roadmap of Broadband Connectivity"

The Company is actively expanding its Fiber Air broadband offerings to a wide range of customer bases, including residential and enterprise segments. These customers are mostly located in areas where current fiber optic infrastructures of existing Telco players find difficulty in providing sufficient broadband services. As the Company aims to broaden its market presence and enhance service delivery by partnering with additional multi-dwelling units (MDUs) and industrial parks, the Fiber Air Broadband technology has also met its challenges in the market namely: a) experiencing capacity issues in some of its hubs which require new delivery technologies to increase capacity and improve coverage, b) aggressive price drops being implemented by other players although our unique positioning in the market as the best redundancy option has somewhat held its own, and c) aggressive bundling with various ICT solutions by other Telco players.

To augment these challenges, the Company has started planning for the implementation of the following: 1) Network to Network Interface (NNI) with current telco/ISP players. In the short run, the Company will have a peering exchange with the other Telco and ISP players by interconnecting with them in the Company's NOC. This will enable the Company to provide a Trusted Managed Connectivity to its clients with a nationwide coverage. Essentially, the Company will use the wired local loop infrastructure of the other Telcos and ISPs to provide Broadband Connectivity nationwide. The same will be enhanced with security and other ICT solutions which will be bundled with the connectivity services, 2) Overlay Fiber Air with high power wifi as a last mile replacement or enhancement in case of the millimeter wave's anticipated end of use, 3) The planned Now Telecom nationwide roll-out of 5G and National Broadband Network, in partnership with the US Government will also enable the current Fiber Air to be upgraded and enhanced in terms of capacity and coverage, 4) Once fully deployed, Fiber Air 5G will eventually phase out current Fiber Air.

These scenarios and strategies depict the Company's intent to both capitalize on market opportunities and at the same time remain pragmatic with possible alternatives to address the current challenges that it is facing in the market place..

Advancement in Software and IT Services

The Company is bolstering its IT and cloud-based service offerings, especially targeting the enterprise market. This involves strategic partnerships with leading global technology firms, covering a diverse array of enterprise solutions from customer relationship management (CRM) and financial software to forefront technologies like artificial intelligence. This initiative is a testament to the Company's dedication to innovation and excellence in the cloud services domain.

Integration of New Technology Partnerships

To enrich the Company's service portfolio, the Company is integrating new technology partners, focusing on offering high-value technical services such as cybersecurity. This move is aligned with the Company's goal to address the comprehensive needs of the enterprise market, ensuring robust and secure IT solutions. By embracing these partnerships, the Company is set to provide cutting-edge services that meet the evolving demands of its customer base.

Workforce Expansion to Support Growth

With the growing demand for broadband connectivity and IT Managed services, including advanced cybersecurity solutions, the Company is committed to expanding its workforce. This entails augmenting our sales, engineering, and marketing teams to enhance operational efficiency and solidify the Company's competitive stance in the evolving market.

Plans and Prospects for 2023

Expansion of Fiber Air Business

With an unwavering focus on expanding its Fiber Air broadband connectivity to a diverse range of customer segments, including residential, commercial, and enterprise sectors, the Company is committed to fortifying its

market reach and penetration. To this end, the Company intends to accelerate its coverage expansion initiatives in its current location by forging partnerships with more multi-dwelling units (MDUs) and industrial parks, thereby enabling it to deliver unparalleled Internet connectivity services that meet and exceed the expectations of its valued customers. This strategic move bears witness to the Company's acumen and sagacity, which are key enablers of its sustained growth and success in the dynamic and highly competitive world of broadband connectivity.

Expansion of Software and IT Services

The Company maintains its unwavering commitment to augmenting its IT and other cloud-based services which caters to the enterprise segment, by forging partnerships with global technology firms. With this end in view, the Company shall actively pursue collaborations with firms specializing in a broad spectrum of enterprise solutions, ranging from customer relationship management (CRM) to finance and accounting software, as well as emerging technologies such as artificial intelligence software, and other value-added services that cater to the evolving needs of the enterprise domain. This strategic imperative, reflective of the Company's vision, underscores its unflagging quest for excellence and innovation in the realm of cloud-based services.

Increase of Manpower

Due to the burgeoning demand for broadband connectivity and IT Managed services, the Company endeavors to bolster its human resource capacity by augmenting its sales, engineering, and marketing departments. The Company recognizes that this strategic imperative is pivotal to optimizing its operational efficiency and enhancing its competitive edge in a dynamic and evolving business landscape. As such, it shall be expeditiously executing its recruitment and staffing initiatives to ensure that its workforce is optimally aligned with the changing needs of the market, thereby cementing its position as a trailblazer in the realm of broadband and IT services.

Plans and Prospects for 2022

Expansion of Fiber Air Business

The Company continues to expand its Fiber Air broadband connectivity coverage to enterprises, residential, and commercial buildings. The Company has identified hyper-growth areas especially in the sub-urban areas such as Laguna, Cavite, and Batangas in the South, and Caloocan, Valenzuela, Bulacan, and Pampanga to the North. These target areas are part of the new territories that NOW would want to expand its service.

Expansion of its Software Collaboration Business

The Company continues to seek partnerships with global technology firms so it can provide world-class cloud-based services to the enterprise segment. As such, the Company shall pursue partnering with firms offering enterprise solutions such as CRM, finance and accounting software, artificial intelligence software, and other value-added services targeting the enterprises.

Beef-up Operations

The Company continues to beef-up its operational capacity in order to expand the delivery of its broadband connectivity services to other areas. In addition, the Company aims to expand its internal capacity to market, to sell, and deliver cloud-based services, technical services, and IT Manpower. The Company continues to train its employees in order to be updated with the latest trends, technologies, and techniques in order to carry out the services demanded by the clients. The Company has also implemented an upgrade of its network by implementing cybersecurity measures and protocols.

Forged partnerships with global technology providers

The Company continues to leverage on its partnership with global media, technology and information technology companies. The Company is seriously considering to offer ICT solutions and services especially in the areas of smart cities, digital transformation consulting services, artificial intelligence, data analytics, and cybersecurity.

Results of Operations

First Quarter of 2024

- Total consolidated revenues for the First Quarter of 2024 is Php55.3 million, jump by 22.22% or Php10.0million from the same period last year of Php45.2million. Service revenue increased by 22.6% or Php 10.2 million from Php45.1 million in 2023 to Php55.3 million this year. Service revenues mainly pertain to broadband services and income earned from the deployment by the Company of professionals to its clients to render IT-related solutions and services. Broadband and other services grew by 27% or by Php10.3 million. IT Manpower Augmentation slightly lower by 0.5% or by Php0.02 million from Php4.53 Million to Php4.51 Million this year. While Sales in Software Licenses dropped by 98.2% with a total amount of sales of only Php2,700 for the quarter.

Gross profit increased by 36.98% or P8.4 million from the same period last year of P22.8 million to P31.3 million this year. This despite the increase in cost of sales and services by 7.17% or P1.6 million compared to last year.

- Total Operating Expense for the first quarter increased by 37.5% or at Php6.07Million as compared to same quarter last year. Of the Php22.3M total operating expenses, 31% is contributed by Salaries and Benefits, 14% is from Professional Fees and 24% is from taxes and licenses brought about by Documentary stamp tax on loan and renewal of business permits.
- As of March 31, 2024, the total consolidated assets of the Company stood at Php3.14 Billion which is 4.49% higher than the same period last year. Current Assets increased by Php137.5 million or by 17.6%. This increase was due to the increased in Trade and other receivables which is higher by 19.21%, Other current assets which is higher by 38.1% and Due from related parties which is higher than 9.9%. While Noncurrent assets were slightly decreased by 0.12% to Php 2.2 billion.
- Current liabilities increased by Php72.99 million or by 14.78% from Php493.8 million to Php566.8 million as of March 31, 2024. Non-current liabilities increased by 13.4% or P45.04 million to P379.9 million from last year of P334.89 million.
- On May 24, 2022, the BOD, in its special meeting, approved to reverse its approval on July 1, 2021 on the conversion into equity of the Php221.0 million advances from VI. The BOD likewise approved the conversion of said advances into an interest-bearing loan, effective May 24, 2022, with a term of one (1) year, renewable upon mutual agreement of the parties, with interest based on prevailing market rates (see Note 11).
- On April 29, 2023, the Now Corporation and Velarde Inc. entered into an agreement to extend the maturity date and set the interest period and monthly repayment period of the loan starting January 2, 2025 up to January 1, 2030 with interest based on prevailing market rate.
- In 2021, the Parent company availed of chattel mortgage loans aggregating Php7,103,200 from RCBC for purchases of vehicles, which serves as the properties mortgaged. The loans have a term of five (5) years and bears interest rates ranging from 9.43% to 10.35% per annum. In 2022, the Parent Company further availed of chattel mortgage loans aggregating ₱6,616,000 from the same bank for the same purpose. The loans have a term of 5 years and bears interest rate of 9.44% per annum.
- In 2019, the Parent Company availed of loans aggregating ₱14.0 million from a third party, mainly to fund its working capital requirements. The loans have a term of six (6) months and carry an interest rate of 8.00% per annum. The Parent Company paid ₱2.0 million in 2020. The maturities of the loans amounting to ₱2.0 million and ₱10.0 million were further extended up to August 2024 and September 2024, respectively.
- The Parent Company availed of an secured, short-term loans aggregating with Land Bank. On February 10, 2021, the Parent Company secured a set of short-term loans totaling ₱50.0 million with interest rate of 6.50% per annum and six (6) months term. The loans were subsequently renewed and was fully paid on January 2024. The Group consequently secured another set of loans in January 2024 aggregating Php50.0 million with an annual interest rate of 8.50% and six (6) months term.
- In October 2018, the Company obtained a term loan of Php50 Million with 8% fixed interest rate from a local universal bank for use in acquisition of capital assets. The company started the monthly repayment of the principal in 2021, and was fully settled in January 2024. On June 16, 2022, the Parent Company further obtained a six-year, unsecured, ₱10.0 million loan agreement with the same local bank maturing on June 16, 2028. The loan carries an interest rate of 9% per annum. On December 6, 2023, the Parent Company obtained additional long-term loans amounting ₱50.0 million and ₱25.0 million respectively. Both loans carry an interest rate of 11.0% with five years tenor, maturing on December 6, 2028.
- On 06 October 2021, the Company obtained a short-term loan of ₱50.0 Million from Unionbank of the Philippines with a floating interest rate of 4.5% per annum to be used for working capital requirements of the company. The loan was subsequently renewed and will mature in June 2024.
- As at March 31, 2024, the total Assets stood at Php3.16 billion, Liabilities at Php946.7 million and Equity at Php2.2billion.
- As at March 31, 2024 Current assets increased by 17.65%, likewise, Current liabilities increased by 14.78%. The Company's Liquidity Ratio, wherein Current Ratio stood at 1.6173 from 1.5779 while Acid Test Ratio stood at 1.5048 from 1.4843 for the first quarter of 2024 and 2023, respectively.
- The Company's Return on Equity for the First quarter of 2024, and 2023 was at 0.10% and 0.19% respectively.
- A further analysis indicates that NOW Corp.'s Asset to Debt Ratio stood at 3.314 on March 31, 2024, from 3.6234 for the same period of 2023; while its Debt to Asset Ratio stood at 0.3017 from 0.2760 for the First quarter of 2024 and 2023, respectively.

Year 2023

Total consolidated revenues in the year 2023 amounted to Php191.784 million. There was a 5% decrease from last year's Total revenue of Php202.543 million. Although there was a decrease in Service revenue by 4% or by Php7.946 million from last year figure of Php 195.461 million to Php 187.514 million in 2023, Revenues from Broadband services increased by 6% from Php87.742 million to Php93.303 million in 2023. Also the revenues from the IT Manpower and Resource Augmentation has moved up by 36% from Php14.679 million to Php19.971 million in 2023. Service revenues mainly pertain to broadband services and income earned from the deployment by the Company of professionals to its clients to render IT-related solutions and services. However, Sales of Software Licenses continue to slow down with a decrease of Php2.813 million from Php7.083 Million to Php4.270 million in 2023.

Cost and Expenses in 2023 is Php167.589 million, which is Php11.420 million lower or 6% decrease from last year's Cost and Expenses of Php179.009 million. This was brought about by a decrease in Cost of Sales and Services of Php11.927 Million or 11% from Php 105.563 Million in 2022 to Php 93.635 Million in 2023. Whereas, Operating expenses has a minimal increase of Php0.507 Million or 0.69% from Php73.446million in 2022 to Php73.953 million in 2023. Of the total operating expenses 33% is salaries and employees benefits (Php24.715 Million); 17% is Depreciation and amortization (Php12.784Million) and 13% is for Professional Fees (Php9.756 Million).

Net income after tax jumped by 105% or by Php9.578 million from Php9.163million in 2022 to Php18.741million in 2023. Net profit margin is at 10% and 4.5% of revenue in 2023 and 2022, respectively.

As of December 31, 2023, the total consolidated assets of the Company stood at Php3.107 Billion which is 6% higher than 2022. Current Assets increased by Php188.1 million or 27% in 2023. Trade and Other Receivables increased by 14% and the Due from related parties is higher than 40% as at December 31, 2023 as compared to 2022. While Noncurrent assets decreased by 0.35% to Php2.216 billion from P2.224 billion in 2022.

Current liabilities decreased by Php104.5 million or by 16% from Php637.867 million to Php533.363 million as of 2023. While Non-Current Liabilities increased by 224% from last year figure of Php118.7 million. This was largely caused by the reclassification of the Php221 million loan from short-term to long term loan.

The BOD approved to convert its P=221.0 million advances from VI to a 1-year interest-bearing loan renewable with Interest based on prevailing market rates, effective May 24, 2022, instead of converting it into equity as previously approved on July 1, 2021. On April 29, 2023, NOW Corporation and Velarde, Inc entered into an agreement to extend the maturity date and set the interest period and monthly repayment period of the loan starting January 2, 2025 up to January 1, 2030 with interest based on prevailing market rate.

In 2021, the Parent company availed of chattel mortgage loans aggregating P=7.1 million from RCBC for purchases of transportation equipment, which serves as the properties mortgaged. The loans are to be settled in 60 equal monthly payments, have a term of five (5) years and bears interest rates ranging from 9.43% to 10.35% per annum.

In 2022, the Parent Company further availed of chattel mortgage loans aggregating P=6.6 million from the same bank. The loans are to be settled in 60 equal monthly payments, have a term of 5 years and bears interest rate of 9.44% per annum.

On February 10, 2021, the Parent Company secured a set of short-term loans totaling P=50.0 million with interest rate of 6.50% per annum and six (6) months term. The loans were subsequently renewed and is maturing in July 2023. The Group settled a portion of the loans amounting to P=17.5 million and renewed the remaining Php32.5 million for another six (6) months at an annual interest rate of 8.00%. The Group consequently secured another set of loans in 2023 aggregating P=17.5 million with an annual interest rate of 8.00% and six (6) months term.

The Parent Company availed of a secured, short-term loan amounting to P=50.0 million with UnionBank in 2021. The loan was subsequently renewed for another year with the latest maturity date until March 22, 2024 with an annual interest rate of 8.13%.

On October 31, 2018, the Parent Company obtained a five-year, secured, P=50.0 million loan agreement with PSBC which is to be settled in 36 monthly payments starting February 2021 until January 2024. The loan carries an interest rate of 8% per annum. The loan was fully settled on January 2024.

On June 16, 2022, the Parent Company further obtained a six-year, secured, P=10.0 million loan which is to be settled in 10 semi-annual payments starting January 2024 until maturing in June 2028. The loan carries an interest rate of 9% per annum.

On December 6, 2023, the Parent Company availed of additional five-year P=75.0 million loan which is to be settle in 60 monthly payments starting January 2024 until maturity in December 2028. The loan carries an interest rate of 11% per annum.

As at December 31 2023, the total Assets stood at Php3.107 billion, Liabilities at Php918.228 million and Equity at Php2.189billion.

The Company's Liquidity Ratio improved wherein Current Ratio stood at 1.67 from 1.1 in 2022, while Acid Test Ratio

stood at 1.58 from 1.04 of the same period last year, due to classification of the Php221M from Short-term to Non-current Liabilities.

The Company's Return on Equity in 2023, and 2022 was at 0.9% and 0.4% respectively.

A further analysis indicates that NOW Corp.'s Asset to Debt Ratio stood at 3.38; while its Debt to Asset Ratio stood at 0.30 in 2023.

Year 2022

Total consolidated revenues in the year 2022 is Php202.543Million, increased by 3% or by Php6.140 Million from last year's revenue of Php196.404 Million. Service revenue increased by 5% or by Php4.585 Million from last year figure of Php 97.836 Million to Php 102.421 Million in 2022. Service revenues mainly pertain to broadband services and income earned from the deployment by the Company of professionals to its clients to render IT-related solutions and services. Broadband services increased by 3% from Php85.001 million to Php87.742 Million in 2022. Sales of Software Licenses slow down with a decrease of Php2.245 Million from Php9.328 Million to Php7.083 million in 2022. While the revenues from the IT Manpower and Resource Augmentation have moved up by 14% from Php12.836 million to Php14.679 million in 2022.

Cost and Expenses in 2022 is Php179.009 Million, which is a Php4.790Million or 3% decrease from last year's Cost and Expenses of Php183.799Million. This was brought about by a decrease in Cost of Sales and Services of Php10.392 Million or 9% from Php 115.955 Million in 2021 to Php 105.563 Million in 2022. Whereas, Operating expenses has increased by Php5.602 Million or 8% from Php67.844Million in 2021 to Php73.446 in 2022 wherein 34% is salaries and other benefits (Php24.749 million), 15% Depreciation and amortization (Php10.817Million) and 15% is professional fees (Php11.009 Million).

Net income after tax jumped by 15% of by Php1.217million from Php7.946million in 2021 to Php9.164million in 2022. Net profit margin is at 4.47% and 4.05% of revenue in 2022 and 2021, respectively.

As of December 31, 2022 the total consolidated assets of the Company stood at Php2.927 Billion which is 4% higher than 2021. Current Assets increased by Php96.209 million or 16% in 2022. This increase was due to Trade and other receivables which is higher by 23%, and Due from related parties which is higher than 10%. While Noncurrent assets remains at Php2.2billion.

Current liabilities increased by Php318.1 million or by 24.43% from Php319.755 million to Php637.867 million as of 2022. This was largely caused by the approval of the Board of Directors on May 24, 2022 for the reversal of the previously approved conversion to equity of Php221million advances from Velarde, Inc. On the said date, the board likewise approved the conversion of the said advances into a loan with a term of one year.

In 2021, the Parent company availed of chattel mortgage loans aggregating ₱7,103,200 from a local bank for purchases of vehicles, which serves as the properties mortgaged. The loans have a term of five (5) years and bears interest rates ranging from 9.43% to 10.35% per annum.

In 2022, the Parent Company further availed of chattel mortgage loans aggregating ₱6,616,000 from the same bank for the same purpose. The loans have a term of 5 years and bears interest rate of 9.44% per annum.

On December 22, 2016, the Company availed of a chattel mortgage amounting to Php564K from a local universal bank for the purchase of a vehicle, which serves as the property mortgage. The new loan requires 60 monthly repayments until November 23, 2021.

The Parent Company availed of an secured, short-term loans aggregating ₱50.0 million with Land Bank. The loans carry annual interest rates ranging from 6.50% to 9.75% in 2020 and 4.80% to 7.35% in 2019 (4.80% to 6.74% in 2018) and have maturity dates ranging between three (3) months and six (6) months. The loan was fully paid on January 15, 2021. On February 10, 2021, the Parent Company secured another set of short-term loans totaling ₱50.0 million with Land Bank which was subsequently renewed and is maturing in July 2023.

In October 2018, the Company obtained a term loan of Php50 Million with 8% fixed interest rate from a local universal bank for use in acquisition of capital assets. The company started the monthly repayment of the principal in 2021. On June 16, 2022, the Parent Company further obtained a six-year, unsecured, ₱10.0 million loan agreement with the same local bank maturing on June 16, 2028. The loan carries an interest rate of 9% per annum.

In 06 October2021, the Company obtained a short-term loan of Php50 Million from Unionbank of the Philippines with a floating interest rate of 4.5% per annum to be used for working capital requirements of the company. The loan was subsequently renewed by one (1) year or until September 30, 2023.

As at December 31 2022, the total Assets stood at Php2.927 billion, Liabilities at Php756.582 million and Equity at Php2.170 billion.

The Company's Liquidity Ratio wherein Current Ratio stood at 1.10 from 1:90 in 2021, while Acid Test Ratio stood at 1.04 from 1.78 of the same period last year, due to the result of the May 2022 reversal of debt to equity conversion and reclassification to Short-term liabilities.

The Company's Return on Equity in 2022, and 2021 was at 0.42% and 0.37% respectively. A further analysis indicates that NOW Corp.'s Asset to Debt Ratio stood at 3.87; while its Debt to Asset Ratio stood at 0.26 in 2022.

Year 2021

The consolidated revenue for the year 2021 amounted to Ph196.404million, there is a decrease of 3% from previous year's Ph201.723million. While, the revenue from broadband services has increased to Ph85.001million in 2021, higher by Ph1.693million or 2% from Ph83.308million in 2020. The COVID-19 pandemic has continued to hit the IT manpower and resource augmentation which revenues has decreased by Ph5.275million or 29% from Ph18.111million in 2021 to Ph12.836 million in 2021. Sales of software licenses has also decreased by 16% or by Ph1.737 million.

The net income after tax increased by 70% or by Ph3.269million from last year's Ph4.667million to Ph7.946million. The net income before tax increased by Ph0.021 million from Ph10.751 million in 2020 to Ph10.772 million in 2021. There is a decrease of gross profit of 13% from Ph92.620million in 2020 to Ph80.449million in 2021. Cost of sales and services during the year amounted to Ph115.955 million, higher by 6% or Ph6.851 million compared to the Ph109.103 million cost of sales and services level posted for the year ended December 31, 2020. Due to cost cutting measure implemented during the year, the general and administrative expenses for the year 2021 has decreased to Ph67.844 million or 12% lower from last year's Ph77.448million. This decrease in 2020 was mainly due to the decrease in professional fees and advertising and promotion by 17% and 54% respectively.

As of December 31, 2021, the total consolidated assets of the Company stood at Ph2.824 billion compared with last year's Ph2.720 billion, an increase by Ph103.481 million or 4%. Current Assets increased by Ph83.517 million or 16%, from Ph522.896 million in 2020 to Ph606.414 million in 2021. The increase in Current Assets was mainly due to the increase in Due from Related Parties from Ph167.001million in 2020 to Ph211.231 million in 2021. Trade and other Receivables increased by 10% from Ph305.818 million in 2020 to Ph337.025million in 2021. Non-current Assets stood at Ph2.217million in 2021.

Current liabilities decreased by Ph127.738 million or 29%, from Ph447.493 million in 2020 to Ph319.755 million in 2021. This was brought by the decrease in the Due to Related party from Ph196.700 million in 2020 to Ph10.391 million in 2021, in which Ph221Million was classified as Deposit for future stock subscription under non-current liabilities. Major factor also was the increased in current portion of loans payable due to the availment of Ph50million short-term loan from Unionbank last quarter of 2021.

Noncurrent Liabilities increased from Ph134.669million in 2020 to P343.371 million in 2021. On October 31, 2018, the Parent Company signed a five-year ₱50,000,000 loan agreement with PSBC maturing on October 31, 2023. The loan is secured by a real estate and carries an interest rate of 8% per annum. The company started the monthly payment of its principal on February 2021.

On December 22, 2016, the Company availed a chattel mortgage amounting to Ph564K from a local universal bank for the purchase of a vehicle, which serves as the property mortgage. The new loan requires 60 monthly repayments until November 23, 2021.

The Parent Company availed of an secured, short-term loans aggregating ₱50.0 million with Land Bank. The loans carry annual interest rates ranging from 6.50% to 9.75% in 2020 and 4.80% to 7.35% in 2019 (4.80% to 6.74% in 2018) and have maturity dates ranging between three (3) months and six (6) months. The loan was fully paid on January 15, 2021. On August, 2021, the Parent Company secured another set of short-term loans totaling ₱50.0 million with Land Bank.

Total consolidated assets as of December 31, 2021 stood at Ph2.824 billion, with Liabilities at Ph663.126 million and Equity at Ph2.161 billion.

Current assets increased by 16% and current liabilities increased by 29% resulting to an increase of the Company's Liquidity Ratio wherein Current Ratio stood at 1.90:1 and 1.17:1, while Acid Test Ratio stood at 1.78 and 1.10 for the years 2021 and 2020 respectively.

The Company's Return on Equity for the year ended, 2021 and 2020 was at 0.37% and 0.22% respectively.

A further analysis indicates that NOW Corp.'s Asset to Equity Ratio stood at 1.31x and 1.27x; while its Debt

to Equity Ratio stood at 0.31x and 0.27x for the year 2021 and 2020 respectively.

Receivables and Payables with Related Parties Eliminated During Consolidation

The amount eliminated with related parties on trade receivables and payables are:

	Balance at end of year
Softrigger Interactive, Inc.	₱2,452,800
	₱2,452,800

Key Variable and Other Qualitative and Quantitative Factors

The performance indicators are the (1) Gross revenues earned for the period, (2) Profit Margin, (3) Net Income. Deals in process are monitored and discussed on a monthly basis, including a review of the possible income that may arise from the deals that may close for a certain period.

Financial Soundness Indicator

Ratio	Formula	2023	2022
Current Ratio	Total current assets	₱890,722,458	₱702,622,881
	Divided by: Total current liabilities	533,363,234	637,867,174
	Current Ratio	1.67	1.10
Acid Test Ratio	Total current assets	₱890,722,458	₱702,622,881
	Less: Contract assets	1,370,685	1,370,685
	Other current assets	48,079,612	40,543,852
	Quick assets	841,272,161	660,708,344
	Divide by: Total current liabilities	533,363,234	637,867,174
	Acid Test Ratio	1.58	1.04
Solvency Ratio	Net income after depreciation and amortization	₱18,741,262	₱9,163,531
	Add: Depreciation and amortization	12,783,725	10,817,099
	Net income before depreciation and amortization	31,524,987	₱19,980,630
	Divided by: Total liabilities	918,227,725	756,582,372
	Solvency Ratio	0.03	0.03
Debt-to-Equity Ratio	Total liabilities	₱918,227,725	₱756,582,372
	Divided by: Total equity	2,188,680,276	2,169,936,120
	Debt-to-Equity Ratio	0.42	0.35
Asset-to-Equity Ratio	Total assets	₱3,106,908,001	₱2,926,518,492
	Divided by: Total equity	2,189,641,800	2,169,936,120
	Asset-to-Equity Ratio	1.42	1.35
Interest Rate Coverage Ratio	Pretax income before interest	₱50,843,640	₱31,754,886
	Divided by: Interest expense	24,003,900	17,098,524
	Interest Rate Coverage Ratio	2.12	1.86
Return on Equity	Net income	₱18,741,262	₱9,163,531
	Divided by: Average total equity	2,188,680,276	2,165,373,740
	Return on Equity	0.009	0.004

(Forward)

Ratio	Formula	2023	2022
Return on Assets	Net income	₱18,741,262	₱9,163,531
	Divided by: Average total assets	3,016,713,247	2,875,227,937
	Return on Assets	0.006	0.003
Net Profit Margin	Net income	₱18,741,262	₱9,163,531
	Divided by: Revenue	191,784,470	202,543,588
	Net Profit Margin	0.10	0.04

Any Known Trends, Events or Uncertainties

There are no known trends, demand, commitments, events or uncertainties that will have a material impact on the Company's liquidity, nor any events that will trigger direct or contingent financial obligation that is material to the Company, including any default or acceleration of an obligation. No material off-balance sheet transactions, arrangements, obligations (including contingent obligations), and other relationships of the Company with unconsolidated entities or other persons created during the reporting period.

Events that will trigger Direct or Contingent Financial Obligation

There are no known trends, events or uncertainties that have had or that are reasonably expected to have a material favorable or unfavorable impact on net sales/revenues/income from continuing operations.

There are no significant elements of income or loss that did not arise from the Company's continuing operations.

Material Off-Balance Sheet Transactions

There are no material off-balance sheet transactions, arrangements, obligations (including contingent obligations), and other relationships of the Company with unconsolidated entities or other persons created during the reporting period.

Material Commitment for Capital Expenditures

As the business volume builds up progressively, the Company also plans to beef up its organization by engaging the right talents particularly to join the telecommunications, media, information technology and product development and marketing teams.

Trends, Events or Uncertainties (Material Impact on Sales)

There is no seasonality or cyclicity of the interim operations of the Company.

Compliance with Corporate Governance

Compliance with the principles of good corporate governance starts with the Board of Directors. It is the Board's responsibility to foster the long-term success of the Company and secure its sustained competitiveness in a manner consistent with its fiduciary responsibility, which it shall exercise in the best interest of the Company, its shareholders and other stakeholders. The Board shall conduct itself with utmost honesty and integrity in the discharge of its duties, functions and responsibilities.

The Company has complied with the requirements of the Revised Manual on Corporate Governance for the completed year, and no deviation was made in any form as provided for in the Compliance System of the Model Manual. The Company has undertaken measures in adopting the leading practices on good corporate governance by regularly reviewing and discussing compliance with the said manual. Any plan to improve the Company's corporate governance will be discussed in the coming annual stockholders' meeting.

SIGNATURES

Pursuant to the requirements of Section 17 of the Code and Section 141 of the Corporation Code, this report is signed on behalf of the issuer by the undersigned, thereunto duly authorized, in the City of Makati on this 15th day of May 2024.

NOW CORPORATION

By:



HENRY ANDREWS B. ABES
President and CEO



JOZOLLY O. RAMOS
Chief Finance Officer



ANGELINE L. MACASAET
Corporate Secretary

ANNEX “A”

NOTICE AND AGENDA OF THE ANNUAL MEETING OF STOCKHOLDERS OF NOW CORPORATION

TO: THE STOCKHOLDERS OF NOW CORPORATION

The annual meeting of the stockholders of NOW Corporation (the “Corporation”) is scheduled on 06 June 2024 (Thursday), at 10:00 o’clock in the morning, with the following agenda:

1. Call to Order
2. Certification of Notice and Quorum
3. Approval of the Minutes of the Annual Stockholders' Meeting held on 01 June 2023
4. Ratification of all acts and resolutions of the Board of Directors and Management for 2023 up to the date of the annual meeting of stockholders on 06 June 2024
5. President’s Report and Annual Report
6. Election of Directors
7. Appointment of External Auditor and Approval of the Audited Financial Statements
8. Approval to raise Php1B up to Php2B as fundraising initiative to finance the Public Safety and Critical Communications infrastructure project
9. Other Matters
10. Adjournment

The record date for stockholders entitled to notice of, and vote at, the said meeting is 10 May 2024. Pursuant to SEC Memorandum Circular (SEC MC) No. 6 series of 2020, which allows for corporate meetings held through remote modes of communication, the meeting will be conducted through the Zoom application. A separate Zoom meeting invite will be sent to all qualified participants.

Stockholders may attend the remote meeting by themselves or by proxy. Any instrument authorizing a proxy to act as such and notification by a shareholder to attend the meeting shall be submitted to the Corporate Secretary through electronic mail (angeline.macasaet@now-corp.com) at least three (3) days before the remote meeting, or by 03 June 2024. With the said Proxy and notification from the shareholder, the Zoom link to the meeting (with Meeting ID and password) will be provided to the participating shareholder by the Corporate Secretary.

Electronic copy of the Information Statement, SEC Form 17-A and other pertinent documents, as may be necessary under the given circumstance, shall be available in the Company’s website and/or PSE Edge.



ANGELINE L. MACASAET
Corporate Secretary

AFFIDAVIT OF PUBLICATION

I, BUENAVENTURA R. ARCANO JR., of legal age, Filipino, married with office address at 1098 Chino Roces Avenue, Makati City Philippines after having duly sworn to in accordance with law, hereby declare and testify.

1. That I am the AVP / Key Relationship Officer of Advertising of the PHILIPPINE DAILY INQUIRER, INC., publisher of the Philippine Daily Inquirer which is being published daily in English, of general circulation with editorial and business address at Chino Roces St. cor. Yague and Mascardo Sts., Makati.

2. That the order of

NOW CORPORATION

RE: NOTICE AND AGENDA OF THE ANNUAL
MEETING OF STOCKHOLDERS OF NOW
CORPORATION

Text of which would be described as follows:

Has been published in the Philippine Daily
Inquirer in its issue/issues of:

May 6 and 7, 2024

Affiant Further Sayeth Naught, Makati
Philippines _____


BUENAVENTURA R. ARCANO JR.
Affiant

SUBSCRIBED AND SWORN to before me this
MAY 08 2024 day of _____

PHILIPPINES, affiant exhibited to me his
SSS No. 03-85741880, bearing her photograph
and signature.


ATTY. JOSHUA P. LAPUZ

Notary Public Makati City

Until Dec 31, 2025

Appointment No. M-016-(2024-2025)

PTR No. 10073910 Jan. 2, 2024 / Makati

IBP Lifetime No. 04897 Roll No. 45790

MCLE Compliance No. VI-0016565

G/F Fedman Bldg., 199 Salcedo St.

Laguna Village, Makati City

Doc. No. 177
Page No. 37
Book No. 96
Series of 2024

REPUBLIC OF THE PHILIPPINES)
MAKATI CITY)S.S.

AFFIDAVIT OF PUBLICATION

I, **Mary Ann M. Datoy** legal age, Filipino and residing at c/o **Concept and Information Group, Inc.** Concept Bldg., 3450 Florida St., Makati City, Philippines, after having been duly sworn to in accordance with the law, hereby declare and testify:

That I am the **Accounting Assistant of Concept and Information Group Inc.** publisher of the **DAILY TRIBUNE** a newspaper which is published in English, edited and printed in Metro Manila, and circulated nationwide from Monday to Sunday, with editorial and business address at Concept Bldg., 3450 Florida St., Makati City, Manila, Philippines.

That the
**NOTICE AND AGENDA OF THE
ANNUAL MEETING OF STOCKHOLDERS OF
NOW CORPORATION**

APPLICANT/PETITIONER
NOW CORPORATION

text of which could be read/described as follows:

AS PER ATTACHED
has been published in Daily Tribune in its issue
Print & Online

MAY 6 & 7, 2024

AFFIANT FURTHER SAYETH NAUGHT
Manila, Philippines


Mary Ann Datoy
Affiant

SUBSCRIBED and SWORN to before me this
MAY 07 2024 at Makati City, Philippines.

Affiant exhibited to me her TIN # 495-003-417-
000 bearing her photograph and signature

Doc. No. 382
Page No. 20
Book No. 86
Series of 2024.

ATTY. JOSELINO N. SUCION CFA
NOTARY PUBLIC FOR MAKATI CITY
UNTIL DECEMBER 31, 2025
U-203 CARREON BLDG.
2746 ZENAIDA ST., PUBLACION, MAKATI CITY
IBP NO. 382449/01/01/2024
PTR NO. 10072076/01/02/2024
MCLE COMPLAINT NO. VII-0013028/04-14-2025
ROLL NO. 60799
APPOINTMENT NO. M-018

ANNEX "A"

**NOTICE AND AGENDA
OF THE ANNUAL MEETING OF STOCKHOLDERS OF NOW CORPORATION**

TO: THE STOCKHOLDERS OF NOW CORPORATION
The annual meeting of the stockholders of NOW Corporation (the "Corporation") is scheduled on 06 June 2024 (Thursday), at 10:00 o'clock in the morning, with the following agenda:

1. Call to Order
2. Certification of Notice and Quorum
3. Approval of the Minutes of the Annual Stockholders' Meeting held on 01 June 2023
4. Ratification of all acts and resolutions of the Board of Directors and Management for 2023 up to the date of the annual meeting of stockholders on 06 June 2024
5. President's Report and Annual Report
6. Election of Directors
7. Appointment of External Auditor and Approval of the Audited Financial Statements
8. Approval to raise P1B up to P2B as fundraising initiative to finance the Public Safety and Critical Communications Infrastructure Project
9. Other Matters
10. Adjournment

The record date for stockholders entitled to notice of, and vote at, the said meeting is 10 May 2024. Pursuant to SEC Memorandum Circular (SEC MC) No. 6 series of 2020, which allows for corporate meetings held through remote modes of communication, the meeting will be conducted through the Zoom application. A separate Zoom meeting invite will be sent to all qualified participants.

Stockholders may attend the remote meeting by themselves or by proxy. Any instrument authorizing a proxy to act as such and notification by a shareholder to attend the meeting shall be submitted to the Corporate Secretary through electronic mail (angelina.macasael@now-corp.com) at least three (3) days before the remote meeting, or by 03 June 2024. With the said Proxy and notification from the shareholder, the Zoom link to the meeting (with Meeting ID and password) will be provided to the participating shareholder by the Corporate Secretary.

Electronic copy of the Information Statement, SEC Form 17-A and other pertinent documents, as may be necessary under the given circumstance, shall be available in the Company's website and/or PSE Edge.

(Original Signed)
ANGELINE L. MACASAET
Corporate Secretary

REPUBLIC OF THE PHILIPPINES)
City of Makati) S.S.

CERTIFICATION

I, **ANGELINE L. MACASAET**, of legal age, Filipino, and with office address at Unit 5-I, 5th Floor, OPL Building, 100 C. Palanca corner Dela Rosa and Gil Streets, Legaspi Village, Makati City, hereby state and certify under oath, that:


1. I am the incumbent Corporate Secretary of **NOW CORPORATION**, a corporation duly organized and existing under the laws of the Republic of the Philippines, with principal address at Unit 5-I, 5th Floor, OPL Building, 100 C. Palanca corner Dela Rosa and Gil Streets, Legaspi Village, Makati City (the "Company").

2. I hereby certify that the following members of the Board of Directors and officers of the Corporation do not work for and are not employed by any government office, tribunal, body or agency:

- a. Mel V. Velarde
- b. Francis Xavier L. Manglapus
- c. Henry Andrews B. Abes
- d. Thomas G. Aquino
- e. Angeline L. Macasaet
- f. Vicente Martin W. Araneta III
- g. Gerard Bnn R. Bautista
- h. Domingo B. Bonifacio
- i. William T. Torres
- j. Colin R. Christie
- k. Gary Frederick Anderson
- l. Jozolly O. Ramos-Uy
- m. Arturo D. Sabino


3. This Certification is being issued to attest to the truth of the foregoing and for purposes of complying with the requirements of the Securities and Exchange Commission in connection with the filing of the Corporation's Definitive Information Statement.

IN WITNESS WHEREOF, I have hereunto set my hand this 29th day of April 2024 at Makati City.


ANGELINE L. MACASAET
Corporate Secretary

SUBSCRIBED AND SWORN TO before me this 29th day of April 2024, affiant personally appeared and exhibited to me her Driver's License with License No. H06-93-002166 issued by the Land Transportation Office valid until 15 November 2031, which serves as competent evidence of identity under the 2004 Rules on Notarial Practice.

Doc. No. 342;
Page No. 20;
Book No. 222;
Series of 2024.


ATTY. RAYMOND A. RAMOS
COMMISSION NO. M-77
NOTARY PUBLIC FOR MAKATI CITY
UNTIL DECEMBER 31, 2024
2364 ANGONO STREET
BARANGAY POBLACION 1210, MAKATI CITY
SEC. No. 62179/04-25-2013
IBP NO. 374750/12-26-2023/Pasig City
PTR NO. MKT 10074525/01-02-2024/Makati City
MCLE Compliance No. VII-0020180/04-1-2025

CERTIFICATION ON QUALIFICATION OF INDEPENDENT DIRECTOR

I, **WILLIAM T. TORRES**, Filipino, of legal age, with address at No. 32 Arsenio Jison Street, EVS, B.F. Homes, Las Pinas City, Metro Manila, after having been duly sworn in accordance with law, hereby declare that:

1. I am a nominee as independent director of NOW Corporation in its annual meeting on 06 June 2024 and have been its independent director since 10 February 2021.

2. I am affiliated with the following companies or organizations:

Company/Organization	Position/Relationship	Period of Service
National Academy of Science and Technology	Academician; Member	2001 - Present
Philippine Information Communications Technology Organization	Member	2010 - Present
MFI Polytechnic Institute	Member – Board of Trustee; Vice Chair Since 2014	2003 - Present
Asian Institute of Journalism and Communication	Board Director; Vice Chair since 2002	2000 - Present
Mapua Institute of Technology	Distinguished Professor	2010 - Present

3. I possess all the qualifications and none of the disqualifications to serve as an Independent Director of NOW Corporation, as provided for in Section 38 of the Securities Regulation Code, its Implementing Rules and Regulations and other SEC issuances.


4. I am not related to any of the directors/officers/substantial shareholders of NOW Corporation, any of its related companies or any of its substantial shareholders with respect to the relationship/s provided under Rule 38.2.3 of the Securities Regulation Code.

5. To the best of my knowledge, I am not the subject of any pending criminal or administrative investigation or proceeding.

6. I shall faithfully and diligently comply with my duties and responsibilities as independent director under the Securities Regulation Code and its Implementing Rules and Regulations, Code of Corporate Governance and other SEC issuances.


7. I shall inform the Corporate Secretary of NOW Corporation of any changes in the abovementioned information within five (5) days from its occurrence.

Done this 29th day of April 2024 at Makati City, Philippines.


DR. WILLIAM T. TORRES
Affiant

SUBSCRIBED AND SWORN to before me this 29th day of April 2024 in Makati City, affiant personally appearing and exhibiting to me his Senior Citizen Card with Serial No. ELO-04161 issued on 22 March 2018 by the Office of the Senior Citizen Affairs of the City of Paranaque, as competent evidence of identity.

Doc. No. 345
Page No. 70
Book No. 322
Series of 2024.


ATTY. RAYMOND A. RAMOS
COMMISSION NO. 11-77
NOTARY PUBLIC FOR MAKATI CITY
UNTIL DECEMBER 31, 2024
2364 ANGONO STREET
BARANGAY POBLACION 1210, MAKATI CITY
SEC. Al No. 62179/04-25-2013
IBP NO. 374750/12-26-2023/Pasig City
PTR NO. MKT 10674525/01-02-2024/Makati City
MCLE Compliance No. VII-0020180/04-1-2024

CERTIFICATION OF QUALIFICATION OF INDEPENDENT DIRECTOR

I, **DOMINGO BUSTOS BONIFACIO**, Filipino, of legal age and with residence address at No. 30 Alfani Street, Portifino Heights, Vista Alabang, Las Pinas City, after having been duly sworn to in accordance with law do hereby declare that:

1. I am a nominee as independent director of NOW Corporation in its annual meeting on 06 June 2024 and have been its independent director since 20 January 2017.
2. I am affiliated with the following companies or organizations:

Company/Organization	Position/Relationship	Period of Service
Automated Technology (Phils.) Inc. (ATEC) Connectivity Division	EVP/General Manager	July 2016 – Present
Automated Technology (Phils.) Inc. (ATEC)	Board Director	December 2016 – Present
Phil. Chamber of Industrial Estates & Ecozones	Board Trustee	2007- Present
Menlo Health and Wellness Innovations, Inc.	Board Director	2016 - Present
El Circulo Masantonelo Scholarship Foundation	Chairman of the Board	2015 – 2023
El Circulo Masantonelo Scholarship Foundation	Board Director	2024

3. I possess all the qualifications and none of the disqualifications to serve as an Independent Director of NOW Corporation, as provided for in Section 38 of the Securities Regulation Code, its Implementing Rules and Regulations and other SEC issuances.

4. I am not related to any of the directors/officers/substantial shareholders of NOW Corporation, any of its related companies or any of its substantial shareholders with respect to the relationship/s provided under Rule 38.2.3 of the Securities Regulation Code.

5. To the best of my knowledge, I am not the subject of any pending criminal or administrative investigation or proceeding.

6. I shall faithfully and diligently comply with my duties and responsibilities as independent director under the Securities Regulation Code and its Implementing Rules and Regulations, Code of Corporate Governance and other SEC issuances.


7. I shall inform the Corporate Secretary of NOW Corporation of any changes in the abovementioned information within five (5) days from its occurrence.

Done this 29th day of April 2024 at Makati City, Philippines.


DOMINGO BUSTOS BONIFACIO
 Affiant

Subscribed and sworn to before me this 29th day of April 2024 at Makati City affiant personally appeared before me and exhibited his Tax Identification No. 199-940-876. as competent evidence of identity.

Doc No. 344
 Page No. 70
 Book No. 322
 Series of 2024.


ATTY. RAYMOND A. RAMOS
 COMMISSION NO. 11-77
 NOTARY PUBLIC FOR MAKATI CITY
 UNTIL DECEMBER 31, 2024
 2364 ANGONO STREET
 BARANGAY POBLACION 1210, MAKATI CITY
 SEC. 11 No. 62179/04 25-2013
 IBP NO. 374750/12 26 2023/Pasig City
 PTR NO. MKT 10174525/01 02 2024/Makati City
 MCLE Compliance No. VII-0020180/04-1-2024

CERTIFICATION OF QUALIFICATION OF INDEPENDENT DIRECTOR

I, **COLIN ROSS CHRISTIE**, a British citizen, of legal age and with residence address at 19 Kapiligan Drive, Ayala Greenfield Estates, Calamba, Laguna, Philippines, after having been duly sworn to in accordance with law do hereby declare that:

1. I am a nominee as independent director of NOW Corporation in its annual meeting on 06 June 2024 and have been its independent director since 24 June 2021.

2. I am affiliated with the following companies or organizations:

Company/Organization	Position/Relationship	Period of Service
Lifetrack Medical Systems Inc.	Board Director	June 2014 - Present
Sibol Consultancy Services Inc.	Co-Founder; Board Director	Oct 2015 - Present
Medcode, Inc.	Co-Founder; Board Director	Jan 2016 - Present
Analytics and Artificial Intelligence Association of the Philippines Inc.	Chair, Advisory Council, Convenor and Former President/Trustee	Feb 2018 - Present
Lifetrack Radiology Systems Inc.	Board Director	Mar 2019 - Present
Navix Health Inc. (USA)	Board Director	Jan 2022 - Present
Finscope.ai Pte Ltd (Singapore)	Board Director	Mar 2024 - Present

3. I possess all the qualifications and none of the disqualifications to serve as an Independent Director of NOW Corporation, as provided for in Section 38 of the Securities Regulation Code, its Implementing Rules and Regulations and other SEC issuances.

4. I am not related to any of the directors/officers/substantial shareholders of NOW Corporation, any of its related companies or any of its substantial shareholders with respect to the relationship/s provided under Rule 38.2.3 of the Securities Regulation Code.

5. To the best of my knowledge, I am not the subject of any pending criminal or administrative investigation or proceeding.

6. I shall faithfully and diligently comply with my duties and responsibilities as independent director under the Securities Regulation Code and its Implementing Rules and Regulations, Code of Corporate Governance and other SEC issuances.


7. I shall inform the Corporate Secretary of NOW Corporation of any changes in the abovementioned information within five (5) days from its occurrence.

Done this 29th day of April 2024 at Makati City, Philippines.


COLIN ROSS CHRISTIE
 Affiant

Subscribed and sworn to before me this 29th day of April 2024 at Makati City affiant personally appeared before me and exhibited his Tax Identification No. 274-892-514-000.

Doc No. 343
 Page No. 70
 Book No. 322
 Series of 2024.


ATTY. RAYMOND A. RAMOS
 COMMISSION NO. 11-77
 NOTARY PUBLIC FOR MAKATI CITY
 UNTIL DECEMBER 31, 2024
 2364 ANGONO STREET
 BARANGAY POBLACION 1210, MAKATI CITY
 SEC. # 62179/04-25-2013
 IBP NO. 371750/12-26-2023/Pasig City
 PTR NO. MKT-101-74525/01-02-2024/Makati City
 MCLE Compliance No. VII-0020180/04-1-2024

ANNEX G

COVER SHEET

A 1 9 9 6 0 0 1 7 9

COMPANY NAME

NOW CORPORATION

PRINCIPAL OFFICE (No. / Street / Barangay / City / Town / Province)

UNIT 5 - I , 5TH FLOOR , OPL BUILDING , 100 C. PALANCA ST. , LEGASPI VILLAGE , MAKATI CITY

Form Type

1 7 - A

Department requiring the report

MSRD

Secondary License Type, If Applicable

N / A

COMPANY INFORMATION

Company's Email Address

Company's Telephone Number

Mobile Number

info@now-corp.com

(632) 88102548

09684389521

No. of Stockholders

71

Annual Meeting (Month / Day)

June 1

Fiscal Year (Month / Day)

12/31

CONTACT PERSON INFORMATION

The designated contact person MUST be an Officer of the Corporation

Name of Contact Person

Angeline L. Macasaet

Email Address

angeline.macasaet@now-corp.com

Telephone Number/s

(632)88102548

Mobile Number

096684389521

CONTACT PERSON'S ADDRESS

Unit 5-I, 5th Floor, OPL Building 100 C. Palanca corner Dela Rosa and Gil Streets
Legaspi Village Makati City

NOTE1 : In case of death, resignation or cessation of office of the officer designated as contact person, such incident shall be reported to the Commission within thirty (30) calendar days from the occurrence thereof with information and complete contact details of the new contact person designated.

2 : All Boxes must be properly and completely filled-up. Failure to do so shall cause the delay in updating the corporation's records with the Commission and/or non-receipt of Notice of Deficiencies. Further, non-receipt of Notice of Deficiencies shall not excuse the corporation from liability for its deficiencies.

SEC FORM 17-A

ANNUAL REPORT PURSUANT TO SECTION 17
OF THE SECURITIES REGULATION CODE AND SECTION 141
OF THE CORPORATION CODE OF THE PHILIPPINES

1. For the fiscal year ended 31 December 2023
2. SEC Identification Number A199600179 3. BIR Tax Identification No. 004-668-224
4. Exact name of issuer as specified in its charter NOW CORPORATION
5. METROMANILA, PHILIPPINES (SEC Use Only)
Province, Country or other jurisdiction of incorporation or organization Industry Classification Code
7. Unit 5-l, 5th Floor, OPL Building, 100 C. Palanca corner Dela Rosa and Gil Streets, Legaspi Village, Makati City, Philippines
Address of principal office Postal Code 1229
8. +63288102548
Issuer's telephone number, including area code
9. N/A
Former name, former address, and former fiscal year, if changed since last report.

10. Securities registered pursuant to Sections 8 and 12 of the SRC, or Sec. 4 and 8 of the RSA

Title of Each Class	Number of Shares of Common Stock Outstanding and Amount of Debt Outstanding
Common Stock	1,806,726,314
Preferred Stock	60,000,000

11. Are any or all of these securities listed on a Stock Exchange.

Yes [/] No []

If yes, state the name of such stock exchange and the classes of securities listed therein:

Philippine Stock Exchange - Common Stock

12. Check whether the issuer:

(a) has filed all reports required to be filed by Section 17 of the SRC and SRC Rule 17 thereunder or Section 11 of the RSA and RSA Rule 11(a)-1 thereunder, and Sections 26 and 141 of The Corporation Code of the Philippines during the preceding twelve (12) months (or for such shorter period that the registrant was required to file such reports);

Yes [/] No []

(b) has been subject to such filing requirements for the past ninety (90) days.

Yes [/] No

13. State the aggregate market value of the voting stock held by non-affiliates of the registrant. The aggregate market value shall be computed by reference to the price at which the stock was sold, or the average bid and asked prices of such stock, as of a specified date within sixty (60) days prior to the

date of filing. If a determination as to whether a particular person or entity is an affiliate cannot be made without involving unreasonable effort and expense, the aggregate market value of the common stock held by non-affiliates may be calculated on the basis of assumptions reasonable under the circumstances, provided the assumptions are set forth in this Form.

APPLICABLE ONLY TO ISSUERS INVOLVED IN
INSOLVENCY/SUSPENSION OF PAYMENTS PROCEEDINGS
DURING THE PRECEDING FIVE YEARS:

14. Check whether the issuer has filed all documents and reports required to be filed by Section 17 of the Code subsequent to the distribution of securities under a plan confirmed by a court or the Commission.

Yes [] No [/]

PART I - BUSINESS AND GENERAL INFORMATION

Item 1. Business

A. Description of Business

(1) Business Development.

NOW Corporation (the "Company") was originally incorporated on June 5, 1996 as MF Schroder & Co., Inc., initially to engage in the purchase and sale of securities. MF Schroder & Co., Inc. was then a wholly-owned subsidiary of Amalgamated Investment Bancorporation (AIB), a full-fledged and duly licensed investment house.

In January 2002, MF Schroder & Co., Inc. was renamed Cashrounds, Inc. (Cashrounds), with the primary purpose to engage in the business of securities brokerage relating to the sale, transfer or exchange of every description of shares of stock and bonds, and to execute such transactions with the use of information technology.

On March 22, 2005, a Memorandum of Agreement was executed by AIB and Gamboa Holdings, Inc. (Gamboa), whereby AIB agreed to sell and Gamboa agreed to purchase 18,171,286 or 2/3 of the shares of stock of Cashrounds at an aggregate purchase price of Php74,395,000.00.

The sale of Cashrounds shares to Gamboa was made on June 3 and August 30, 2005 which resulted in Gamboa owning 66.67% of Cashrounds.

On April 28, 2006, Cashrounds entered into a Memorandum of Agreement (MOA) with NOW Telecom Company, Inc., formerly known as Next Mobile, Inc. (NOW Telecom) and five controlling shareholders of NOW Telecom namely, Top Mega Enterprises Limited, Joyce Link Holdings Limited, Gamboa Holdings, Inc., Emerald Investments Inc., Food Camp Industries and Marketing, Inc. (the five companies collectively known as NOW Telecom Shareholders) whereby existing shares of NOW Telecom owned by the NOW Telecom Shareholders were swapped with new shares issued by Cashrounds pursuant to an increase in authorized capital stock.

As a result of the above-mentioned exchange of shares of stock, the NOW Telecom Shareholders acquired 97% equity interest of Cashrounds, while Cashrounds acquired 19% of NOW Telecom.

On September 19, 2006, the Securities and Exchange Commission (SEC) approved the increase in the authorized capital stock of Cashrounds to Php1.320 billion with corresponding increase of its paid-up

capital to Php1,317,278,350 as well as the change of the corporate name from Cashrounds, Inc. to Information Capital Technology Ventures, Inc.

On July 24, 2008, the SEC approved the amendment of Article II of the Articles of Incorporation of the Company's Primary Purpose to read as follows:

To engage in the business of providing telecommunications, media and information technology products and services, such as but not limited to the research, development, production, management, marketing, and operation of the following: telecommunications value added services through companies duly licensed to engage in wired and wireless, fixed and mobile communications; software and hardware technology, business process outsourcing, call center and other information technology applications; digital media and other media except mass media; and to do all activities directly or indirectly connected therewith or incident thereto.

On December 10, 2008, the Philippine Stock Exchange (PSE) approved the application of the Company to list additional shares to cover its share-for-share swap transactions with the shareholders of NOW Telecom. In addition, PSE likewise approved the Company's transfer from the SME Board to the Second Board of the Exchange.

On February 20, 2009, the PSE issued a circular informing the investing public of the Company's listing of additional 1,289,278,350 common shares effective February 24, 2009. This is to cover the share-for-share swap transactions with the shareholders of NOW Telecom, namely, Top Mega Enterprises Limited, Gamboa Holdings, Inc., Emerald Investments, Inc., Joyce Link Holdings Limited and Food Camp Industries and Marketing, Inc., at a swap price of ₱1.00 per share.

The transfer of the Company from the SME to the Second Board took effect on June 29, 2009.

On March 12, 2010, the Board of Directors of the Company (BOD) approved the Company's transfer from the Second board to the First Board of the Exchange. In addition, the BOD approved the Company's increase in authorized capital stock from P1.32 billion to P5 billion as well as the listing of the additional shares from the increase. Finally, the BOD approved the amendment of the Company's By-Laws that will allow waiver of pre-emptive rights.

On August 3, 2010, the SEC approved the Amendment of the Seventh Article of the Articles of Incorporation of the Company to read as follows:

"No stockholder shall have any pre-emptive right of subscription to any class of shares of stock of this Corporation, whether to the present authorized capital stock or any future increases thereof."

On March 8, 2011, the Company filed with PSE its application for transfer from the Second Board to the First Board of the Exchange.

The amendment of the Company's Secondary Purposes to include the following was ratified by the stockholders of the Company during the June 2, 2011 Annual Stockholders' Meeting.

- a. To provide professional services and manpower in the field of telecommunications, media and information technology.
- b. To buy, sell, lease, assemble, import, export, process and deal in any and all classes of materials, merchandise, supplies and commodities of every kind and nature;
- c. To act as commission agent, manufacturer's representative, or principal for the purchase, sale distribution, manufacture, assembly, import or export of any and all classes of materials, merchandise, supplies and commodities of every kind and nature; and
- d. To engage in and carry on the business of general and retail merchants, traders, factors, agents, manufacturers, processors, dealing in or with any and all classes of materials, merchandise, supplies and commodities of every kind and nature.

On March 17, 2011, the Company's Board of Directors confirmed/ratified the establishment of the Company's wholly-owned subsidiary named J-Span IT Services, Inc. in Tokyo, Japan. The Board likewise approved the establishment in the Philippines of a wholly-owned subsidiary to be named I-Resource Consulting International, Inc.

On May 25, 2011, the SEC approved the incorporation of I-Resource Consulting International, Inc. as a wholly owned subsidiary of the Company. The primary purpose of I-Resource Consulting International, Inc. is to provide consulting, technical advice and professional advisory services to persons, firms, association, corporations, partnerships and other entities.

On June 10, 2011, the SEC approved the incorporation of Porteon SEA, Inc., a wholly-owned subsidiary of the Company with the primary purpose of engaging in the business of manufacturing, marketing and selling of vehicles of all types, including but not limited to electric vehicles.

The amendment of the Secondary Purposes was approved by the SEC on August 25, 2011.

On August 25, 2012, the SEC approved the incorporation of I-Professional Search Network, Inc., a wholly-owned subsidiary of the Company. The primary purpose of I-Professional Search Network, Inc. is the recruitment and placement of workers domestically. This is aimed at broadening the Company's base in the area of service-related business as well as to complement the Company's other wholly-owned subsidiary, I-Resource Consulting International, Inc., which provides consulting, technical advice and professional advisory services to persons, firms, association, corporations, partnerships and other entities.

The Board of Directors and Stockholders of the Company approved the name change from Information Capital Technology Ventures, Inc. to Now Corporation on 02 July 2013 and 06 June 2013, respectively. On 16 August 2013, the SEC issued the Certificate of Filing of Amended Articles of Incorporation and the Certificate of Revision of the Title of Amended By-Laws certifying the said name change.

On December 27, 2013, the Company paid the amount of Php3,000,000.00 for the Company's subscription to 110,000 shares (at Php100.00 per share) on the proposed increase in the authorized capital stock of I-Resource from Php1,000,000.00 to Php12,000,000 or increase from 10,000 shares to 120,000 shares. The proposed increase in the authorized capital stock of i-Resource was approved by the SEC on April 2, 2014.

During the Special Stockholders' Meeting held on January 22, 2015, the shareholders approved the following: 1) increase of the capital stock of the Company from Php1.32B to Php2.120B or an increase of Php800M; 2) conversion of advances made by a shareholder, Velarde, Inc., in the amount of Php200M; 3) application for listing with the PSE of the additional 200M shares to be issued from the increase in authorized capital; and 4) waiver by a majority vote representing the outstanding shares held by the minority shareholders present of the conduct of a rights or public offering of the shares to be subscribed by Velarde, Inc. The Company's Board of Directors had previously approved a higher increase of Php2.7B during its November 27, 2014 meeting. However, upon further study and discussion, a lower amount was recommended and approved by the Board during a special meeting held on 22 January 2015 prior to the Special Stockholders' Meeting scheduled on the same day.

On 17 December 2015, the Securities and Exchange Commission approved the Company's increase in authorized capital from Php1,320,000,000.00 divided into 1,320,000,000 shares of the par value of Php1.00 each to Php2,120,000,000.00 divided into 2,120,000,000 shares of the par value of Php1.00 each.

At the 29 April 2016 Special Meeting of the Board of Directors, the Board approved the increase of the authorized capital stock of the Company from Php2.120B to Php3.0B. The Board likewise approved the conversion into equity of the 264M advances accumulated since year 2011 from a shareholder, Velarde, Inc., at a conversion price of Php1.22/share computed/ based on the daily average of the volume-weighted average price of NOW shares for a 30-day trading period ending 14 April 2016; Finally, the Board approved the listing of 216M shares that will be issued out of the said conversion and increase in authorized capital stock.

In its 02 September 2016 Special Meeting, the Board of Directors approved the amendment of the Seventh Article of Incorporation to authorize the creation of Sixty Million (60,000,000) Redeemable, Convertible, Non-Participating and Non-Voting Preferred Shares with or without Detachable Warrants with a par value of One Peso (Php1.00) per share. The Board likewise approved the setting of the special stockholders' meeting on 08 November 2016 with the record date of 28 September 2016.

During the 08 November 2016 Special Stockholders' Meeting, the shareholders present, by a unanimous vote, approved the following: 1) Minutes of the Annual Stockholders' Meeting held on 02 June 2016; 2) Amendment to the Seventh Article of Incorporation (creation of 60M Redeemable, Convertible, Non-Participating, and Non-Voting Preferred Shares with or without Detachable Warrants with a par value of One Peso (Php1.00) per share; 3) Approval for listing of 60M Redeemable, Convertible, Non-Participating, and Non-Voting Preferred Shares with or without Detachable Warrants with a par value of One Peso (Php1.00) per share; 4) Approval for issuance and public offering of 60M Redeemable, Convertible, Non-Participating, and Non-Voting Preferred Shares with or without Detachable Warrants with a par value of One Peso (Php1.00) per share.

The Shareholders likewise expressly granted the authority to the Board of Directors to determine: (1) whether the issuance of the Preferred Shares shall be with or without warrants; (2) the actual number of warrants to be issued in connection thereto, which shall in no case be more than two (2) times the total number of Preferred Shares to be issued; (3) the total number of underlying common shares to be issued in connection with such warrant, which shall in no case be more than the number of warrants to be issued; and (4) to determine all other terms and conditions of the warrant including the strike price.

In its 21 December 2016 Regular Meeting, the Board of Directors approved the filing of the Registration Statement, Listing Application and the terms and conditions and such other relevant acts in connection with the intended public offering of shares of the Company.

On 10 January 2017, the Securities and Exchange Commission issued to the Company a Certificate of Filing of Amended Articles of Incorporation (Amending Article VII reclassification of P60,000,000.00 Common Shares to Preferred Shares thereof).

At the 20 January 2017 Special Meeting of the Board, a resolution was passed approving the issuance of detachable warrants in connection with the public offering of the Company's preferred shares;

At the 07 August 2017 Regular Meeting of the Board of Directors, the following resolutions were approved: 1) Acceptance of disengagement of SB Capital Investment Corporation ("SB Capital") as one of the Joint Issue Managers, Joint Bookrunners and Joint Lead Underwriters. 2) Appointment of SB Capital as the Company's Financial Advisor; 3) Grant of authority to the Chairman and President and CEO to negotiate and engage the services of an Issue Manager, Bookrunner, Lead Underwriter for its proposed public offer of preferred shares; 4) Reduction of the Company's proposed public offering of its preferred shares from 15M preferred shares with 30M warrants to 5M preferred shares with 30M warrants thus resulting in the reduction of the offer size from Php 1.5B to Php 500M.

In its 20 December 2017 Regular Meeting, the Board approved, in relation to its conduct of Public Offering by way of a Follow-On Offering ("FOO") of its Preferred Shares of stocks, the offer and sale of up to 10,000,000 out of the 60,000,000 redeemable, convertible, non-participating and non-voting preferred share with detachable warrants out of the unissued portion of the authorized capital stock of the Corporation (the "Offer Shares") and up to 20,000,000 Detachable Subscription Warrants to be issued free of charge with 20,000,000 underlying common shares (collectively, the "Warrant").

On 22 December 2017, NOW Corporation filed its Registration Statement and Prospectus with the Securities and Exchange Commission ("SEC") pursuant to the Company's application for the Follow-On Offering of 5,000,000 redeemable, convertible, cumulative, non-participating, non-voting, Peso-denominated, preferred shares with an Oversubscription Option of [5,000,000] with a par value of one peso (P1.00) per share, with 10,000,000 detachable subscription warrants to be issued free of charge with 10,000,000 underlying common shares, with an Oversubscription Option of 10,000,000 Warrants and 10,000,000 underlying common shares of NOW Corporation.

In its 15 March 2018 Regular Meeting, the Board resolved to delegate to the Executive Committee the setting of the final conversion price related to the conversion into equity of the Php264,000,000.00 advances from a shareholder. Said conversion into equity was previously approved in 2017 by both the Board and the Stockholders, respectively, and was likewise promptly disclosed to the Philippine Stock Exchange.

The shareholders present by a unanimous vote likewise affirmed / confirmed their approval, made at the 02 June 2016 Annual Stockholders' Meeting, of the increase in authorized capital stock of the Company as well as the conversion into equity of the Php264M advances from a shareholder, Velarde, Inc., at the conversion

price computed based on the daily average of the Volume-Weighted Average Price of NOW Corporation shares for a 30 day trading period ending 14 April 2016 as well as the listing of corresponding shares that will be issued out of the said conversion. The conversion price shall be set between Php1.50 per share to Php1.70 per share range. The Board of Directors is given the delegated authority to finalize the terms and other details pertaining to such increase and conversion price within the respective ranges herein set forth.

On 22 June 2018, the Securities and Exchange Commission issued the Certificate of Filing of Enabling Resolution in relation to the Company's offer of 5,000,000 Redeemable Convertible Cumulative Non-Participating Non-Voting Peso-denominated Preferred Shares and designate the series as the Preferred "A" Shares with an Oversubscription Option of 5,000,000 Preferred A Shares, with 25,000,000 underlying Common Shares and an additional 25,000,000 Common Shares upon the exercise of the Oversubscription Option, which Common Shares shall be issued upon conversion of the Preferred Shares, with Detachable Warrants, under the terms and conditions thereof.

On 27 June 2018, the Philippine Stock exchange approved the application of the Company to list an additional 200,000,000 common shares to cover its debt-to-equity conversion transaction with its shareholder.

At the Special Meeting of the Board of Directors of NOW Corporation held on 11 October 2018, the Board approved the conversion into equity by its shareholder Velarde, Inc. in the amount of Two Hundred Nine Million Pesos (Php209,000,000.00) with the conversion price computed based on the Volume Weighted Average Price (VWAP) of the 30-day trading period ending 11 October 2018.

At the special meeting of the Board of Directors of NOW Corporation held on 28 December 2018, the Board approved the Company's equity restructuring plan by reducing the par value of the common shares of stock of the Company and by applying the resulting additional paid-in capital to eliminate its accumulated deficit. For this purpose, the Board approved the amendment of Article Seventh of NOW's Articles of Incorporation to reduce the par value of common shares from One Peso (Php1.00) per share to Seventy Centavos (Php0.70) per share, and the resulting decrease of NOW's authorized capital stock from Php2,120,000,000.00 divided into 2,060,000,000 common shares with par value of One Peso (Php1.00) each to Php1,442,000,000 divided into 2,060,000,000 common shares with par value of Seventy Centavos (Php0.70) each.

At the Special Stockholders' Meeting of NOW Corporation held on 08 March 2019, the stockholders unanimously approved the Company's equity restructuring plan by reducing the par value of the common shares of stock of the Company and by applying the resulting additional paid-in capital to eliminate its accumulated deficit. For this purpose, the stockholders unanimously approved the amendment of Article Seventh of NOW's Articles of Incorporation to reduce the par value of common shares from One Peso (Php1.00) per share to Seventy Centavos (Php0.70) per share, and the resulting decrease of NOW's authorized capital stock from Php2,120,000,000.00 divided into 2,060,000,000 common shares with par value of One Peso (Php1.00) each to Php1,442,000,000 divided into 2,060,000,000 common shares with par value of Seventy Centavos (Php0.70) each.

Likewise, the stockholders unanimously approved the conversion of advances into equity of its shareholder Velarde, Inc. in the amount of Two Hundred Nine Million Pesos (Php209,000,000.00) with the conversion price computed based on the Volume Weighted Average Price (VWAP) of the 30-day trading period ending 11 October 2018 or at Php6.50 per share, and the listing of additional shares resulting from the said conversion. The waiver by a majority vote representing the outstanding shares held by the minority shareholders present of the conduct of a Rights or Public Offering of the Shares to be subscribed to by Velarde, Inc. was likewise affirmed/confirmed. In the same meeting, the stockholders also approved the revision of the earlier approval made during the Annual Stockholders' Meeting held on 07 June 2018 to increase the authorized capital stock of the Company within a range between Php600M and Php700M in connection with the earlier conversion of another tranche of advances made by Velarde, Inc. to NOW Corporation in the amount of Php264 Million. Only the conversion into equity of Velarde, Inc.'s advances in the amount of Php264M based on the adjusted conversion price range between Php1.50 and Php1.70 per share as well as the listing of additional shares resulting from the said conversion are approved and affirmed for implementation. The contemplated increase in authorized capital stock is deemed set aside.

On September 6, 2019 The Securities and Exchange Commission approved the Company's application for equity restructuring and the decrease in its authorized capital and par value per share, wiping out the deficit as of 31 December 2018 in the amount of Php402,105,543.00 against the reduction surplus of Php455,183,505.00.

With the amendment of Article Seventh of NOW's Articles of Incorporation, the resulting authorized capital stock of the Company is One Billion Five Hundred Two Million Pesos (Php1,502,000,000.00), Philippine

Currency, and said capital stock is divided into Two Billion Sixty Million (2,060,000,000) common shares, with a par value of Seventy Centavos (Php0.70) each and Sixty Million (60,000,000) Redeemable, Convertible, Non- Participating, and Non-Voting Preferred Shares with or without Detachable Warrants with a par value of One Peso (Php1.00) per share.

The equity restructuring did not reduce the number of issued, outstanding and listed shares and will not change a stockholder's interest in the Company. Furthermore, the Php1.00 par value per share of the existing preferred shares will not change.

On 06 November 2019, the Securities and Exchange Commission issued a Certificate of Approval of Valuation confirming the valuation of shareholder Velarde, Inc.'s advances in the amount of Php264M as payment for the additional issuance of 155,294,118 common shares worth Php108,705,882.60 (with par value of Php 0.70 per share) out of the unissued portion of the present authorized capital stock of NOW Corporation, based on the conversion price of Php1.70 per share as approved by at least majority of the stockholders and Board of Directors at their respective meetings held on 08 March 2019.

At the Special Meeting held on 24 August 2020, the Board of Directors of the Company approved, confirmed, and ratified the offer of an existing shareholder, Velarde, Inc., to subscribe to a) 102,000,000 common shares of NOW, equivalent to a 5.75% equity stake in NOW post subscription, at Php2.25/share or a total aggregate amount of Php229,500,000.00; and b) 60,000,000 Redeemable Convertible Cumulative Non-Participating Non-Voting Peso-denominated Preferred Shares of NOW, with 1 free Detachable Warrant for every preferred share subscribed to (1:1 ratio), exercisable after the 2nd year anniversary from issue date, at a subscription price of Php1.00 per Convertible Preferred Share. The Detachable Warrants are exercisable after the 2nd year anniversary from issue date at a price of Php2.25 per common share. The Preferred Shares may be converted to common shares of the Company at a conversion price of Php2.25 per share, which may be exercised at any time from the 1st year anniversary from the issue date of the Preferred Shares until the 5th year anniversary from the issue date of the Preferred Shares. The Board likewise unanimously approved the other indicative terms and conditions of the transaction presented during the said meeting.

On August 28, 2020, the Company received from the Securities and Exchange Commission the Certificate of Approval of Valuation dated 16 March 2020 confirming the valuation of shareholder Velarde, Inc.'s advances in the amount of Php209M as payment for the additional issuance of 32,153,846 common shares worth Php22,507,692 (with par value of Php 0.70 per share) out of the unissued portion of the present authorized capital stock of NOW Corporation, based on the conversion price of Php6.50 per share as approved by the board of directors on October 11, 2018 and of the stockholders on March 8, 2019.

At the Special Meeting held on 01 July 2021, the Board of Directors of the Company unanimously approved, confirmed, and ratified the offer of an existing shareholder, Velarde, Inc., to convert its advances into equity in the amount of Two Hundred Twenty One Million Pesos (Php221,000,000.00) with the conversion price computed based on the Volume Weighted Average Price (VWAP) of the 30-day trading period ending 24 June 2021 or at Php2.38 per share, and the listing with the Philippine Stock Exchange of additional shares resulting from the said conversion. Likewise, in the same meeting, the Board appointed the Chairman and the President and CEO to be nominated and voted in as members of the Board of Directors of its affiliate, NOW Telecom Company, Inc., to occupy the two (2) board seats proportionate to the Company's current percentage shareholding in the said affiliate. The Board of Directors resolved that in connection with the Top Up Placement through a Placing and Subscription Transaction whereby 160,000,000 common shares which is equivalent to 8.14% of the total issued and outstanding common shares of the Company shall be offered and sold by an existing shareholder to Qualified Buyers under Section 10(l) of the SRC and/or to not more than 19 non-qualified buyers, and the subsequent issuance by the Company of the same number of common shares to be subscribed to by the Selling Shareholder as previously disclosed on 24 June 2021 to the Exchange by the Company, the Board of Directors approves the computation of the Subscription Price/Offer Price to be based on a 5% discount to the 30-day Volume Weighted Average Price (VWAP) of the 30-day trading period on the pricing date for the purpose of raising up to Php800,000,000.00 to be used to fund the Company's expansion projects; and that the Board approved the renewal of the mandate of PNB Capital and Investment Company for a period of one (1) year beginning 13 December 2021 as Issue Manager, Financial Advisor and Bookrunner for the Top-Up Placement transaction and the appointment of Cruz Marcelo & Tenefrancia Law Firm as the Company's Transaction Counsel.

In July 2022, the Company, NOW Telecom signed a Memorandum of Agreement with and SBA Towers Philippines, Inc., a subsidiary of SBA Communications Corporation, a NASDAQ-listed firm focused on providing tower infrastructure and other shared infrastructure in the Philippines. The parties are in discussion and negotiating the lease of build-to-suit sites, towers, and passive telecommunications infrastructure and facilities that will be made available for the installation of NOW Telecom's facilities and equipment to provide telecommunications and/or internet services. This is part of the roadmap of the NOW Group of providing 5G or the fifth-generation wireless network technology which will allow the delivery of up to 20 gigabit per second speed to enterprises and homes. It is an integral policy in NOW Group's roadmap to partner with trusted vendors that are part of the Clean Network.

On 03 October 2022, the Board of Directors of the Company authorized the management to initiate negotiations with News and Entertainment Network Corporation (Newsnet) to acquire equity ownership in Newsnet, an interactive pay television and multimedia services company assigned with the coveted 26GHz spectrum. This is part of the Company's thrust to expand, consolidate and strengthen its core business, subject to applicable regulatory approval from regulatory agencies and government bodies. Likewise, in the same meeting, the Board approved the execution by the Company, together with NOW Telecom Company, Inc., News and Entertainment Network Corporation, NOW Cable, Inc., and Asian Institute of Journalism and Communication, Inc. of the Memorandum of Agreement creating a common digital infrastructure for internal, private, and public sectors' use, streamlining their operations, optimizing their network utilization, and leveraging on shared services and resources. The Parties agree to expand the existing network on a nationwide basis through collaboration, joint venture, Built Operate Transfer Projects, Private-Public Partnership with local community organizations such as local government units, electric cooperatives, cable tv operators, internet service providers, broadcasters, real estate developers, state universities and colleges, and other community-based organizations, fiber air fixed wireless access network to next generation technology and expand the base stations nationwide.

(2) Business of the Company

Pursuant to its new primary purpose, the Company has recently shifted its operations into Telecommunications, Media and Technology (TMT). Its new primary purpose is primarily engaged in the business of providing telecommunications, media and information technology products and services under its three key operating business segments, namely: (i) Software Licenses and Services; (ii) IT Manpower and Resource Augmentation; and (iii) Broadband and Wireless Cable TV Services. The Company's diverse products and services portfolio include software application development and maintenance, collaboration software solutions, web integration, web and mobile applications development, technical and maintenance services, IT manpower and resource augmentation, project implementation and management, managed services outsourcing, and fixed wireless broadband services, among others. The Company also offers value-added services through partnerships with companies licensed to provide wired and wireless, fixed and mobile communications and cable TV services.

Among the programs that the Company is currently offering would be TMT services such as broadband networks worldwide, cloud hosting service, virtual private networks, multimedia content, online gaming, web hosting, cloud-based multimedia conference, cloud-based mail and messaging service, electronic communications network and services.

In 2016, the Company expanded its service offerings with the introduction of its "Fiber-in-the-Air" fixed wireless broadband service with a CIR of up to 700 Mbps, a first of its kind in the Philippines. Through its partnership with NOW Telecom and Newsnet, a wireless telecommunications operator and a cable TV service provider, respectively, the Company offers an affordable, alternative and high-speed broadband service of up to 700 Mbps and wireless cable TV services to the underserved and unserved large enterprises such as schools, hospitals, hotels, high-end residential buildings, and commercial buildings with multiple BPO locators. Currently, the Company's client broadband subscription ranges from 5 Mbps to 100 mbps, which may be further increased to up to 700 Mbps, depending on the clients' bandwidth requirements. The Company positions its fixed wireless broadband service either as primary, alternative or as an auxiliary link to existing broadband service providers. In 2018, the Company has since then upgraded its equipment increasing its capacity to 400% of from initial 700Mbps to new equipment upgrade able to service up to 2.4Gbps. This upgrade was done as preparation for the huge demand of that will come from future and existing customers. More than to meet the demand of their customers though, the company also aims to help facilitate the creation of smart cities.

The Company's Fiber-in-the-Air fixed wireless broadband service allows its subscribers to download, upload, stream and share files simultaneously without compromising performance. The Company deploys competitively priced high-speed broadband bandwidth resources with high availability through its Point-to-Point and Point-to-Multipoint Radios. From providing Software Licenses and Services to adding IT Manpower and Resource Augmentation and Broadband Wireless Cable TV Services, the Company intends to deliver high-speed broadband services with a CIR of up to 700 Mbps which may be bundled with enterprise collaborations solution, wireless cable television and interactive multi-media applications.

In 2018, The Company, along with its affiliate NOW Telecom launched the "Network ng Mamamayang Pilipino," (NOW NMP) aimed at democratizing the Philippine Telecommunications business by providing internet connectivity solutions across the Philippines through exclusive-distributorship agreements with business partner. NOW prides itself to be a pro-Filipino company with a vision of empowering Filipino enterprises operate businesses that will shape the country's digital landscape.

In November 2021, the Company signed an exclusive agreement with Wallpost, a U.S. based global tech firm in order to provide businesses cloud-based enterprise resource planning solution (ERP). Wallpost works with global telco operators like Ooredoo in Qatar and Tunisia, and Indosat in Indonesia in order to provide SMEs the digital transformation tools. The solution is seen in eliminating the need for business owners to manually manage their data and operations and enable them to focus more on their business goals. The Company has named the service: "NOW EazyBiz". Modules would include Human Resource, Customer Resource Management, Sales, Finance & Accounting, Asset Management & Tracking, and other customizable modules.

On August 03, 2023, the Company entered into a Memorandum of Understanding with Cagayan Economic Zone Authority (CEZA) which aims to advance the Philippines' telecommunications and digital world-class communications critical infrastructure and includes the provisioning of unified connectivity, software systems and services that would operate in the province of Cagayan and CEZA locators and people. The proposed project will deploy fixed wired, fixed wireless, terrestrial, satellite, and other delivery systems to CEZA ensuring reliable and quality broadband and other ICT services to CEZA's locators. CEZA's strategic positioning and critical infrastructure underscore its profound significance. CEZA's vicinity to two Philippine-American military bases, integral to the Enhanced Defense Cooperation Agreement (EDCA) between the United States and the Philippines, amplifies its global security influence. Furthermore, its proximity to Taiwan positions CEZA as a potential extension for Taiwan's industrial zones, underscoring its commercial and strategic reach.

On 17 August 2023, the Company, together with CELONA, Inc., a Silicon Valley-based leading innovator of enterprise private wireless systems and NOW Telecom Company, Inc., signed a Memorandum of Understanding to deliver next generation private wireless 5G LAN solutions to enterprises throughout the Philippines. Under the MOU, the parties agree to pursue, collaborate, and focus on the expansion of NOW's current broadband telecom network by rolling out turnkey stand-alone (SA) private wireless networks specifically engineered for the enterprise market. The Company will leverage on CELONA's products and technology to help businesses expedite bringing private wireless network applications to market, streamlining costs, mitigating operational challenges, simplifying the customer experience, and enabling the ability to easily scale their connectivity as demands change. NOW will utilize CELONA's complete end-to-end portfolio of new NR products as part of its private wireless managed service offering. The CELONA-NOW partnership will target key vertical markets such as manufacturing, oil and natural gas, logistics and transportation ports looking to automate business processes, improve productivity and streamline operations.

On 08 September 2023, Fortinet, Inc., the global cybersecurity leader driving the convergence of networking and security, and the Company, signed a strategic Memorandum of Understanding (MOU) to enhance cybersecurity and 5G security in the Philippines, expediting the nation's digital transformation journey. By synergizing Fortinet's cutting-edge cybersecurity expertise with the Company's delivery of connectivity and security solutions, this partnership seeks to provide robust security solutions that align with the dynamic needs of the Philippine market. Fortinet and the Company are working together to establish a secure ecosystem for the development and deployment of cutting-edge 5G applications. This initiative involves fortifying the foundations of the 5G ecosystem and identifying potential vulnerabilities and addressing them with the right solutions. This MOU between Fortinet and the Company signifies a pivotal moment in the Philippines' digital journey, promising strengthened cybersecurity and 5G security to drive the nation's digital transformation forward.

On 18 September 2023, a Memorandum of Agreement was signed by and among the Cybercrime Investigation and Coordinating Center ("CICC"), NOW Telecom Company, Inc., and the Company for the provision of secure connectivity solutions and ICT services to CICC and key agencies to support CICC's operation and mandate to foster the nation's cybercrime resiliency and promote sound cyber-risk management.

On 24 October 2024, the Company and NOW Telecom Company, Inc. teamed up to introduce a groundbreaking service for the public - TODAYbyNOW. It is not just another IT service: it is a finely crafted solution designed to cater to the unique needs of medium enterprises and residential customers - at a moment's notice. TODAYbyNOW offers a comprehensive suite of services, ranging from on-call consulting services to bulk desktop setups, free enterprise cyberthreat assessments, seamless cloud data migration, robust malware protection and recovery, and meticulous Wi-Fi network surveys and audits, just to name a few. It envisions merging the technological boundaries between enterprise and the individual. No longer does high-end IT support belong solely in the corporate arena. It aims to extend a hand to SMEs and smart homes to experience a seamless tech environment. Empowering SMEs and upscale residential sectors with the tools and expertise they need to thrive in today's interconnected world. The roll-out of TODAYbyNOW is scheduled to commence on October 25, 2023 and the availability of the service will be nationwide.

On 27 October 2023, the Company inked an alliance by way of a Memorandum of Understanding with Mangata Networks, Inc., a US-based company offering satellite-enabled connectivity and intelligent edge computing solutions. This collaboration comes as a direct response to the increasing demand from enterprises in the Philippines for robust, high-capacity, low-latency connectivity. By leveraging Mangata Networks' multi-orbit satellite constellation, NOW can offer enhanced services and ensure network resiliency to its customers. Mangata's initial 32-satellite constellation will consist of 8 HEO (highly elliptical orbit) and 24 MEO (medium Earth orbit) satellites. Mangata's secure, low-cost solution complements NOW's commitment to providing affordable and secure connectivity in the Philippines focused on addressing the sophisticated demands of the market. Through this partnership, NOW customers will have access to Mangata Networks' MangataEdge™, which extends the reach of 5G and IoT connectivity into hard-to-reach areas, bringing cloud applications closer to users. Moreover, this partnership is in

alignment with the USTDA grant initiative to develop digital infrastructure and expand access to reliable connectivity across the country. Mangata's spectrum and orbits have been approved by the International Telecommunications Union (ITU), the international governing body that regulates the use of radio frequency spectrum.

On 10 November 2023, the Company, its associate NOW Telecom Company, Inc. and AST & Science, LLC ("AST"), a renowned global satellite company, signed a Memorandum of Understanding to enhance communications solutions in the Philippines. NOW Telecom will leverage AST's expertise in global satellite communications through this partnership. The collaboration of NOW and AST seeks to broaden telecom offerings globally, reaching both urban and remote regions not reached by traditional land-based cell towers. This initiative focuses on providing comprehensive communication services, including voice, video, data, and internet connectivity, to remote regions with limited or non-existent infrastructure. NOW can cater to its desired markets with always-on availability and fast recovery during disaster and emergency scenarios, eliminating the lingering denial of service to people in underserved and unserved areas.

On November 15, 2023, the Company partnered by way of MOU with Rivada Space Networks, a German satellite communication service company, to provide a unique next generation connectivity network for the Philippines. NOW will harness the OuterNETT, Rivada's global low-latency point-to-point connectivity network of 600 low earth orbit (LEO) satellites, with seamless connectivity that will ramp up performance, improve security, and increase customer efficiency. Rivada's industry-leading solutions will provide resiliency for high quality voice, video and data solutions to enterprises that require secure infrastructure, such as banking and financial services, mining and transportation.

On 21 December 2023, the Company's Board of Directors approved a USD10- \$40M million fundraising initiative through a combination of debt, public offering, and other financing programs to finance the Public Safety and Critical Communications infrastructure for use of governments, military/public safety units, and enterprises/organizations categorized as part of the sixteen (16) Critical Infrastructure sectors. This infrastructure project shall implement the provisioning of communications hardware, software, and services that these entities could avail of and connect their own private communications network for seamless interconnectivity that is secure, reliable, and compliant with the Trusted Network Initiative. NOW Telecom Company, Inc, the Company's associate, has designed this infrastructure and will drive its operations as part of its partnership with American, European, and Indo-Pacific technology partners.

Business Partners

NOW Telecom Company, Inc. ("NOW Telecom"), is a business partner which is in a unique position to meet the unabated increase in demands for high speed broadband connectivity of large and medium enterprises, government organizations, educational and medical institutions, financial institutions, multi-tenant/ multi-level commercial and residential buildings, clustered urban residential communities and special economic zones. This company is at the forefront in employing the latest state-of-the art wireless technologies to address the demands of clients for customized solutions yet cutting-edge broadband technology.

The Asian Institute of Journalism and Communication, Inc. ("AIJC"), is a Knowledge Management Center organized in 1980 as a graduate school of journalism, founded on the philosophy that communication is a vital development resource to be used to advance the common good. It has a solid record of more than 30 years in the communication field – as a graduate school for communicators and journalists, a center for continuing education in journalism, communication, and knowledge management, and a research and consulting firm advocating policies and implementing programs and projects that address development issues and concerns both at the levels of national decision making and community-based initiatives.

Brands

WebsiteExpress.Biz ("WebsiteExpress.Biz") is a one-stop shop website development service - providing micro, small and medium sized enterprises affordable, professional websites in as fast as 5 days.

Products and Services

A. Software Licenses and Services

HCL Collaboration Solutions
In partnership with HCL, the Company provides HCL collaborations solutions such as provision of software and IT-enabled services aimed at developing business solutions and applications to ease business operations and boost productivity of business enterprises. The Company has been categorized as a premier business partner of IBM as an affirmation of its superior skills and market success. The Company resells essential HCL tools and products that are designed to enable new capabilities that improve business processes and help engage clients and employees in new ways. These HCL tools and products include software for instant messaging

that facilitates integrated team collaboration accessible by the client's employees across all applications and devices; file sharing and enterprise electronic mails which the client can integrate in its business application allowing enterprises to have easy use real-time connections and communication within their office space.; and IBM Ustream video platform which can be utilized by enterprises to distribute content via video.

Aside from these, the Company also resells at a competitive price HCL smartcloud services which include tools for social business in the cloud. The Company also offers a wide array of IT software services including: (i) software application development, maintenance and support; (ii) data analytics; (iii) e-forms; and (iv) portal, all aimed to enhance the client's overall experience. These services simplify business operations through integrating digital technologies and functionality into a system.

The Company's services also include technical services namely: migration, network administrator services, technical support and other services related to the maintenance of HCL products.

• Cloud Hosting Services

Cloud hosting services cover the virtualization of the IT infrastructure to mitigate the rapid pace of technology obsolescence. These services are available to individual, small medium enterprises and corporate users in two primary space categories: (i) dedicated; and (ii) shared.

In a dedicated space arrangement, clients are allocated dedicated hardware for their exclusive use. Shared set-up are for clients with processing requirements that are not fixed, and which are clustered into a shared hosting server with pre-defined performance commitments.

• Virtual Private Networks

VPN is an end-to-end protection and encryption services on network connectivity that ensures secured data transport. The Company's VPN service provides anonymity on the client's connection to the internet by using thousands of IP addresses and various server connections worldwide. VPN services passes internet filters allowing secure internet access. It also routes all data transport traffic with new IP address through affiliated secured servers located in various locations. This provides tracking difficulty and ensures a slim probability that data transmission will be compromised.

• Cloud-based Multimedia Conferencing Services

Cloud-based multimedia conferencing services consist of cloud-based server and applications capable of hosting multimedia conferencing application that will visually connect people in different physical locations in the virtual space. This service is ideal for conducting classes, presentations, events, meetings, and lectures for participants from multiple locations. This service provides a cost-effective participation of more individuals from multiple locations.

• Web Hosting, Cloud-based Mail and Messaging Services

Web hosting services vary from personal to corporate with e-commerce application development, content management, database and search engine optimization support. Cloud-based mail services carry a variety of mail services ranging from electronic mail, facsimile mail, voice mail and video mail. Cloud-based mail services also include storage, calendar, contact and task management, and virus protection. These are available to individual, small medium enterprises and corporate clients.

• Digital Media Production

The Company also offers services such as website development, mobile application development, and animation that can be used by business enterprises to create, manage and sustain their marketing and communications through digital channels that are simple, functional and effective across multiple market segments. These services allow business enterprises to increase their engagement with potential customers and to create an online presence in order to capture a wider base market. One of the Company's notable projects is the "It's More Fun in the Philippines" website and mobile application that supported the campaign of the Department of Tourism. The Company offers its web development through WebsiteExpress.Biz. The Company has established the brand WebsiteExpress.Biz as its vehicle in delivering quality and globally compliant websites catering to micro and medium-sized enterprises. WebsiteExpress.Biz is a one-stop website development service operator that provides development, domain, hosting, secure sockets layer certificates, shopping cart, electronic mail, among others, without engaging multiple service providers. It operates at a subscription model, providing micro and medium-sized enterprises and individual subscribers quality, affordable and efficient websites in a span of five (5) days. One of the key features of WebsiteExpress.Biz is its responsive web design which allows a website to be responsive in all mobile devices without developing a dedicated mobile application for each kind of device.

- NOW Eazy Biz

The Company also offers user-friendly and cloud-based software available in any device. The service is called “NOW EazyBiz” and is an Enterprise Resource Planning (ERP) solution that can unify all crucial data points of any business such as sales performance, finance, task management, HR, inventory, and other functions of business.

Under its mobile application development, the Company offers customized mobile applications such as cinematic three-dimensional, game-based learning, rich media, html5 animation and gestures to allow businesses to enhance customer experience and increase brand loyalty. Through its competencies in digital media production, the Company can cater to the requirements and specifications of each client in order to deliver quality mobile applications for their businesses.

B. IT Manpower and Resource Augmentation

The Company, through its subsidiaries i-Resource and i-Professional, is engaged in the business of providing consulting, technical advice and professional advisory services to persons, firms, association, corporations, partnerships and other entities.

i-Resource is an information technology resource management company that provides IT knowledge professionals to its clients. i-Resource principally deploys IT knowledge professionals to assist its clients in managing the IT operations of their businesses ranging from short to long-term and mission-critical projects, including data center management, network infrastructure maintenance and software management. This is done through i-Resource's dedicated sourcing group and business development managers.

The services of i-Resource can be further categorized into three sub-business segments, namely:

• IT Staff Augmentation

Under this sub-segment, i-Resource provides IT knowledge professionals for the IT-related needs of its clients. Skilled personnel are deployed to provide additional IT knowledge professionals to the client's current roster or to provide additional support to the client's existing project team, for a limited period. Specifically, i-Resource offers the following services:

- a) Resource Management Outsourcing – Resource management outsourcing pertains to the provision of IT knowledge professionals by i-Resource to a client for a specific duration ranging from three (3) months to one (1) year, some of which are renewable thereafter. The IT knowledge professionals deployed remain to be employees of i-Resource during the period of engagement.
- b) Assignment of Staff – Assignment of staff pertains to the deployment of resource personnel by i-Resource for a client in order to augment client manpower requirements.
- c) Project Team Outsourcing – Project team outsourcing ensures enterprises of available project teams that will be assigned to their project without the need to hire them directly. The assigned personnel may include project managers, developers, business analytics and quality assurance testers.

• Managed Services

Aside from providing IT knowledge professionals, the Company, through i-Resource also services its clients by allowing them to outsource certain business process to i-Resource. This managed services also include trainings of IT candidates and team development for its clients. In addition, this sub-segment covers:

- a) Managed Service Outsourcing - Clients may outsource a portion of their business processes such as testing & quality assurance services, applications development, applications maintenance, disaster recovery, desktop services, technology help desk services, call center help desk services and network services (broadband internet) to i-Resource, in order for them to focus on their core business activities. i-Resource services regular or critical projects based on targeted outcomes and service level agreements.
- b) Train and Deploy - i-Resource develops the skills of fresh graduates based on client requirements through boot camps. This is carried out in collaboration with iCollege, which is a center for continuing education established by the Company in partnership with the Asian Institute for Journalism and Communication, a knowledge management center organized in 1980 as a graduate school for journalism.
- c) Offsite Team Development – i-Resource develops a dedicated team of IT knowledge professionals specifically for the client requirement, which are housed outside the client's office.

• Search and Select

i-Professional serves as the recruitment arm of its clients by providing the following add-on services:

- a) Contract to Hire – This allows enterprises to try and test IT knowledge professionals before actually hiring by outsourcing them for a probationary period of six (6) months. The IT knowledge professionals become employees of the client at the end of the probationary period should they qualify with the standards of the client. The Company charges a one-time absorption fee.
- b) Recruitment Process Outsourcing – This provides an end to end recruitment process for companies with huge IT knowledge professional requirements. It also allows enterprises to outsource the recruitment process of IT knowledge professionals for regular placements.

C. Broadband and Wireless Cable TV Services

The Company offers high-speed broadband service of up to 2.4Gbps guaranteed broadband service to the underserved and unserved large enterprises such as schools, hospitals, high-end residential buildings, business process outsource locators, and commercial buildings.

The Company was the first to market the Fiber-in-the-Air fixed wireless broadband service of up to 2.4Gbps in the Philippines, which allows the Company's subscribers to download, upload, stream and share files simultaneously without compromising performance.

NOW has since then become the largest fixed wireless access broadband internet service provider in the Philippines. The Company deploys high-speed broadband bandwidth resources with high availability through its Point-to-Point and Point-to-Multipoint Radios. The Point-to-Point and Point-to-Multipoint connectivity work through radio antennas that are installed atop strategically selected high-rise buildings and establishments around metropolis. The building's rooftop where the radio antennas are installed must have a line of sight basis from the Company's nearest hub. This allows the user to send data over much greater distances while maintaining speed and has the advantage of connecting users even in remote areas without the need for cables.

To further enhance its clients' experience, the Company maintains a team of engineers and technical support available on a 24/7 basis to keep its subscribers connected.

The Company gets backhaul from transit providers at internet exchange points and from there delivers signals wirelessly to antennas on building rooftops. Inside the buildings, internet access is provided through standard copper wire or fiber if necessary.

From building to building, the Company provides high-speed broadband internet to different clients on a line of sight basis. Line of sight basis is a straight path between a transmitting antenna and a receiving antenna when unobstructed. This will be done by installing devices on top of the hubs and on top of the consumer's building, thereby enabling the Company to transmit broadband internet.

The Company's network operates by connecting the target buildings through two transceivers on the roof: (i) one transceiver which serves the building; and (ii) another transceiver to serve the next building in the network.

In 2021, the Company has also expanded its serviceable area coverage in south of Metro Manila namely Laguna, Cavite, and Batangas. It has also expanded in the north in Caloocan and Marikina in the east.

D. Business Partnership Program

In 2018, The Company, along with its affiliate NOW Telecom launched the "Network ng Mamamayang Pilipino," (NOW NMP) aimed at democratizing the Philippine Telecommunications business by providing broadband internet connectivity solutions across the Philippines through exclusive-distributorship agreements with local business partners. NOW prides itself to be a pro-Filipino company with a vision of empowering Filipino enterprises operate businesses that will shape the country's digital landscape.

In 2018, the company, along with its affiliate Now Telecom launched the " Network ng Mamamayang Pilipino," (NOW NMP) aimed at democratizing the Philippine Telecommunications business by providing broadband internet connectivity solutions across the Philippines through distributorship agreements with local business partners. Now prides itself to be a pro-Filipino company with a vision of empowering Filipino enterprises operate business that will shape the country's digital landscape.

The company is partnering with local entrepreneurs and local government units to bring NOW's technology to a particular area whether for horizontal deployment such as for barangays and wide area network, or for vertical deployment such as for office buildings.

The Company has formed strategic alliances with prominent industrial locators, specifically in the regions of Laguna, Cavite, Batangas, Valenzuela, Caloocan, and Bulacan. These territories boast a significant concentration of manufacturing, logistics, and various other sector-specific industries, all nestled within the confines of industrial parks. The partnership with industrial parks includes support for sales and marketing focusing on providing broadband internet connectivity services while simultaneously engaging in a mutually beneficial revenue sharing arrangement with industrial parks.

Competition

With the continuous growth of the IT industry, both locally and globally, the competitive landscape has become fierce with the rise of new and innovative technology services in the market. The Company's products and services have indirect and direct competitors in the following areas:

1. Broadband providers;
2. HCL Lotus Notes resellers and developers;
3. Microsoft Office 365 resellers and developers;
4. Web and mobile app development companies; and
5. Software integrators and software engineering service providers.

As the Company continues to improve and enhance its product and services, its competitive advantage lies in its ability to adopt and utilize new and emerging technologies to deliver a full spectrum of innovative products and services to the market. Setting the Company apart is the provision of its value added services backed by its strong and competent professionals through the synergy and collaboration across the different functional departments of the organization.

Suppliers

The Company and its subsidiaries and affiliates have a broad range of suppliers, both local and foreign.

Customers

The Company provides technology solutions to various organizations. It has a wide scope of target customers not dependent on a single or few customer base. The following are target industries for the Company's products and services:

1. Commercial Banking
2. Microfinancing and rural banking
3. Financial services
4. Manufacturing
5. Transportation
6. Media and Advertising Companies
7. Government Sector
8. Small and Medium Enterprises (SME)
9. Retail
10. Hospitality/Tourism
11. Healthcare
12. Insurance
13. Business Process Outsourcing and Knowledge Process Outsourcing

Transactions With and/or Dependence on Related Parties

All transactions with related companies are done on market terms and arm's length basis. See Note for Related Party Transaction of the Notes to the Consolidated Financial Statements.

The Philippine Intellectual Property Office (“IPO”) issued on June 28, 2012 and July 5, 2012 a Certificate of Registration for the trademarks J-Span and NowPlanet.TV, respectively. The IPO also issued on 28 February 2013 a Certificate of Registration for the trademark Social Canvass. These registrations shall be effective for 10 years.

As of December 31, 2013, the Company has four (4) other trademark applications pending with the Philippine Intellectual Property Office (IPO). On March 10, 2006, a Certificate of Registration as a Value Added Service (VAS) Provider as Voice over Internet Protocol (VOIP) Provider was issued by the National Telecommunications Commission (NTC). This Certificate has been renewed in March 9, 2021 with validity of one year. In addition, NTC issued on November 27, 2015 (valid until November 26, 2020) a Certificate of Registration in favor of the Company as a Value Added Service entity authorized to offer cloud hosting services, VPN, multimedia content and program services, online game services, cloud-based multimedia conferencing services, web hosting and cloud-based mail and messaging services. The said Certificate of Registration has been renewed in November 27, 2020 and has been renewed for five years (valid until November 26, 2025).

Research and Development Activities

The Company did not allocate an amount for research and development activities in years 2023, 2022 and 2021.

Governmental Regulations and Environmental Laws

The Company is not aware of any existing or probable governmental regulations that will have a material effect on the business.

The Company and its subsidiaries have not experienced any environmental issues or problems.

Employees

The Company has a total workforce of seventy-eight (78) employees. The following shows the breakdown of the manpower complement of the Company according to business function:

Executive	5
Managerial	8
Administrative	18
Operation	<u>47</u>
Total	<u>78</u>

Major Risks

1. Competition. New and existing competitors can erode the Company and its subsidiaries' competitive advantage through the introduction of new products and services, improvement of product quality, increase in production efficiency, new and updated technologies and costs reductions. To manage all these, the Company and its subsidiaries continuously come up with new and exciting products and improve product propositions.
2. Third Party Services. The Company's social media services have a dependence on 3rd parties such as developers and internet providers. Maintaining and sustaining a satisfactory relationship with third party service providers is critical in ensuring technical support for the Company's social media services. Failure to do so may negatively impact the Company's business since we rely on them for content upgrades, localization and technical support. To mitigate this risk, the Company is constantly in search for the right partners.
3. Internet. The Company's social media services are dependent on the quality and accessibility of the Internet. The over-all user experience may be

adversely affected by a poor internet connection. The growth of this sector in the Philippines may be limited as internet access has not reached more far-flung areas in the country.

Item 2. Properties

On December 22, 2016, the Company availed of a chattel mortgage loan amounting to Php564,800 (Note 10) from BDO Unibank, Inc. for the purchase of a transportation equipment, which serves as the property mortgaged. The new loan requires sixty monthly repayments of Php11,754 until November 23, 2021, has a term of 5 years and bears an interest rate of 9.44% per annum. The transportation equipment is for the use of sales and technical personnel and developers.

In 2021, the Parent company availed of chattel mortgage loans aggregating ₱7,103,200 from RCBC for purchases of vehicles, which serves as the properties mortgaged. The loans have a term of five (5) years and bears interest rates ranging from 9.43% to 10.35% per annum. The transportation equipment is for the use of employees and executives. In 2022, the Parent Company further availed of chattel mortgage loans aggregating ₱6,616,000 from the same bank for the same purpose. The loans have a term of 5 years and bears interest rate of 9.44% per annum.

In 2023, the lease of NOW Corporation's office located at Unit 5-I, 5th Floor, OPL Building, 100 C. Palanca Street, Legaspi Village, Makati City was renewed for another year or until April 2025.

Item 3. Legal Proceedings

The Company is not a party to any civil or criminal litigation or proceeding pending or threatened against or relating to the Company in any of the courts in the Philippines or abroad.

Item 4. Submission of Matters to a Vote of Security Holders

None.

PART II - OPERATIONAL AND FINANCIAL INFORMATION

Item 5. Market for Issuer's Common Equity and Related Stockholder Matters

On February 7, 2002, the Board of Directors approved the increase in the number of shares of the authorized capital stock of the Company from 4,000,000 shares to 40,000,000 shares and the reduction of par value from Php10 per share to Php1 per share.

On July 23, 2002, the Board of Directors and stockholders approved the offer of up to 28,000,000 shares from the Company's unissued common stock through initial public offering (IPO). The application for the IPO of the Company was approved by the PSE and the Securities and Exchange Commission (SEC), on June 11 and July 30, 2003, respectively. The Company was listed in the PSE on July 23, 2003. Issue manager and underwriter was Abacus Capital & Investment Company. The following table is the summary of the Company's stock prices from first quarter of 2021 up to the 1st quarter of 2024:

Year	Quarter	High	Low
2021	1 st	4.55	2.45
	2 nd	3.26	2.14
	3 rd	3.15	1.77
	4 th	1.97	1.22
2022	1 st	1.59	1.04
	2 nd	1.75	1.11
	3 rd	1.24	0.91
	4 th	2.27	0.85
2023	1 st	2.69	1.51
	2 nd	1.88	1.20
	3 rd	1.48	1.00
	4 th	1.49	1.05
2024	1 st	1.30	0.96

During the 02 June 2006 Annual Shareholders Meeting of the Company, the shareholders approved the Memorandum of Agreement dated April 28, 2006 (MOA) entered into by the Company with NOW Telecom and five other companies namely, Top Mega Enterprises Limited, Joyce Link Holdings Limited, Gamboa Holdings, Inc., Emerald Investments, Inc., Food Camp Industries and Marketing, Inc. (the five companies collectively known as NOW Telecom Shareholders).

However, certain amendments were made to the MOA in view of the fact that upon further consultation with the PSE, it was determined that the Company could not revise its primary purpose at that time. Hence, the stockholders approved the amendment in the MOA that there will be no change in the primary purpose of the Company. In addition, the stockholders also approved the proposal that the Company shall acquire only nineteen percent (19%) equity interest in NOW Telecom and not 97%, as originally intended. It was agreed that the acquisition shall be based on the same terms and valuation stated in the MOA in the event that additional equity in NOW Telecom will be acquired by the Company in the future.

The amendment in the MOA was approved by the stockholders such that the shareholders of NOW Telecom will transfer to the Company shares of NOW Telecom in the aggregate number of 2,656,580 shares constituting 19% equity interest in NOW Telecom in exchange for new shares of the Company with an aggregate value of Php1,289,278,350.00 for 19% of NOW Telecom, or effectively at a price of Php485.315085 per NOW Telecom share.

In accordance with the amendment in the MOA, the needed increase in authorized capital stock of the Company to accommodate the foregoing transaction was Php1,280,000,000 at Php1.00 par value per share. Accordingly, the stockholders approved the proposal to increase the authorized capital of the Company by Php1,280,000,000.

On September 19, 2006, the SEC approved the increase in the authorized (to Php1.320 Billion) and paid-up capital (to Php1,317,278,350) of the Company as well as the change of the corporate name from Cashrounds, Inc. to Information Capital Technology Ventures, Inc.

On September 27, 2006, the Company submitted to the PSE a listing application of additional 1,289,278,350 common shares to cover its share-for-share swap transaction with NOW Telecom shareholders. Following the Company's re-application for listing of the same shares in October 2008, the PSE approved the same and were listed on February 24, 2009.

On December 10, 2008, the PSE approved the transfer of the listing of the shares of the Company from the SME Board to the Second Board of the PSE, and the transfer finally took effect on June 29, 2009.

On March 12, 2010, the Board approved the Company's increase in authorized capital stock from P1.32 billion to P5 billion as well as the listing of the additional shares from the increase.

On March 16, 2011, the Company filed with PSE its application for transfer from the Second Board to the First Board of the Exchange.

The movement in the number of shares and capital stock amount for the year ended December 31, 2023, 2022 and 2021 are as follows :

Common Stock

	2023		2022		2021	
	Number of Shares	Amount	Number of Shares	Amount	Number of Shares	Amount
Authorized - ₱0.70 par value in 2020 and 2019 and ₱1.00 par value in 2018						
Balance at beginning of year	2,060,000,000	1,442,000,000	2,060,000,000	₱1,442,000,000	2,060,000,000	₱1,442,000,000
Balance at end of year	2,060,000,000	1,442,000,000	2,060,000,000	₱1,442,000,000	2,060,000,000	₱1,442,000,000
Issued and outstanding						
Balance at beginning of year	1,806,726,314	1,264,408,420	1,806,726,314	₱1,264,708,420	1,806,726,314	₱1,264,708,420
Balance at end of year	1,806,726,314	1,264,798,420	1,806,726,314	₱1,264,708,420	1,806,726,314	₱1,264,708,420

Preferred Stock	2023		2022		2021	
	Number of Shares	Amount	Number of Shares	Amount	Number of Shares	Amount
Authorized						
Balance at beginning and end of year	60,000,000	₱60,000,000	60,000,000	₱60,000,000	60,000,000	₱60,000,000
Issued and outstanding						
Balance at beginning of year	60,000,000	₱60,000,000	60,000,000	₱60,000,000	60,000,000	₱60,000,000
Balance at end of year	60,000,000	₱60,000,000	60,000,000	₱60,000,000	60,000,000	₱60,000,000

No party or person holds any voting trust over any of the Company's shares. There are approximately 71 Holders of Common Stock as of 31 March 2024. The Top Twenty (20) Holders of Common Stock as of 31 March 2024 are as follows:

RANK	NAME	Nationality	TOTAL SHARES	PERCENTAGE (%)
1	PCD NOMINEE CORPORATION	Filipino/ Non-Filipino	1,043,400,110 82,571,194	62.3211
2	VELARDE, INC	Filipino	290,019,514	16.0522
3	TOP MEGA ENTERPRISES, LIMITED	Chinese	212,276,855	11.7493
4	JOYCE LINK HOLDINGS, LIMITED	BVI	75,408,552	4.1738
5	EMERALD INVESTMENTS, INC	Filipino	59,981,925	3.3199
6	GAMBOA HOLDINGS, INC.	Filipino	29,991,254	1.6600
7	FOODCAMP INDUSTRIES AND MARKETING, INC.	Filipino	12,521,531	0.6931
8	CHUA CO KIONG, WILLIAM N.	Filipino	145,000	0.0080
9	BORJA, EMERIZA G.	Filipino	80,000	0.0044

10	DE LEON, JOSE MARI S.	Filipino	10,000	0.0006
11	ESPINOSA, JOSEPH	Filipino	10,000	0.0006
12	DIATA, JUDITHA G.	Filipino	10,000	0.0006
13	TARENO, MARIA GUIA I.	Filipino	10,000	0.0006
14	SERANIA, VIRGINIA P.	Filipino	10,000	0.0006
15	FRANCISCO, RICHARD L.	Filipino	10,000	0.0006
16	BOCABIL, ALBEN B.	Filipino	10,000	0.0006
17	DE LA CUESTA, KARLO S.	Filipino	10,000	0.0006
18	LIGUTAN, ENINIAS P.	Filipino	10,000	0.0006
19	PAGUDAR, VENUS B.	Filipino	10,000	0.0006
20	ALVAREZ, JR., SERVANDO B.	Filipino	10,000	0.0006

On April 20, 2022, the Securities and Exchange Commission approved the application of NOW Telecom Company, Inc., formerly an affiliate, now an associate, of the Company, for an increase in its authorized capital stock and the quasi-reorganization of its equity. Previously, on 24 June 2021, the stockholders of the Company approved the increase of its stake in NOW Telecom to 24.23% by subscribing to a portion of the increase in authorized capital stock of NOW Telecom, for a total of PhP600 million, which were part of the proceeds from the placement received from the equity subscription of Velarde, Inc. to the Company.

As a result of the approved application, NOW Telecom increased its authorized capital stock, increased the number of its authorized common shares from 14.59 million common shares to 952.09 million common shares, and lowered its par value from PhP100.00 per share to PhP1.00 per share. In addition, the SEC also certified the approval of the equity restructuring to fully wipe out NOW Telecom's deficit as of December 31, 2020, which better positions NOW Telecom to take on domestic and foreign equity investors in order to raise capital in support of its growth plans.

On 24 May 2022, the Board of Directors in its special meeting unanimously approved to reverse its approval on 01 July 2021 on the conversion into equity of the P221,000,000.00 advances from Velarde, Inc.. The Board likewise approved the conversion of said advances into an interest-bearing loan, effective 24 May 2022, with a term of one (1) year, renewable upon mutual agreement of the parties, with interest based on prevailing market rates. The approvals were made upon recommendations of management, based on proposals from and discussion with Velarde, Inc., given the current market conditions, and to give time to complete the implementation of the pending batches of conversions of advances to equity and cash subscription as previously agreed upon by the parties.

Dividends

No cash dividend was declared in the past three (3) years. There are no restrictions that limit the ability to pay dividends on common equity or that are likely to do so in the future.

RECONCILIATION OF RETAINED EARNINGS AVAILABLE FOR DIVIDEND DECLARATION FOR THE REPORTING PERIOD ENDED DECEMBER 31, 2023

	Amount
Unappropriated retained earnings, beginning of reporting period	P33,350,000
Add: Category A: Items that are directly credited to unappropriated retained earnings (deficit)	—
Less: Category B: Items that are directly debited to unappropriated retained earnings (deficit)	—
Unappropriated retained earnings (deficit), as adjusted	33,350,000

Add:	Net income for the current year	14,211,040
Less:	Category C.1: Unrealized income (loss) recognized in the profit or loss during the reporting period (net of tax)	—
	Day 1 difference on loan payable, net of amortization	(8,849,142)
	Equity in net loss of associate	3,846,095
Add:	Category C.2: Unrealized income recognized in the profit of loss in prior reporting periods but realized in the current reporting period (net of tax)	—
Add:	Category C.3: Unrealized income recognized in profit or loss in prior periods but reversed in the current reporting period (net of tax)	—
Adjusted Net Loss		9,207,993
Add:	Category D: Non-actual losses recognized in profit or loss during the reporting period (net of tax)	—
Add/Less:	Category E: Adjustments related to relief granted by the SEC and BSP	—
Add/Less:	Category F: Other items that should be excluded from the determination of the amount of available for dividends distribution	—
Total retained earnings, end of the reporting period available for dividend		₱42,557,993

Recent Sale of Unregistered Securities

There was neither sale of unregistered securities nor issuance of securities constituting an exempt transaction within the last three years.

Item 6. Management's Discussion and Analysis or Plan of Operation

Plans and Prospects for 2024

Expansion of Fiber Air Broadband Connectivity

The Company is actively expanding its Fiber Air broadband offerings to a wide range of customer bases, including residential, commercial, and enterprise segments. The Company aims to broaden its market presence and enhance service delivery by partnering with additional multi-dwelling units (MDUs) and industrial parks. This strategy ensures superior Internet connectivity services, exceeding our valued customers' expectations. The Company is focused in its expansion and underscores its commitment to growth and leadership in the competitive broadband industry.

Advancement in Software and IT Services

The Company is bolstering its IT and cloud-based service offerings, especially targeting the enterprise market. This involves strategic partnerships with leading global technology firms, covering a diverse array of enterprise solutions from customer relationship management (CRM) and financial software to forefront technologies like artificial intelligence. This initiative is a testament to the Company's dedication to innovation and excellence in the cloud services domain.

Integration of New Technology Partnerships

To enrich the Company's service portfolio, the Company is integrating new technology partners, focusing on offering high-value technical services such as cybersecurity. This move is aligned with the Company's goal to address the comprehensive needs of the enterprise market, ensuring robust and secure IT solutions. By embracing these partnerships, the Company is set to provide cutting-edge services that meet the evolving demands of its customer base.

Workforce Expansion to Support Growth

With the growing demand for broadband connectivity and IT Managed services, including advanced cybersecurity solutions, the Company is committed to expanding its workforce. This entails augmenting our sales, engineering, and marketing teams to enhance operational efficiency and solidify the Company's competitive stance in the evolving market.

Plans and Prospects for 2023

Expansion of Fiber Air Business

With an unwavering focus on expanding its Fiber Air broadband connectivity to a diverse range of customer segments, including residential, commercial, and enterprise sectors, the Company is committed to fortifying its market reach and penetration. To this end, the Company intends to accelerate its coverage expansion initiatives in its current location by forging partnerships with more multi-dwelling units (MDUs) and industrial parks, thereby enabling it to deliver unparalleled Internet connectivity services that meet and exceed the expectations of its valued customers. This strategic move bears witness to the Company's acumen and sagacity, which are key enablers of its sustained growth and success in the dynamic and highly competitive world of broadband connectivity.

Expansion of Software and IT Services

The Company maintains its unwavering commitment to augmenting its IT and other cloud-based services which caters to the enterprise segment, by forging partnerships with global technology firms. With this end in view, the Company shall actively pursue collaborations with firms specializing in a broad spectrum of enterprise solutions, ranging from customer relationship management (CRM) to finance and accounting software, as well as emerging technologies such as artificial intelligence software, and other value-added services that cater to the evolving needs of the enterprise domain. This strategic imperative, reflective of the Company's vision, underscores its unflagging quest for excellence and innovation in the realm of cloud-based services.

Increase of Manpower

Due to the burgeoning demand for broadband connectivity and IT Managed services, the Company endeavors to bolster its human resource capacity by augmenting its sales, engineering, and marketing departments. The Company recognizes that this strategic imperative is pivotal to optimizing its operational efficiency and enhancing its competitive edge in a dynamic and evolving business landscape. As such, it shall be expeditiously executing its recruitment and staffing initiatives to ensure that its workforce is optimally aligned with the changing needs of the market, thereby cementing its position as a trailblazer in the realm of broadband and IT services.

Plans and Prospects for 2022

Expansion of Fiber Air Business

The Company continues to expand its Fiber Air broadband connectivity coverage to enterprises, residential, and commercial buildings. The Company has identified hyper-growth areas especially in the sub-urban areas such as Laguna, Cavite, and Batangas in the South, and Caloocan, Valenzuela, Bulacan, and Pampanga to the North. These target areas are part of the new territories that NOW would want to expand its service.

Expansion of its Software Collaboration Business

The Company continues to seek partnerships with global technology firms so it can provide world-class cloud-based services to the enterprise segment. As such, the Company shall pursue partnering with firms offering enterprise solutions such as CRM, finance and accounting software, artificial intelligence software, and other value-added services targeting the enterprises.

Beef-up Operations

The Company continues to beef-up its operational capacity in order to expand the delivery of its broadband connectivity services to other areas. In addition, the Company aims to expand its internal capacity to market, to sell, and deliver cloud-based services, technical services, and IT Manpower. The Company continues to train its employees in order to be updated with the latest trends, technologies, and techniques in order to carry out the services demanded by the clients. The Company has also implemented an upgrade of its network by implementing cybersecurity measures and protocols.

Forged partnerships with global technology providers

The Company continues to leverage on its partnership with global media, technology and information technology companies. The Company is seriously considering to offer ICT solutions and services especially in the areas of smart cities, digital transformation consulting services, artificial intelligence, data analytics, and cybersecurity.

Key Performance Indicators

Ratio	Formula	2023	2022
Current Ratio	Total current assets	₱890,722,458	₱702,622,881
	Divided by: Total current liabilities	533,363,234	637,867,174
	Current Ratio	1.67	1.10
Acid Test Ratio	Total current assets	₱890,722,458	₱702,622,881
	Less: Contract assets	1,370,685	1,370,685
	Other current assets	48,079,612	40,543,852
	Quick assets	841,272,161	660,708,344
	Divide by: Total current liabilities	533,363,234	637,867,174
	Acid Test Ratio	1.58	1.04
Solvency Ratio	Net income after depreciation and amortization	₱18,741,262	₱9,163,531
	Add: Depreciation and amortization	12,783,725	10,817,099
	Net income before depreciation and amortization	31,524,987	₱19,980,630
	Divided by: Total liabilities	918,227,725	756,582,372
	Solvency Ratio	0.03	0.03
Debt-to-Equity Ratio	Total liabilities	₱918,227,725	₱756,582,372
	Divided by: Total equity	2,188,680,276	2,169,936,120
	Debt-to-Equity Ratio	0.42	0.35
Asset-to-Equity Ratio	Total assets	₱3,106,908,001	₱2,926,518,492
	Divided by: Total equity	2,189,641,800	2,169,936,120
	Asset-to-Equity Ratio	1.42	1.35
Interest Rate Coverage Ratio	Pretax income before interest	₱50,843,640	₱31,754,886
	Divided by: Interest expense	24,003,900	17,098,524
	Interest Rate Coverage Ratio	2.12	1.86
Return on Equity	Net income	₱18,741,262	₱9,163,531
	Divided by: Average total equity	2,188,680,276	2,165,373,740
	Return on Equity	0.009	0.004

(Forward)

Ratio	Formula	2023	2022
Return on Assets			
	Net income	₱18,741,262	₱9,163,531
	Divided by: Average total assets	3,016,713,247	2,875,227,937
	Return on Assets	0.006	0.003
Net Profit Margin			
	Net income	₱18,741,262	₱9,163,531
	Divided by: Revenue	191,784,470	202,543,588
	Net Profit Margin	0.10	0.04

There are no known trends, demand, commitments, events or uncertainties that will have a material impact on the Company's liquidity, nor any events that will trigger direct or contingent financial obligation that is material to the Company, including any default or acceleration of an obligation. No material off-balance sheet transactions, arrangements, obligations (including contingent obligations), and other relationships of the company with unconsolidated entities or other persons created during the reporting period.

There are no known trends, events or uncertainties that have had or that are reasonably expected to have a material favorable or unfavorable impact on net sales/revenues/income from continuing operations. There are no significant elements of income or loss that did not arise from the Company's continuing operations.

Information on Independent Accountant

The auditing firm of Reyes Tacandong & Co is the incumbent external auditor of the Company for the calendar year 2023 and is being recommended for re-appointment at the scheduled annual meeting of the shareholders. Representatives of the said firm are expected to be present at the Annual Stockholders' Meeting and will have the opportunity to make a statement if they desire to do so and are expected to be available to respond to appropriate questions.

There had been no disagreements by and between the Company and the current external auditor regarding accounting policies and financial disclosures of the Company.

Audit and Audit Fees

The aggregate fees billed for the current fiscal year ended 2023 for professional services rendered by the Reyes Tacandong & Co. for the audit of the Company annual financial statements is Php1,030,000.

The aggregate fees billed for each of the last two (2) fiscal years for professional services rendered by Reyes Tacandong & Co. for the audit of the Company annual financial statements is Php1,000,000 and Php900,000 for 2022 and 2021 respectively.

The external auditor does not render any other assurance and services related to the performance of the audit nor does it render any professional service for tax accounting, advice, planning and any other form of tax services.

Results of operations

Year 2023

Total consolidated revenues in the year 2023 amounted to Php191.784 million. There was a 5% decrease from last year's Total revenue of Php202.543 million. Although there was a decrease in Service revenue by 4% or by Php7.946 million from last year figure of Php 195.461 million to Php 187.514 million in 2023, Revenues from Broadband services increased by 6% from Php87.742 million to Php93.303 million in 2023. Also the revenues from the IT Manpower and Resource Augmentation has moved up by 36% from Php14.679 million to Php19.971 million in 2023. Service revenues mainly pertain to broadband services and income earned from the deployment by the Company of professionals to its clients to render IT-related solutions

and services. However, Sales of Software Licenses continue to slow down with a decrease of Php2.813 million from Php7.083 Million to Php4.270 million in 2023.

Cost and Expenses in 2023 is Php167.589 million, which is Php11.420 million lower or 6% decrease from last year's Cost and Expenses of Php179.009 million. This was brought about by a decrease in Cost of Sales and Services of Php11.927 Million or 11% from Php 105.563 Million in 2022 to Php 93.635 Million in 2023. Whereas, Operating expenses has a minimal increase of Php0.507 Million or 0.69% from Php73.446million in 2022 to Php73.953 million in 2023. Of the total operating expenses 33% is salaries and employees benefits (Php24.715 Million); 17% is Depreciation and amortization (Php12.784Million) and 13% is for Professional Fees (Php9.756 Million).

Net income after tax jumped by 105% or by Php9.578 million from Php9.163million in 2022 to Php18.741million in 2023. Net profit margin is at 10% and 4.5% of revenue in 2023 and 2022, respectively.

As of December 31, 2023, the total consolidated assets of the Company stood at Php3.107 Billion which is 6% higher than 2022. Current Assets increased by Php188.1 million or 27% in 2023. Trade and Other Receivables increased by 14% and the Due from related parties is higher than 40% as at December 31, 2023 as compared to 2022. While Noncurrent assets decreased by 0.35% to Php2.216 billion from P2.224 billion in 2022.

Current liabilities decreased by Php104.5 million or by 16% from Php637.867 million to Php533.363 million as of 2023. While Non-Current Liabilities increased by 224% from last year figure of Php118.7 million. This was largely caused by the reclassification of the Php221 million loan from short-term to long term loan.

The BOD approved to convert its ₱221.0 million advances from VI to a 1-year interest-bearing loan renewable with interest based on prevailing market rates, effective May 24, 2022, instead of converting it into equity as previously approved on July 1, 2021. On April 29, 2023, NOW Corporation and Velarde, Inc entered into an agreement to extend the maturity date and set the interest period and monthly repayment period of the loan starting January 2, 2025 up to January 1, 2030 with interest based on prevailing market rate.

In 2021, the Parent company availed of chattel mortgage loans aggregating ₱7.1 million from RCBC for purchases of transportation equipment, which serves as the properties mortgaged. The loans are to be settled in 60 equal monthly payments, have a term of five (5) years and bears interest rates ranging from 9.43% to 10.35% per annum.

In 2022, the Parent Company further availed of chattel mortgage loans aggregating ₱6.6 million from the same bank. The loans are to be settled in 60 equal monthly payments, have a term of 5 years and bears interest rate of 9.44% per annum.

On February 10, 2021, the Parent Company secured a set of short-term loans totaling ₱50.0 million with interest rate of 6.50% per annum and six (6) months term. The loans were subsequently renewed and is maturing in July 2023. The Group settled a portion of the loans amounting to ₱17.5 million and renewed the remaining Php32.5 million for another six (6) months at an annual interest rate of 8.00%. The Group consequently secured another set of loans in 2023 aggregating ₱17.5 million with an annual interest rate of 8.00% and six (6) months term.

The Parent Company availed of a secured, short-term loan amounting to ₱50.0 million with UnionBank in 2021. The loan was subsequently renewed for another year with the latest maturity date until March 22, 2024 with an annual interest rate of 8.13%.

On October 31, 2018, the Parent Company obtained a five-year, secured, ₱50.0 million loan agreement with PSBC which is to be settled in 36 monthly payments starting February 2021 until January 2024. The loan carries an interest rate of 8% per annum. The loan was fully settled on January 2024.

On June 16, 2022, the Parent Company further obtained a six-year, secured, ₱10.0 million loan which is to be settled in 10 semi-annual payments starting January 2024 until maturing in June 2028. The loan carries an interest rate of 9% per annum.

On December 6, 2023, the Parent Company availed of additional five-year P=75.0 million loan which is to be settle in 60 monthly payments starting January 2024 until maturity in December 2028. The loan carries an interest rate of 11% per annum.

As at December 31 2023, the total Assets stood at Php3.107 billion, Liabilities at Php918.228 million and Equity at Php2.189billion.

The Company's Liquidity Ratio improved wherein Current Ratio stood at 1.67 from 1.1 in 2022, while Acid Test Ratio stood at 1.58 from 1.04 of the same period last year, due to classification of the Php221M from Short-term to Non-current Liabilities.

The Company's Return on Equity in 2023, and 2022 was at 0.9% and 0.4% respectively.

A further analysis indicates that NOW Corp.'s Asset to Debt Ratio stood at 3.38; while its Debt to Asset Ratio stood at 0.30 in 2023.

Year 2022

Total consolidated revenues in the year 2022 is Php202.543Million, increased by 3% or by Php6.140 Million from last year's revenue of Php196.404 Million. Service revenue increased by 5% or by Php4.585 Million from last year figure of Php 97.836 Million to Php 102.421 Million in 2022. Service revenues mainly pertain to broadband services and income earned from the deployment by the Company of professionals to its clients to render IT-related solutions and services. Broadband services increased by 3% from Php85.001 million to Php87.742 Million in 2022. Sales of Software Licenses slow down with a decrease of Php2.245 Million from Php9.328 Million to Php7.083 million in 2022. While the revenues from the IT Manpower and Resource Augmentation have moved up by 14% from Php12.836 million to Php14.679 million in 2022.

Cost and Expenses in 2022 is Php179.009 Million, which is a Php4.790Million or 3% decrease from last year's Cost and Expenses of Php183.799Million. This was brought about by a decrease in Cost of Sales and Services of Php10.392 Million or 9% from Php 115.955 Million in 2021 to Php 105.563 Million in 2022. Whereas, Operating expenses has increased by Php5.602 Million or 8% from Php67.844Million in 2021 to Php73.446 in 2022 wherein 34% is salaries and other benefits (Php24.749 million), 15% Depreciation and amortization (Php10.817Million) and 15% is professional fees (Php11.009 Million).

Net income after tax jumped by 15% of by Php1.217million from Php7.946million in 2021 to Php9.164million in 2022. Net profit margin is at 4.47% and 4.05% of revenue in 2022 and 2021, respectively.

As of December 31, 2022 the total consolidated assets of the Company stood at Php2.927 Billion which is 4% higher than 2021. Current Assets increased by Php96.209 million or 16% in 2022. This increase was due to Trade and other receivables which is higher by 23%, and Due from related parties which is higher than 10%. While Noncurrent assets remains at Php2.2billion.

Current liabilities increased by Php318.1 million or by 24.43% from Php319.755 million to Php637.867 million as of 2022. This was largely caused by the approval of the Board of Directors on May 24, 2022 for the reversal of the previously approved conversion to equity of Php221million advances from Velarde, Inc. On the said date, the board likewise approved the conversion of the said advances into a loan with a term of one year.

In 2021, the Parent company availed of chattel mortgage loans aggregating ₱7,103,200 from a local bank for purchases of vehicles, which serves as the properties mortgaged. The loans have a term of five (5) years and bears interest rates ranging from 9.43% to 10.35% per annum.

In 2022, the Parent Company further availed of chattel mortgage loans aggregating ₱6,616,000 from the same bank for the same purpose. The loans have a term of 5 years and bears interest rate of 9.44% per annum.

On December 22, 2016, the Company availed of a chattel mortgage amounting to Php564K from a local universal bank for the purchase of a vehicle, which serves as the property mortgage. The new loan requires 60 monthly repayments until November 23, 2021.

The Parent Company availed of an unsecured, short-term loans aggregating ₱50.0 million with Land Bank. The loans carry annual interest rates ranging from 6.50% to 9.75% in 2020 and 4.80% to 7.35% in 2019 (4.80% to 6.74% in 2018) and have maturity dates ranging between three (3) months and six (6) months. The loan was fully paid on January 15, 2021. On February 10, 2021, the Parent Company secured another set of short-term loans totaling ₱50.0 million with Land Bank which was subsequently renewed and is maturing in July 2023.

In October 2018, the Company obtained a term loan of Php50 Million with 8% fixed interest rate from a local universal bank for use in acquisition of capital assets. The company started the monthly repayment of the principal in 2021. On June 16, 2022, the Parent Company further obtained a six-year, unsecured, ₱10.0 million loan agreement with the same local bank maturing on June 16, 2028. The loan carries an interest rate of 9% per annum.

In 06 October2021, the Company obtained a short-term loan of Php50 Million from Unionbank of the Philippines with a floating interest rate of 4.5% per annum to be used for working capital requirements of the company. The loan was subsequently renewed by one (1) year or until September 30, 2023.

As at December 31 2022, the total Assets stood at Php2.927 billion, Liabilities at Php756.582 million and Equity at Php2.170 billion.

The Company's Liquidity Ratio wherein Current Ratio stood at 1.10 from 1.90 in 2021, while Acid Test Ratio stood at 1.04 from 1.78 of the same period last year, due to the result of the May 2022 reversal of debt to equity conversion and reclassification to Short-term liabilities.

The Company's Return on Equity in 2022, and 2021 was at 0.42% and 0.37% respectively.

A further analysis indicates that NOW Corp.'s Asset to Debt Ratio stood at 3.87; while its Debt to Asset Ratio stood at 0.26 in 2022.

Year 2021

The consolidated revenue for the year 2021 amounted to Ph196.404million, there is a decrease of 3% from previous year's Ph201.723million. The revenue from broadband services has increased to Ph85.001million in 2021, higher by Ph1.693million or 2% from Ph83.308million in 2020. The COVID-19 pandemic has continued to hit the IT manpower and resource augmentation which revenues has decreased by Ph5.275million or 29% from Ph18.111million in 2021 to Ph12.836 million in 2021. Sales of software licenses has also decreased by 16% or by Ph1.737 million.

The net income after tax increased by 70% or by Ph3.269million from last year's Ph4.667million to Ph7.946million in 2021. There is a decrease of gross profit of 13% from Ph92.620million in 2020 to Ph80.449million in 2021. Cost of sales and services during the year amounted to Ph115.955 million, higher by 6% or Ph6.851 million compared to the Ph109.103 million cost of sales and services level posted for the year ended December 31, 2020. Due to cost cutting measure implemented during the year, the general and administrative expenses for the year 2021 has decreased to Ph67.844 million or 12% lower from last year's Ph77.448million. This decrease in 2021 was mainly due to the decrease in professional fees and advertising and promotion by 17% and 54% respectively.

As of December 31, 2021, the total consolidated assets of the Company stood at Ph2.824 billion compared with last year's Ph2.720 billion, an increase by Ph103.481 million or 4%. Current Assets increased by Ph83.517 million or 16%, from Ph522.896 million in 2020 to Ph606.414 million in 2021. The increase in Current Assets was mainly due to the increase in Due from Related Parties from Ph167.001million in 2020 to Ph211.231 million in 2021. Trade and other Receivables increased by 10% from Ph305.818 million in 2020 to Ph337.025million in 2021. Non-current Assets stood at Ph2.217million in 2021.

Current liabilities decreased by Ph127.738 million or 29%, from Ph447.493 million in 2020 to Ph319.755 million in 2021. This was brought by the decrease in the Due to Related party from Ph196.700 million in 2020 to Ph10.391 million in 2021. One Major factor also was the increased in current portion of loans payable due to the availment of Ph50million short-term loan from Unionbank last quarter of 2021.

Noncurrent Liabilities increased from Ph134.669million in 2020 to Ph343.371 million in 2021. The increase was due to the reclassification of Ph221Million as Deposit for future stock subscription under non-current liabilities. On October 31, 2018, the Parent Company signed a five-year ₱50,000,000 loan agreement with PSBC maturing on October 31, 2023. The loan is secured by a real estate and carries an interest rate of 8% per annum. The company started the monthly payment of its principal in February 2021.

On December 22, 2016, the Company availed a chattel mortgage amounting to Ph564K from a local universal bank for the purchase of a vehicle, which serves as the property mortgage. The loan requires 60 monthly repayments until November 23, 2021.

In 2021, the Parent company availed of chattel mortgage loans aggregating ₱7,103,200 from RCBC for purchases of vehicles, which serves as the properties mortgaged. The loans have a term of five (5) years and bears interest rates ranging from 9.43% to 10.35% per annum.

The Parent Company availed of an unsecured, short-term loans aggregating ₱50.0 million with Land Bank. The loans carry annual interest rates ranging from 6.50% to 9.75% in 2020 and 4.80% to 7.35% in 2019 (4.80% to 6.74% in 2018) and have maturity dates ranging between three (3) months and six (6) months. The loan was fully paid on January 15, 2021. On February 2021, the Parent Company secured another set of short-term loans totaling ₱50.0 million with Land Bank.

Total consolidated assets as of December 31, 2021 stood at Ph2.824 billion, with Liabilities at Ph663.126 million and Equity at Ph2.161 billion.

Current assets increased by 16% and current liabilities decreased by 29% resulting to an increase of the Company's Liquidity Ratio wherein Current Ratio stood at 1.90:1 and 1.17:1, while Acid Test Ratio stood at 1.78 and 1.10 for the years 2021 and 2020 respectively.

The Company's Return on Equity for the year ended, 2021 and 2020 was at 0.37% and 0.22%, respectively. A further analysis indicates that NOW Corp.'s Asset to Equity Ratio stood at 1.31x and 1.27x; while its Debt to Equity Ratio stood at 0.31x and 0.27x for the year 2021 and 2020 respectively.

Item 7. Financial Statements

The audited consolidated financial statements are attached as Annex "A".

Item 8. Changes in and Disagreements with Accountants on Accounting and Financial Disclosure

There had been no disagreements with Reyes Tacandong & Co. with regard to accounting policies and financial disclosures of the Company.

PART III - CONTROL AND COMPENSATION INFORMATION

Item 9. Directors and Executive Officers of the Issuer

Under the By-Laws of the Company, the members of the Board of Directors shall hold office for a term of one (1) year until their successors shall have been elected and qualified.

Board of Directors

Mel V. Velarde, age 60, Filipino, Chairman. He served as President and CEO prior to his election as Chairman. He is also Chairman of the Asian Institute of Journalism and Communication. He served as Philippine Commissioner to the United Nations Educational, Scientific and Cultural Organizations ("UNESCO") and Chairperson of the Committee on Science and Technology. Mr. Velarde has built his career in broadcasting, cable TV, telecommunications and information communications technology. He was former Executive Vice President and General Manager of SkyCable, a cable TV company that became the largest in the Philippines. He obtained his Bachelor of Arts in Liberal Studies Major in Interdisciplinary Studies (Summa Cum Laude) at Boston University, Massachusetts, US. He completed the Owner/President Management Program at the Harvard Business School, Harvard University, Cambridge, Massachusetts. He has also completed courses leading to a Masters Degree in Business Economics at the University of Asia and the Pacific. In addition, he took up the following executive courses: Wealth Management at Wharton Business School, University of Pennsylvania; Strategic Finance, University of Michigan; Corporate Restructuring and Business Transformation at Harvard Business School; Managing Businesses in China, Tsinghua University and Harvard Business School; Directing Documentaries at the London School of Film and Television; Broadcasting and Cable Television, Satellite Communications, Data and Internet Communications at the United States Telecommunications Training Institute (USTTI); Cybersecurity: Planning, Implementing and Auditing of Critical Security Controls (SANS, Washington D.C.) and Advanced and Competitive Sailing Certifications at the Swain Sailing School at Tortola, the British Virgin Islands, Caribbean.

Francis Xavier la'O Manglapus, age 68, Filipino, Vice Chairman appointed member of the Board of Directors on 10 February 2021. Educated at Cornell University, Hotel and Restaurant Management, he became the first Materials Manager of the Inter-Continental Hotel Chain in New York City, computerizing the purchasing requirements of the world-wide chain. He shifted careers, and joined Merrill Lynch as a financial consultant during the stock market boom in the 1980's. In the late 90's he became President of a boutique financial advisory firm, Management Exchange Corporation, specializing in asset-backed securities. He was Chairman of the Board of Prime Savings Bank, and also became Chairman of the Board of Bataan Shipyard and Engineering Company.

Thomas G. Aquino, age 75, Filipino, Director. He is a Senior Fellow at the Center for Research and Communications, a multidisciplinary policy group at the University of Asia and the Pacific, Chairman of the Board of Trustees of the REID Foundation, and Trustee of the Asian Institute of Journalism and Communications. He is an Independent Director of ACR Inc., A Brown Company, Holcim Phils., and Pryce Corporation. Dr. Aquino served as Acting Secretary and Senior Undersecretary of the Department of Trade and Industry and Governor of the Board of Investments. He supervised the country's international trade promotions, international trade negotiations in the World Trade Organization (WTO) and in the ASEAN Free Trade Area (AFTA) as well as the bilateral trade talks with the country's major economic partners. He was lead negotiator for the country in the Japan-Philippines Economic Partnership Agreement and was country representative to the High Level Task Force on ASEAN Integration culminating in the ASEAN Economic Community. For government service, Dr. Aquino was conferred the Presidential Service Award (or Lingkod Bayan) for extraordinary contribution of national impact on public interest, security and patrimony and was recipient of the Gawad Mabini Award with the rank of Grand Cross (or Kamanong) for distinguished service to the country both at home and abroad. He obtained a Doctorate in Business Administration in 1980 from the IESE Business

School, University of Navarre in Spain, an MS in Industrial Economics in 1972 from the CRC Graduate School, now University of Asia and the Pacific, and an AB in Economics in 1970 from the School of Economics, University of the Philippines.

Henry Andrews B. Abes, age 55, Filipino, was elected member of the Board of Directors on 01 August 2020. He was elected as President and CEO on 24 June 2021. His corporate career spans more than 30 years in the field of technology and telecommunications, online media, and commercial real estate. He rose from the ranks and eventually headed the residential sales group of Skycable in 1997. In 1999, he became the Vice-President and COO of One Virtual Corporation which pioneered in providing 2 way satellite broadband internet services mainly to private schools and ISPs throughout the country. In 2002, he became the Vice-President and Head of Customer Operations of Nextel Communications Philippines Inc (eventually NOW Telecom Company, Inc.) handling Sales and Marketing, Customer Care, and Revenue Assurance. In 2006, he became the General Manager of PLDT Subic Telecom. In 2009, he set-up all sales, marketing, and business development functions of the Corporate Sales Department of Wi-Tribe Telecoms Inc (formerly Liberty Broadcasting Network Inc.). In 2012, he assumed the position of Business Unit Head and Vice-President for Sales of NTT Ltd. Philippines (formerly DTSI Group) focusing on the Business Process Outsourcing and Global In-House Center Market which contributed 70% of the company's revenue. Mr. Abes obtained his Bachelor of Arts in Political Science at the Ateneo de Manila University. He also took law courses from San Beda College of Law and executive courses in Strategic Leadership from Harvard Business Publishing, Sales Management from University of Michigan Business School, and Strategic Marketing and Total Quality Management from Asian Institute of Management.

Vicente Martin W. Araneta III, age 60, Filipino, Director and Chief Risk Officer. He also serves as Director and President of Facilities, Inc. and as Chairman of Real Properties, Inc., the holding company of Facilities, Inc. and owner of the Summit One Tower, Facilities Centre and Palladium Subdivision. He is also a member of the Board of Directors and Chief Financial Officer of ActivAsia, Inc., a 360-degree marketing services company specializing in events, point-of-sale and channel activation. He is an incorporator founding member, Treasurer and Director of the Philippine Chamber of Commerce and Industry – Pasig City, Inc. He serves as director of Arribadigital, Inc. and ActivCare Home Health Solutions, Inc. He is also a member (on-leave) of the Management Association of the Philippines and of the Chamber of Real Estate and Builders Associations Inc. Mr. Araneta is a member of the Ateneo Alumni Association, Inc. and served as a member of its Board of Directors for the period 2005-2007 (served as President in 20026) and 2009-2012. He is an incorporator of the Mandaluyong Business Foundation. Mr. Araneta also served as Director for the period 2004 to 2005 of the Philippine Science High School Foundation.

Gerard Bnn R. Bautista, age 60, Filipino, Director, was elected as a member of the Board of Directors on 07 June 2012. He is Chairman of the University of Baguio Foundation, partner at Bnn Bautista Architects, Charter Member of the Rotary Club of Makati Greenbelt and a member of other groups like the Harvard Architectural Society, the Harvard Alumni Entrepreneurs and the Philippine Jaycees. He was President of the Makati Jaycees. He has a degree in BS Architecture from the University of the Philippines, studied Information Technology at the Ateneo Grad School of Business, Financial Forecasting at the UA&P, Finance and Management of Family Corps at the AIM, Financial Planning at the Harvard Kennedy School and School Planning and Design at the Harvard Graduate School of Design. He is the founder of Porsche Carrera R and a member of the Rockwell Club and Baguio Country Club.

Angeline L. Macasaet, age 51, Filipino, Director. She is concurrently the Corporate Secretary, Chief Legal Officer and Acting Compliance Officer. She is a member of the Philippine Bar. She is also member of of the Board of NOW Telecom Company, Inc., the Company's associate. She ensures the compliance of these companies with all regulatory requirements as well as the legal requirements involving specific transactions. Her extensive engagement involves all forms of litigation and in all for a In addition to litigation, Ms. Macasaet has corporate practice all the way to the more complex engagements of management buy-outs, corporate mergers and share swap.

Independent Directors

Domingo B. Bonifacio, age 70, American, Independent Director, was first elected as Independent Director on 20 January 2017. He is currently the Executive Vice President and General Manager of Automated Technology (Phil) Inc. (ATEC) Connectivity Division and Member of Board Directors. From 2014-2015, he was President of Cirtex Advanced Technologies and Solutions, Inc. From 2005-2014, he served as the President and CEO of REMEC Broadband Wireless International, Inc. From 2001-2005, was the President and CEO of REMEC Manufacturing Philippines, Inc and from 1996-2001, he was the Founder, CEO and President of Pacific Microwave Corporation and 1989-1995, he served as Director of Operations of Optical Microwave Networks, Inc (OMNI – USA). He obtained his B.S. Electronics and Communications degree from the University of Santo Tomas and passed the Electronics and Communication Engineering Licensure Examination in 1977. He continued his education in Microwave Engineering in 1978-1979 by enrolling in the University of California, Berkley, CA. USA.

William T. Torres, age 91, Filipino, Director. Dr. Torres obtained his undergraduate degree from the Mapua Institute of Technology (now Mapua University) graduating at the top of his class in Mechanical Engineering. He started his professional career in the field of education, teaching in Mapua and then later in the Ateneo de Manila University. Awarded a Fulbright-Hays

Grant in 1966, he pursued and eventually obtained both Master of Science and Doctor of Philosophy degrees in Computer Sciences from the University of Wisconsin-Madison, USA. He taught for an academic year at Wayne State University in Detroit, Michigan. At the Development Academy of the Philippines he served as Vice-President and later as Senior Vice-President for Operations. He was appointed Managing Director of the National Computer Center in the late 80s. Mr. Torres he has been actively involved in private ICT consulting practice. He joined National Steel Corporation first as consultant and then later as IT head. He was co-founder of the Philippines' first commercial ISP (MosCom) in 1994, was President until he retired in 2008. Currently, in addition to occasional consulting engagements, he is involved as a member of the National Academy of Science and Technology and of the Philippine Electronics and Telecommunications Federation (now Philippine Information Communications Technology Organization), is Vice-Chairman of the Board of Trustees of MFI Polytechnic Institute and of the Asian Institute of Journalism and Communication. Dr. Torres has served as a member of the Board of Trustees of the Mapua Institute of Technology from 2002 to 2010 and continues as Distinguished Professor, School of Information Technology.

Colin Ross Christie, age 64, British, is a nominee as Independent Director, has held senior executive posts in the Philippines and USA, including serving as CEO and board member of private and publicly-traded companies. He is the Executive Director of Global Chamber® Manila and is the founder and past-President of the Board of Trustees of the Analytics Association of the Philippines. He previously served on the Board of Trustees of the Healthcare Information Management Association of the Philippines (HIMAP) and was one of its founders. He is co-founder and Chairman of Navix Health Inc., a provider of a fully unified platform for behavioral health software powered by AI. He is a Director of Lifetrack Medical Systems Inc, an award-winning provider of a next-generation and patented distributed radiology platform. He is a co-founder and Director of Medcode Inc., the leading Philippines provider of training solutions in medical coding. He served as Director of Digital Transformation for Enderun Colleges and as a member of the faculty for the College of Business, Technology, Entrepreneurship, and Economics. He was the founder and CEO of MxSecure Philippines, Inc., an early pioneer in the Philippines BPO sector. Mr. Christie is a frequent speaker at business and education conferences. He earned his Bachelor of Science in Chemical Engineering from the University of California, Berkeley.

Gary Anderson, 70, American, incoming director, has a broad business background in investment banking, construction, manufacturing, energy and real estate having held management positions in both public corporations and privately held businesses both domestically and internationally. Mr. Anderson has an extensive experience in general management, strategic planning, finance, marketing, operations and labor relations having served as a Trustee on multi-employer benefit trusts, as a member of environmental rules steering committees at the EPA and the Southern California Air Quality Management District and as a Corporate officer and director. He holds a Bachelor Degree in Economics from the University of Southern California and a Masters Degree in Business Management from the Asian Institute of Management.

Identity of Significant Employees

There is no person who is not an executive officer who is expected to make a significant contribution to the business of the Company.

Family Relationship

None of the Advisors, Executive Officers and Management employees are related by affinity or consanguinity.

Involvement in Certain Legal Proceeding

The Company is not a party to any administrative, civil or criminal litigation or proceeding pending or threatened against or relating to the Company in any of the courts in the Philippines or abroad.

Item 10. Executive Compensation

The aggregate compensation of executive officers and directors of the Company for the year 2023 and 2022, and the estimated compensation for the year 2024 are as follows:

ACTUAL	2023			2022
	COMPENSATION	OTHERS	TOTAL	TOTAL
A. Five (5) most highly compensated Executive Officers	7,975,227	1,273,008	9,248,235	9,025,351
All directors and executive officers as a Group unnamed	1,464,583	303,707	1,768,291	1,756,971

PROJECTED	2024		
	COMPENSATION	OTHERS	TOTAL
A. Five (5) most highly compensated Executive Officers	8,373,988	1,336,659	9,710,647
All directors and executive officers as a Group unnamed	1,537,812	318,893	1,856,705

The following are the 5 highest compensated directors / executive officers of the Company for the year 2023:

1. Rene L. Rosales 2. Mel V. Velarde, 3. Angeline L. Macasaet, 4. Henry Andrews B. Abes 5. Joel N. Gonzales.

Except Mr. Mel V. Velarde, Mr. Francis Xavier L. Manglapus, Mr. Henry Andrews B. Abes, and Ms. Angeline L. Macasaet, none of the other members of the board of directors received any compensation or salary except for per diem every board meeting.

Standard Arrangement

Other than payment of reasonable per diem, there are no standard arrangements pursuant to which directors of the Company are compensated, or are to be compensated, directly or indirectly for any services rendered provided as a director/executive officer for the last completed fiscal year and the ensuing year.

Other Arrangement

There are no other arrangements pursuant to which any director of the Company was compensated, or is to be compensated, directly or indirectly, during the Company's last completed fiscal year, and the ensuing year, for any service provided as a director.

Outstanding Warrants or Options Held by the Company's CEO, the Executive Officers and Directors

None. However, during the June 6, 2019 annual meeting, the stockholders approved the creation of Employee Stock Option Plan (ESOP), certain features, terms and conditions of which favor the executive officers and directors. The Company's ESOP has not yet been finalized and implemented.

Item 11. Security Ownership of Certain Beneficial Owners and Management

Voting Securities and Principal Holders Thereof

The Company has outstanding common shares totaling 1,806,726,314 shares as of 31 March 2024.

Security Ownership of Certain Record and Beneficial Owners (More than 5% as of 31 March 2024)

Title of Class	Name, Address of Record Owner and Relationship with Issuer	Name of Beneficial Owner and Relationship with the Record Owner	Citizenship	No. of Shares Held	Percentage
Common	PDC Nominee Corporation	-	Filipino	1,125,971,304	62.32
Common	Top Mega Enterprises Limited Room 503 Fu Fai Commercial Centre, Hillier St., Sheungwan, Hong Kong	Romeo C. Escobar, Jr. - stockholder	Chinese	229,024,855	12.68

Common	Velarde, Inc. Unit 5-I, 5th Floor, OPL Building, 100 C. Palanca St., Legaspi Village, Makati City	Amparo V. Velarde, - Stockholder	Filipino	470,929,514	26.07
Common	Emerald Investments, Inc. Unit 5-I, 5th Floor, OPL Building, 100 C. Palanca St., Legaspi Village, Makati City	Amparo V. Velarde, Indirect stockholder	Filipino	250,644,360	13.87
Common	Gamboa Holdings, Inc. Unit 5-I, 5th Floor, OPL Building, 100C. Palanca St., Legaspi Village, Makati City	Amparo V. Velarde, - Indirect stockholder	Filipino	217,875,577	12.06

*Shares held by PCD Nominee Corporation includes 180,910,000 shares of Velarde, Inc.

Security Ownership of Directors and Management as of 31 March 2024:

The directors and officers of the Company have no security ownership in the capital stock of the Company other than the qualifying shares recorded in the names of the directors but beneficially owned by corporate shareholders:

Title of Class	Name of Beneficial Owner	Amount and Nature of Beneficial Ownership	Citizenship	Percent of class
Common	Thomas G. Aquino	1 (Direct)	Filipino	<.01
Common	Mel V. Velarde	10 (Direct)	Filipino	<.01
Common	Vicente Martin W. Araneta	1 (Direct)	Filipino	<.01
Common	Gerard Bnn R. Bautista	1 (Direct)	Filipino	<.01
Common	Henry Andrews B. Abes	1 (Direct)	Filipino	<.01
Common	Domingo B. Bonifacio	1 (Direct)	American	<.01
Common	Francis Xavier L. Manglapus	1 (Direct)	Filipino	<.01
Common	William T. Torres	1 (Direct)	Filipino	<.01
Common	Colin R. Christie	100,001 (Direct)	British	<.01
Common	Gary F. Anderson	1 (Direct)	American	<.01
Common	Angeline L. Macasaet	1 (Direct)	Filipino	<.01

None of the members of the Company's directors and management owns 2.0% or more of the outstanding capital stock of the Company.

Item 12. Certain Relationships and Related Transactions

None of the Advisors, Executive Officers and Management employees are related by affinity or consanguinity.

In the normal course of business, the following transactions have been entered into with related parties affecting consolidated statements of income:

	Nature of Transaction	Transactions during the Year		Outstanding Balances	
		2023	2022	2023	2022
Trade and other receivables					
Entities under common control	Infrastructure build-up services	₱65,000,000	₱80,000,000	₱418,094,228	₱358,395,429
	Management fees	9,000,000	9,000,000	109,201	99,201
Stockholder	Management fees	240,000	240,000	3,289,200	3,044,400
				₱421,492,629	₱361,539,030
Due from related parties					
Stockholders	Advances	₱—	₱3,982,292	122,634,179	₱123,765,578
	Interest	7,092,276	7,078,902	36,705,074	31,125,000

	Nature of Transaction	Transactions during the Year		Outstanding Balances	
		2023	2022	2023	2022
<i>Entities under common control</i>	Advances	97,858,307	9,983,934	165,294,549	76,816,979
				₱324,633,802	₱231,707,557
Accounts payable and other current liabilities					
	VAS and other service				
<i>Entities under common control</i>	agreements	₱51,308,298	₱62,865,057	₱—	₱—
	Advances	35,406,391	42,136,323	39,991,713	9,110,066
	Outside services	1,018,767	907,263	7,209,353	6,246,654
<i>Stockholders</i>	Interest	—	—	59,903,586	59,903,586
				₱107,104,652	₱75,260,306
Short-term and long-term loans and interest payable					
<i>Stockholder</i>	Principal	₱221,000,000	₱221,000,000	₱221,000,000	₱221,000,000
	Interest	11,171,521	6,048,740	11,171,521	6,048,740
				232,171,521	227,048,740
Due to related parties					
<i>Stockholders</i>	Advances	₱144,292,252	₱48,514,308	124,971,029	₱55,754,375
	Leases	—	—	2,896,778	2,896,778
<i>Entities under common control</i>	Leases	240,000	390,000	70,666	53,866
	Advances	—	—	339,606	339,606
	Services	—	—	605,212	605,212
				₱128,883,291	₱59,649,837

Please refer to the Notes on Related Party Transactions of the Notes to Consolidated Financial Statements of the 2023 Audited Financial Statements, which is incorporated herein in the accompanying Index to Exhibits.

PART IV – CORPORATE GOVERNANCE

Item 13. Corporate Governance

Per SEC Memorandum Circular No. 15 Series of 2017, the Integrated Annual Corporate Governance Report shall be due on or before 30 May 2024, hence not yet included in this report.

PART V - EXHIBITS AND SCHEDULES

Item 14. Exhibits and Reports on SEC Form 17-C

(a) Exhibits

The copy of audited consolidated financial statements is attached as Annex “A”. The Secretary’s Certificate certifying the authorized signatories for the Statement of Management Responsibility is attached as Annex “B” and the Sustainability Report as Annex “C”.

b) Reports on SEC Form 17-C

The following were the reports on SEC Form 17-C filed during the year 2023 until 1st Quarter of 2024:

Date	Particulars
20 January 2023	A Grant Agreement was signed between the United States of America, acting through the U.S. Trade and Development Agency and the Company’s associate, NOW Telecom Company, Inc. to fund a technical assistance (TA) and 5G pilot network launch. This deployment will support the development of a secure 5G stand-alone (SA) network infrastructure in the Philippines. The project objective involves key infrastructure components that include design of a nationwide stand-alone 5G wireless network and design

	and plan for a nationwide broadband network. The project advances priorities of the Partnership for Global Infrastructure and Investment and the Indo-Pacific Economic Framework, with the goal of developing, expanding, and deploying secure digital infrastructure to power economic growth and facilitate open digital societies.
10 March 2023	At its regular meeting, the Board of Directors approved the setting of the annual stockholders' meeting to be on 01 June 2023 with record date of 15 May 2023. The Board likewise approved the delegation to the Chairman, or in his absence the Vice-Chairman, to the President and to the Acting Chief Finance Officer, the authority to approve the 2022 audited financial statements of the Company.
27 April 2023	NOW Corporation, NOW Telecom Company, Inc. and Cisco International Limited signed a Memorandum of Understanding to collaborate on the development of 5G communication systems and networks. The joint effort aims to facilitate NOW's transformation into a digital service provider and mobile telecommunications provider and supports the pivotal role it plays in enabling the Philippines' 2030 Vision and National Transformation Plan.
03 May 2023	The Company and OneWeb Network Access Associates Limited, the Low Earth Orbit (LEO) satellite communications company signed a Memorandum of Understanding to bring high-speed, low-latency broadband connectivity to the Philippines.
01 June 2023	<p>The following were elected members of the Board of Directors during the Annual Meeting of the Stockholders held on 01 June 2023:</p> <ol style="list-style-type: none"> 1. Mel V. Velarde 2. Francis Xavier L. Manglapus 3. Henry Andrews B. Abes 4. Thomas G. Aquino 5. Vicente Martin W. Araneta III 6. Gerard Bnn R. Bautista 7. Domingo B. Bonifacio – Independent Director 8. William T. Torres – Independent Director 9. Colin R. Christie – Independent Director 10. Gary Frderick Anderson 11. Angeline L. Macasaet <p>During the said 01 June 2023 Annual Stockholders' Meeting, the shareholders present, in person or by proxy, unanimously approved/ratified the following items:</p> <ol style="list-style-type: none"> 1. Minutes of the Annual Stockholders' Meeting held on 02 June 2022; 2. Acts and resolutions of the Board of Directors and Management since the 02 June 2022 Annual Stockholders' Meeting up to the date of the annual meeting of stockholders on 01 June 2023; 3. 2022 Audited Financial Statements; 4. Re-Appointment of Reyes Tacandong & Co. as Independent External Auditor <p>During the said meeting, the shareholders present, in person or by proxy, unanimously approved/ratified the following items:</p> <ol style="list-style-type: none"> 1. Minutes of the Annual Stockholders' Meeting held on 02 June 2022; 2. Acts and resolutions of the Board of Directors and Management since the 02 June 2022 Annual Stockholders' Meeting up to the date of the annual meeting of stockholders on 01 June 2023; 3. 2022 Audited Financial Statements; 4. Re-Appointment of Reyes Tacandong & Co. as Independent External Auditor

	<p>At the Organizational Meeting of the Board of Directors of the Company held on 01 June 2023, the following were elected as officers and committee members:</p> <p>Chairman – Mel V. Velarde Vice-Chairman – Francis Xavier L. Manglapus President and CEO – Henry Andrews B. Abes Corporate Secretary and Acting Compliance Officer - Angeline L. Macasaet Treasurer and Chief Financial Officer – Ms. Jozolly O. Ramos Chief Risk Officer – Mr. Vicente Martin W. Araneta III Chief Audit Executive – Mr. Arturo D. Sabino</p> <p><u>Nomination and Election Committee:</u> Thomas G. Aquino - Chairman Gerard Bnn R. Bautista -Member William T. Torres - Member</p> <p><u>Audit and Risk Management Committee:</u> Domingo B. Bonifacio – Chairman Vicente Martin W. Araneta III – Member Colin Ross Christie - Member</p> <p><u>Compensation and Remuneration Committee</u> Francis Xavier L. Manglapus – Chairman Henry Andrews B. Abes – Member Colin Ross Christie - Member</p> <p><u>Related Party Transaction Committee</u> Domingo B. Bonifacio - Chairman Vicente W. Araneta III - Member Colin Ross Christie - Member</p> <p><u>Corporate Governance Committee</u> Domingo B. Bonifacio -Chairman William T. Torres – Member Colin Ross Christie - Member</p> <p><u>Management Committee</u> Mel V. Velarde – Chairman Henry Andrews B. Abes – Member Thomas G. Aquino - Member</p>
19 June 2023	<p>The Company received an Order dated 15 June 2023 from the Enforcement and Investor Protection Department of the Securities and Exchange Commission relative to an alleged violation of Section 24.1(d) of the Securities Regulation Code. The dispositive portion of the SEC Order states that the Company and Mr. Mel V. Velarde, Chairman, are administratively liable for violation of Section 24.1(d) in relation to Section 54.1 of the Securities and Regulation Code for disclosing misleading information to the public and are hereby directed to pay Php1,000,000.00. The Company disagrees with the Order of the EIPD and shall file a motion for reconsideration.</p>
03 August 2023	<p>Signing of Memorandum of Understanding by the Cagayan Economic Zone Authority (CEZA), NOW Corporation and its associate NOW Telecom Company, Inc. The MOU aims to advance the Philippines' telecommunications and digital world-class communications critical infrastructure which includes the provisioning of unified connectivity, software systems and services that would operate in the province of Cagayan and CEZA locators and people. The proposed project will deploy fixed wired, fixed wireless, terrestrial, satellite, and other delivery systems to CEZA ensuring reliable and quality broadband and other ICT services to CEZA's locators. CEZA's strategic positioning and critical infrastructure underscore its profound significance. CEZA's vision</p>


	to two Philippine-American military bases, integral to the Enhanced Defense Cooperation Agreement (EDCA) between the United States and the Philippines, amplifies its global security influence. Furthermore, its proximity to Taiwan positions CEZA as a potential extension for Taiwan's industrial zones, underscoring its commercial and strategic reach.
17 August 2023	The Company together with Celona, Inc., a Silicon Valley-based leading innovator of enterprise private wireless systems and associate NOW Telecom Company, Inc., signed a Memorandum of Understanding to deliver next generation private wireless 5G LAN solutions to enterprises throughout the Philippines. Under the MOU, the parties agree to pursue, collaborate, and focus on the expansion of NOW's current broadband telecom network by rolling out turnkey stand-alone (SA) private wireless networks specifically engineered for the enterprise market.
18 September 2023	Memorandum of Agreement was signed by and among the Cybercrime Investigation and Coordinating Center ("CICC"), the Company and its associate NOW Telecom Company, Inc. for the provision of secured connectivity solutions and ICT services to CICC and key agencies to support CICC's operation and mandate to foster the nation's cybercrime resiliency and promote sound cyber-risk management.
08 September 2023	Fortinet, Inc., the global cybersecurity leader driving the convergence of networking and security, and NOW Corporation, signed a strategic Memorandum of Understanding (MOU) to enhance cybersecurity and 5G security in the Philippines, expediting the nation's digital transformation journey.
27 October 2023	The Company signed a Memorandum of Understanding with Mangata Networks, Inc., a US-based company offering satellite-enabled connectivity and intelligent edge computing solutions. Through this partnership, the Company's customers will have access to Mangata Networks' MangataEdge™, which extends the reach of 5G and IoT connectivity into hard-to-reach areas, bringing cloud applications closer to users.
10 November 2023	The Company and its associate NOW Telecom Company, Inc. and AST & Science, LLC ("AST"), a renowned global satellite company signed a Memorandum of Understanding to enhance communications solutions in the Philippines. NOW will leverage AST's expertise in global satellite communications through this partnership.
15 November 2023	The Company signed a Memorandum of Understanding with Rivada Space Networks, a German satellite communication service company, to provide a unique next generation connectivity network for the Philippines by harnessing the OuterNET™, Rivada's global low-latency point-to-point connectivity network of 600 low earth orbit (LEO) satellites, with seamless connectivity that will ramp up performance, improve security, and increase customer efficiency.
21 December 2023	The Company's Board of Directors approved a USD10- \$40M million fundraising initiative through a combination of debt, public offering, and other financing programs to finance the Public Safety and Critical Communications infrastructure for use of governments, military/public safety units, and enterprises/organizations categorized as part of the sixteen (16) Critical Infrastructure sectors. This infrastructure project shall implement the provisioning of communications hardware, software, and services that these entities could avail of and connect their own private communications network for seamless interconnectivity that is secure, reliable, and compliant with the Trusted Network Initiative.
18 January 2024	Th Company and Singapore-based satellite operator Kacific introduce Kacific's Gigstarter and Enterprise Backup services, marking a crucial step forward in the Company's mission to empower businesses for robust growth in the digital era.
20 February 2024	At its Regular Meeting, the Board of Directors approved the following : 1) Delegation to the Chairman, or in his absence the Vice-Chairman, to the President and to the Chief Finance Officer, the authority to approve the 2023 audited financial statements of the Company; 2) Allocation of Ten Percent (10%) of the current outstanding shares of stock to the Company's Stock Grant for its

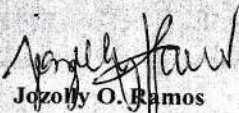
	qualified directors, officers and employees and to authorize the Nomination and Remuneration Committee to formulate the Company's policies on Stock Grant, subject to the approval of the Board of Directors and stockholders, and consistent with the regulations of the Securities and Exchange Commission and the Philippine Stock Exchange; 3) Execution of Tripartite Agreement by the Company with NOW Telecom Company, Inc. and Asian Institute of Journalism and Communication, Inc. to launch the Trusted Network Alliance initially focused on Indo-Pacific partnership with the trusted technology and government partners from the United States of America, Japan, India, among others.
21 February 2024	The Company received an Order dated 16 February 2024 from the Enforcement and Investor Protection Department (EIPD) of the SEC denying the Company's Request for Reconsideration relative to EIPD's Order dated 15 June 2023 finding of an alleged violation of Section 24.1(d) of the Securities Regulation Code. The Company disagrees with the Orders of the EIPD and has referred the matter to its legal counsel to appeal the same to the SEC en banc.
23 February 2024	The Company and Veea Inc., a US-based leader in integrated smart edge connectivity, computing and security technologies, signed a Memorandum of Understanding to forge a strategic alliance aimed to enhance NOW's existing connectivity framework, focusing on the deployment of bespoke, stand-alone (SA) private wireless LAN solutions tailored for the enterprise market. The parties are also collaborating on strategic areas of growth to extend Digital Equality and Digital Inclusion into target markets, providing effective solutions such as affordable connectivity, Climate Smart Agriculture, edge-medical clinics, edge-u-cation programs and other solutions that promote community development
26 February 2024	The Company's associate, NOW Telecom Company, Inc., and Rakuten Symphony signed a Memorandum of Understanding to establish a collaborative framework for the deployment of a 5G Open RAN Pilot Deployment in the Philippines.
12 March 2024	The Company and UltraPass Identity Asia, Inc. executed a Memorandum of Understanding to offer decentralized identity solutions, aimed to safeguard critical infrastructure and enhance access to ICT systems and projects in the Philippines and the IndoPacific region.


Quarterly Financial Reports (Form 17-Q) were previously submitted to the SEC for the quarters ending March, June and September 2023.

SIGNATURES

Pursuant to the requirements of Section 17 of the Code and Section 141 of the Corporation Code, this report is signed on behalf of the issuer by the undersigned, thereunto duly authorized, in Makati City on ~~30~~ April 2024.


Henry Andrews B. Abes
President and CEO


Jozolly O. Ramos
Chief Finance Officer


Angeline L. Macasaet
Corporate Secretary

ACKNOWLEDGMENT

SUBSCRIBED AND SWORN to before me this this 30th of April 2024, the affiants appear with their respective competent evidence of identity, as follows:

NAMES

Henry Andrews B. Abes
Jozolly O. Ramos
Angeline L. Macasaet


Competent Evidence of Identity

Philippine Passport	P8333779A7
Philippine Passport	P6193401A
Philippine Passport	P3600193A

Expiry Date

12 August 2028
26 February 2028
29 July 2032

Doc. No. 6/
Page No. 16
Book No. XVI
Series of 2024.


ATTY. GERTRACIO B. ORTIZ JR.
Notary Public City of Makati
Until December 31, 2024
IBP No. 0-729- Lifetime Member
MCLE Compliance No. VII-0022734
valid until April 14, 2025
Appointment No. M-39 (2023-2024)
PTR No. 10073709 Jan. 2, 2024 / Makati
Makati City Roll No. 40091
101 Urban Ave. Campos Rueda Bldg.
Brgy. Pio Del Pilar, Makati City

COVER SHEET

for
AUDITED FINANCIAL STATEMENTS

SEC Registration Number

A	1	9	9	6	0	0	1	7	9
---	---	---	---	---	---	---	---	---	---

COMPANY NAME

N	O	W	C	O	R	P	O	R	A	T	I	O	N	A	N	D	S	U	B	S	I	D	I	A	R	I	E	S

PRINCIPAL OFFICE (No./Street/Barangay/City/Town/Province)

U	n	i	t	5	-	1	,	5	t	h	F	l	o	o	r	,	O	P	L	B	u	i	l	d	i	n	g	,	1	0	0		
C	.	P	a	l	a	n	c	a	S	t	.	,	L	e	g	a	s	p	i	V	i	l	l	a	g	e	,	M	a	k	a	t	i
C	i	t	y																														

Form Type

A	A	C	F	S
---	---	---	---	---

Department requiring the report

C	R	M	D
---	---	---	---

Secondary License Type, If Applicable

N	/	A
---	---	---

COMPANY INFORMATION

Company's Email Address

info@now-corp.com

Company's Telephone Number/s

(02) 7-750-0211

Mobile Number

0917-801-1115

No. of Stockholders

69

Annual Meeting (Month / Day)

Every First Thursday of June

Fiscal Year (Month / Day)

December 31

CONTACT PERSON INFORMATIONThe designated contact person **MUST** be an Officer of the Corporation

Name of Contact Person

Ms. Jozolly O. Ramos - Uy

Email Address

jozolly.ramos@now-corp.com

Telephone Number/s

(02) 7-750-0211

Mobile Number

0917-801-1115

CONTACT PERSON'S ADDRESSUnit 5-1, 5th Floor, OPL Building, 100 C. Palanca St., Legaspi Village, Makati City

NOTE 1: In case of death, resignation or cessation of office of the officer designated as contact person, such incident shall be reported to the Commission within thirty (30) calendar days from the occurrence thereof with information and complete contact details of the new contact person designated.

2: All boxes must be properly and completely filled-up. Failure to do so shall cause the delay in updating the corporation's records with the Commission and/or non-receipt of Notice of Deficiencies. Further, non-receipt shall not excuse the corporation from liability for its deficiencies.



INDEPENDENT AUDITORS' REPORT

The Stockholders and the Board of Directors
NOW Corporation and Subsidiaries
Unit 5-1, 5th Floor, OPL Building
100 C. Palanca St., Legaspi Village
Makati City

Opinion

We have audited the accompanying consolidated financial statements of NOW Corporation and Subsidiaries (the Group), which comprise the consolidated statements of financial position as at December 31, 2023 and 2022, and the consolidated statements of income, consolidated statements of comprehensive income, consolidated statements of changes in equity and consolidated statements of cash flows for the years ended December 31, 2023, 2022 and 2021, and notes to consolidated financial statements, including a summary of material accounting policy information.

In our opinion, the consolidated financial statements present fairly, in all material respects, the consolidated financial position of the Group as at December 31, 2023 and 2022, and their consolidated financial performance and their consolidated cash flows for the years ended December 31, 2023, 2022 and 2021 in accordance with Philippine Financial Reporting Standards (PFRS).

Basis for Opinion

We conducted our audits in accordance with Philippine Standards on Auditing (PSA). Our responsibilities under those standards are further described in the *Auditors' Responsibilities for the Audit of the Consolidated Financial Statements* section of our report. We are independent of the Group in accordance with the Code of Ethics for Professional Accountants in the Philippines (Code of Ethics) together with the ethical requirements that are relevant to the audit of the consolidated financial statements in the Philippines, and we have fulfilled our other ethical responsibilities in accordance with these requirements and the Code of Ethics. We believe that the audit evidence we have obtained is sufficient and appropriate to provide a basis for our opinion.

Key Audit Matters

Key audit matters are those matters that, in our professional judgment, were of most significance in our audit of the consolidated financial statements as at and for the year ended December 31, 2023. These matters were addressed in the context of our audit of the consolidated financial statements as a whole, and in forming our opinion thereon, and we do not provide a separate opinion on these matters.

Assessment of the Impairment of Investment in an Associate

The Group's investment in an associate with a carrying amount of ₱2.2 billion as at December 31, 2023, which comprise 71% of the total assets of the Group, is required to be assessed at reporting date if there are indicators of impairment. As discussed in Note 3, management has assessed that there are no indicators that this investment is impaired.



The assessment on whether there is any indication that the investment in an associate may be impaired is significant to our audit because (a) the amount of the investment is material to the consolidated financial statements, and (b) the Group applied significant judgment in the determining if impairment indicator exists.

We reviewed the judgment made by management in ascertaining that no impairment indicator exists on the investment in associate. We also reviewed the related disclosures in Notes 2, 3, and 7 to the consolidated financial statements.

Other Information

Management is responsible for the other information. The other information comprises the information included in the SEC Form 20-IS (Definitive Information Statement), SEC Form 17-A and Annual Report for the year ended December 31, 2023, but does not include the consolidated financial statements and our auditors' report thereon. The SEC Form 20-IS (Definitive Information Statement), SEC Form 17-A and Annual Report for the year ended December 31, 2023 are expected to be made available to us after the date of this auditors' report.

Our opinion on the consolidated financial statements does not cover the other information and we will not express any form of assurance conclusion thereon.

In connection with our audits of the consolidated financial statements, our responsibility is to read the other information identified above when it becomes available and, in doing so, consider whether the other information is materially inconsistent with the consolidated financial statements or our knowledge obtained in the audit or otherwise appears to be materially misstated.

In preparing the consolidated financial statements, management is responsible for assessing the Group's ability to continue as a going concern, disclosing, as applicable, matters related to going concern and using the going concern basis of accounting unless management either intends to liquidate the Group or to cease operations, or has no realistic alternative but to do so. Those charged with governance are responsible for overseeing the Group's financial reporting process.

Auditors' Responsibilities for the Audit of the Consolidated Financial Statements

Our objectives are to obtain reasonable assurance about whether the consolidated financial statements as a whole are free from material misstatement, whether due to fraud or error, and to issue an auditors' report that includes our opinion. Reasonable assurance is a high level of assurance, but is not a guarantee that an audit conducted in accordance with PSA will always detect a material misstatement when it exists. Misstatements can arise from fraud or error and are considered material if, individually or in the aggregate, these could reasonably be expected to influence the economic decisions of users taken on the basis of these consolidated financial statements.



As part of an audit in accordance with PSA, we exercise professional judgment and maintain professional skepticism throughout the audit. We also:

- Identify and assess the risks of material misstatement of the consolidated financial statements, whether due to fraud or error, design and perform audit procedures responsive to those risks, and obtain audit evidence that is sufficient and appropriate to provide a basis for our opinion. The risk of not detecting a material misstatement resulting from fraud is higher than for one resulting from error, as fraud may involve collusion, forgery, intentional omissions, misrepresentations, or the override of internal control.
- Obtain an understanding of internal control relevant to the audit in order to design audit procedures that are appropriate in the circumstances, but not for the purpose of expressing an opinion on the effectiveness of the Group's internal control.
- Evaluate the appropriateness of accounting policies used and the reasonableness of accounting estimates and related disclosures made by management.
- Conclude on the appropriateness of management's use of the going concern basis of accounting and, based on the audit evidence obtained, whether a material uncertainty exists related to events or conditions that may cast significant doubt on the Group's ability to continue as a going concern. If we conclude that a material uncertainty exists, we are required to draw attention in our auditors' report to the related disclosures in the consolidated financial statements or, if such disclosures are inadequate, to modify our opinion. Our conclusions are based on the audit evidence obtained up to the date of our auditors' report. However, future events or conditions may cause the Group to cease to continue as a going concern.
- Evaluate the overall presentation, structure and content of the consolidated financial statements, including the disclosures, and whether the consolidated financial statements represent the underlying transactions and events in a manner that achieves fair presentation.
- Obtain sufficient appropriate audit evidence regarding the financial information of the entities or business activities within the Group to express an opinion on the consolidated financial statements. We are responsible for the direction, supervision and performance of the group audit. We remain solely responsible for the audit opinion.

We communicate with those charged with governance regarding, among other matters, the planned scope and timing of the audit and significant audit findings, including any significant deficiencies in internal control that we identify during our audits.

We also provide those charged with governance with a statement that we have complied with relevant ethical requirements regarding independence, and to communicate with them all relationships and other matters that may reasonably be thought to bear on our independence, and where applicable, related safeguards.



From the matters communicated with those charged with governance, we determine those matters that were of most significance in the audit of the consolidated financial statements of the current year and are therefore the key audit matters. We describe these matters in our auditors' report unless law or regulation precludes public disclosure about the matter or when, in extremely rare circumstances, we determine that a matter should not be communicated in our report because the adverse consequences of doing so would reasonably be expected to outweigh the public interest benefits of such communication.

The engagement partner on the audit resulting in this independent auditors' report is Belinda B. Fernando.

REYES TACANDONG & Co.

BELINDA B. FERNANDO

Partner

CPA Certificate No. 81207

Tax Identification No. 102-086-538-000

BOA Accreditation No. 4782/P-005; Valid until June 6, 2026

BIR Accreditation No. 08-005144-004-2022

Valid until October 16, 2025

PTR No. 10072407

Issued January 2, 2024, Makati City

April 25, 2024

Makati City, Metro Manila

NOW CORPORATION AND SUBSIDIARIES
CONSOLIDATED STATEMENTS OF FINANCIAL POSITION

		December 31	
	Note	2023	2022
ASSETS			
Current Assets			
Cash	4	P45,360,044	P14,351,917
Trade and other receivables	5	471,278,315	414,648,870
Due from related parties	12	324,633,802	231,707,557
Other current assets	6	49,450,297	41,914,537
Total Current Assets		890,722,458	702,622,881
Noncurrent Assets			
Investments in associates	7	2,192,223,043	2,196,069,138
Property and equipment	8	11,352,385	15,393,774
Right-of-use (ROU) assets	14	10,009,699	9,269,364
Other noncurrent assets	6	2,600,416	3,163,335
Total Noncurrent Assets		2,216,185,543	2,223,895,611
		P3,106,908,001	P2,926,518,492
LIABILITIES AND EQUITY			
Current Liabilities			
Accounts payable and other current liabilities	9	P264,183,231	P217,382,715
Due to related parties	12	128,883,291	59,649,837
Short-term loans	10	112,000,000	333,000,000
Current portion of:			
Long-term loans	10	20,528,660	22,718,334
Lease liabilities	14	7,768,052	5,116,288
Total Current Liabilities		533,363,234	637,867,174
Noncurrent Liabilities			
Deposits for stock subscriptions	11	89,000,000	89,000,000
Noncurrent portion of:			
Long-term loans	10	278,692,873	16,661,294
Lease liabilities	14	5,697,940	6,720,940
Retirement liability	13	7,731,826	6,332,964
Deferred tax liabilities	18	3,741,852	—
Total Noncurrent Liabilities		384,864,491	118,715,198
Total Liabilities		918,227,725	756,582,372
Equity			
Equity attributable to equity holders of the Parent Company:			
Capital stock		1,324,708,420	1,324,708,420
Additional paid-in capital		541,569,110	541,569,110
Retained earnings		22,107,471	3,235,481
Equity reserve	2	(1,978,794)	(1,978,794)
Other comprehensive income		306,012,040	306,009,146
		2,192,418,247	2,173,543,363
Non-controlling interest		(3,737,971)	(3,607,243)
Total Equity		2,188,680,276	2,169,936,120
		P3,106,908,001	P2,926,518,492

See accompanying Notes to Consolidated Financial Statements.

NOW CORPORATION AND SUBSIDIARIES
CONSOLIDATED STATEMENTS OF INCOME

		Years Ended December 31		
	Note	2023	2022	2021
REVENUE	15			
Service fees		₱187,514,034	₱195,460,583	₱187,076,329
Sale of goods		4,270,436	7,083,005	9,327,650
		191,784,470	202,543,588	196,403,979
COST OF SALES AND SERVICES	16	(93,635,323)	(105,562,739)	(115,954,558)
GROSS PROFIT		98,149,147	96,980,849	80,449,421
OPERATING EXPENSES	17	(73,953,436)	(73,445,855)	(67,844,249)
OTHER INCOME (CHARGES)				
Interest expense	10	(24,003,900)	(17,098,524)	(10,083,888)
Effect of loan modification	10	22,970,377	—	—
Interest income	4	7,115,832	7,115,455	7,122,907
Share in net income (loss) of an associate	7	(3,846,095)	110,234	—
Net foreign exchange loss		(71,710)	(30,411)	(208,773)
Others - net		479,525	1,024,614	1,337,125
		2,644,029	(8,878,632)	(1,832,629)
INCOME BEFORE INCOME TAX		26,839,740	14,656,362	10,772,543
PROVISION FOR (BENEFIT FROM) INCOME TAX	18			
Current		4,356,626	5,492,831	2,826,926
Deferred		3,741,852	—	(634)
		8,098,478	5,492,831	2,826,292
NET INCOME		₱18,741,262	₱9,163,531	₱7,946,251
NET INCOME ATTRIBUTABLE TO:				
Equity holders of the Parent Company		₱18,871,990	₱9,275,722	₱8,243,308
Non-controlling interest		(130,728)	(112,191)	(297,057)
		₱18,741,262	₱9,163,531	₱7,946,251
Earnings per Share Attributable to Equity Holders of the Parent Company	19			
Basic		₱0.0104	₱0.0051	₱0.0046
Diluted		₱0.0101	0.0050	0.0044

See accompanying Notes to Consolidated Financial Statements.

NOW CORPORATION AND SUBSIDIARIES

CONSOLIDATED STATEMENTS OF COMPREHENSIVE INCOME

	Years Ended December 31		
Note	2023	2022	2021
NET INCOME	₱18,741,262	₱9,163,531	₱7,946,251
OTHER COMPREHENSIVE INCOME (LOSS)			
<i>Items to be subsequently reclassified to profit or loss:</i>			
Cumulative translation adjustments	2,894	(38,770)	(18,730)
Changes in fair value of investment in equity securities at FVOCI	—	—	14,589,528
	2,894	(38,770)	14,570,798
TOTAL COMPREHENSIVE INCOME	₱18,744,156	₱9,124,761	₱22,517,049
TOTAL COMPREHENSIVE INCOME			
ATTRIBUTABLE TO:			
Equity holders of the Parent Company	₱18,874,884	₱9,236,952	₱22,814,106
Non-controlling interest	(130,728)	(112,191)	(297,057)
	₱18,744,156	₱9,124,761	₱22,517,049

See accompanying Notes to Consolidated Financial Statements.

NOW CORPORATION AND SUBSIDIARIES
CONSOLIDATED STATEMENTS OF CHANGES IN EQUITY

		Years Ended December 31		
	Note	2023	2022	2021
CAPITAL STOCK	11			
<i>Preferred stock - ₱1.00 par value</i>				
Authorized, issued and outstanding - 60,000,000 shares		₱60,000,000	₱60,000,000	₱60,000,000
<i>Common stock - ₱0.70 par value</i>				
Authorized - 2,060,000,000 shares				
Issued and outstanding - 1,806,726,314 shares		1,264,708,420	1,264,708,420	1,264,708,420
		1,324,708,420	1,324,708,420	1,324,708,420
ADDITIONAL PAID-IN CAPITAL	11	541,569,110	541,569,110	541,569,110
RETAINED EARNINGS (DEFICIT)				
Balance at beginning of year		3,235,481	(6,040,241)	(14,283,549)
Net income		18,871,990	9,275,722	8,243,308
Balance at end of year		22,107,471	3,235,481	(6,040,241)
EQUITY RESERVE	2	(1,978,794)	(1,978,794)	(1,978,794)
OTHER COMPREHENSIVE INCOME				
Cumulative unrealized gains on fair value changes on investment in equity securities	7			
Balance at beginning of year		306,680,554	306,680,554	292,091,026
Unrealized gain		—	—	14,589,528
Balance at end of year		306,680,554	306,680,554	306,680,554
Cumulative remeasurement losses on retirement liability	13	(1,769,034)	(1,769,034)	(1,769,034)
Cumulative translation adjustments				
Balance at beginning of year		₱1,097,626	₱1,136,396	₱1,155,126
Exchange differences on translation of foreign operations		2,894	(38,770)	(18,730)
Balance at end of year		1,100,520	1,097,626	1,136,396
		306,012,040	306,009,146	306,047,916
EQUITY ATTRIBUTABLE TO EQUITY HOLDERS OF THE PARENT COMPANY		2,192,418,247	2,173,543,363	2,164,306,411
NON-CONTROLLING INTEREST				
Balance at beginning of year		(3,607,243)	(3,495,052)	(3,197,995)
Net loss		(130,728)	(112,191)	(297,057)
Balance at end of year		(3,737,971)	(3,607,243)	(3,495,052)
		₱2,188,680,276	₱2,169,936,120	₱2,160,811,359

See accompanying Notes to Consolidated Financial Statements.

NOW CORPORATION AND SUBSIDIARIES
CONSOLIDATED STATEMENTS OF CASH FLOWS

		Years Ended December 31		
	Note	2023	2022	2021
CASH FLOWS FROM OPERATING ACTIVITIES				
Income before income tax		₱26,839,740	₱14,656,362	₱10,772,543
Adjustments for:				
Interest expense	10	24,003,900	17,098,524	10,083,888
Depreciation and amortization	8	12,783,725	10,817,099	9,599,427
Interest income	4	(7,115,832)	(7,115,455)	(7,122,907)
Share in net loss (income) of an associate	7	3,846,095	(110,234)	–
Retirement expense	13	1,398,862	1,330,624	1,139,455
Gain on lease termination	14	(54,762)	–	–
Provision for impairment loss on trade and other receivables	17	–	2,345,882	228,450
Operating income before working capital changes		61,701,728	39,022,802	24,700,856
Increase in:				
Trade and other receivables		(56,629,445)	(79,969,299)	(31,435,505)
Other current assets		(7,535,760)	(4,771,772)	(4,325,539)
Accounts payable and other current liabilities		46,803,410	41,000,936	5,807,928
Net cash generated from (used for) operations		44,339,933	(4,717,333)	(5,252,260)
Income taxes paid		(4,356,626)	(5,492,831)	(2,826,292)
Interest received		23,556	36,553	36,684
Net cash provided by (used in) operating activities		40,006,863	(10,173,611)	(8,041,868)
CASH FLOWS FROM INVESTING ACTIVITIES				
Additions to:				
Due from related parties		(104,950,583)	(21,045,128)	(44,230,256)
Property and equipment	8	(1,633,760)	(9,537,686)	(10,375,228)
Computer software	6	(1,729,537)	(366,770)	(3,026,262)
Other noncurrent assets		(15,628)	(237,996)	(15,858)
Settlement of due from related parties		19,116,614	7,647,284	7,086,223
Net cash used in investing activities		(89,212,894)	(23,540,296)	(50,561,381)
CASH FLOWS FROM FINANCING ACTIVITIES				
Proceed from due to related parties	24	144,969,323	49,259,308	34,690,624
Settlement of due to related parties		(75,735,869)	–	–
Proceeds from availments of:	24			
Long-term loan		71,689,741	26,053,700	7,103,200
Short-term loan		–	–	50,000,000
Payments of:				
Loan principal and interest	24	(56,234,687)	(45,010,709)	(26,720,264)
Lease liabilities	14	(4,474,350)	(3,251,026)	(2,726,141)
Net cash provided by financing activities		80,214,158	27,051,273	62,347,419

(Forward)

		Years Ended December 31		
	Note	2023	2022	2021
NET INCREASE (DECREASE) IN CASH		₱31,008,127	(₱6,662,634)	₱3,744,170
CASH AT BEGINNING OF YEAR		14,351,917	21,014,551	17,270,381
CASH AT END OF YEAR		₱45,360,044	₱14,351,917	₱21,014,551
NONCASH FINANCIAL INFORMATION				
Recognition of ROU assets and lease liabilities	14	₱6,282,024	₱6,936,221	₱1,561,868
Reversal of lease liability	14	54,762	—	—
Reclassification from deposits for stock subscriptions to loan payable	10	—	221,000,000	—
Reclassification from due to related parties to deposits for stock subscriptions	11	—	—	221,000,000

See accompanying Notes to Consolidated Financial Statements.

NOW CORPORATION AND SUBSIDIARIES
NOTES TO CONSOLIDATED FINANCIAL STATEMENTS
AS AT DECEMBER 31, 2023 AND 2022
AND FOR THE YEARS ENDED DECEMBER 31, 2023, 2022 AND 2021

1. Corporate Information

NOW Corporation (the Parent Company) was incorporated and registered with the Philippine Securities and Exchange Commission (SEC) on June 5, 1996 to initially engage in the purchase and sale of securities.

In July 2009, the SEC approved the amendment of the Parent Company's primary purpose from engaging in the securities brokerage business to a technology, media and telecommunication (TMT) business.

On August 25, 2011, the SEC approved the amendment of the Parent Company's Articles of Incorporation (AOI) to include the following secondary purpose:

- a. Providing professional services and manpower in the field of TMT;
- b. Acting as commission agent, manufacturer's representative, or principal for the purpose, sale, distribution, manufacture, assembly, import or export of any and all classes of materials, merchandise, supplies and commodities of every kind and nature; and
- c. Engaging in the business of general and retail merchants, traders, factors, agents, manufacturers, processors, dealing in or with any and all classes of materials, merchandise, supplies and commodities of every kind and nature.

The Parent Company's shares of stock are listed in the Philippine Stock Exchange.

On December 21, 2016, the Parent Company's Board of Directors (BOD) approved the filing of the Registration Statement, Listing Application and the terms and conditions and such other relevant acts in connection with the intended public offering of the Parent Company's preferred shares. On June 22, 2018, the SEC issued the Certificate of Filing of Enabling Resolution which approved the designation and offering of the Preferred "A" shares. On August 24, 2020, the Parent Company's BOD approved the issuance of these preferred shares to Velarde, Inc. (VI) (see Note 11).

The table below presents the Parent Company's subsidiaries and the respective percentage of effective ownership as at December 31, 2023, 2022 and 2021:

Company Name	Nature of Business	Percentage of Effective Ownership
J-Span IT Services, Inc. (JSIT)	Service	100%
Porteon SEA, Inc. (Porteon)	Manufacturing	100%
I-Resource Consulting International, Inc. (I-Resource)	Service	100%
I-Professional Search Network, Inc. (I-Professional)	Service	75%
Softrigger Interactive, Inc. (Softrigger)	Service	67%

The Parent Company and its subsidiaries are collectively referred herein as "the Group". All the subsidiaries were incorporated in the Philippines, except for JSIT, which was incorporated in Japan.

The Parent Company's registered address is Unit 5-I, 5th Floor, OPL Building, 100 C. Palanca St., Legaspi Village, Makati City.

Approval of Consolidated Financial Statements

The consolidated financial statements of the Group as at December 31, 2023 and 2022 and for the years ended December 31, 2023, 2022 and 2021 were approved and authorized for issue by the Chairman of the Board, the President and the Acting Chief Finance Officer on April 25, 2024 based on the authority delegated by the BOD dated February 20, 2024.

Certificates and Agreements

On November 27, 2015, the National Telecommunications Commission (NTC) issued a Certificate of Registration (CoR) to the Parent Company that will authorize it as a value-added services (VAS) provider for services such as cloud hosting services, virtual private network, multimedia content and program services, online game services, cloud-based multimedia conferencing services, web hosting and cloud-based mail and messaging services. The CoR, which expired on November 26, 2020, was renewed for another five (5) years, or until November 26, 2025.

The Parent Company entered into three (3) separate agreements with NOW Telecom Company, Inc. (NOW TEL), NOW Cable, Inc. (NOW Cable) and News and Entertainment Network Corporation (NewsNet) (the Parties), wherein the Parties mutually agreed to interconnect their respective networks for the Parent Company to provide VAS to the public (VAS contracts) (see Note 12). The VAS agreement between the Parent Company and NOW TEL is effective for five (5) years up to 2025, while the agreements with NOW Cable and NewsNet are effective up to January 1, 2028.

2. Summary of Material Accounting Policy Information

Basis of Preparation

The consolidated financial statements have been prepared in accordance with Philippine Financial Reporting Standards (PFRS). This financial reporting framework includes PFRS, Philippine Accounting Standards (PAS) and Philippine Interpretation from International Financial Reporting Interpretations Committee (IFRIC) issued by the Philippine Financial Reporting and Sustainability Standards Council and adopted by the SEC, including SEC pronouncements.

Measurement Bases

The consolidated financial statements are presented in Philippine Peso (Peso), which is the Group's functional currency. All values are rounded to the nearest Peso, unless otherwise indicated.

The consolidated financial statements of the Group have been prepared under the historical cost basis, except for the following accounts:

- lease liabilities measured at present value of future lease payments; and
- retirement liability measured at present value of estimated future cash outflows.

Historical cost is generally based on the fair value of the consideration given in exchange for an asset and the fair value of consideration received in exchange for incurring a liability.

Fair value is the price that would be received to sell an asset or paid to transfer a liability in an orderly transaction between market participants at the measurement date. The fair value measurement is based on the presumption that the transaction to sell the asset or transfer the liability takes place either:

- in the principal market for the asset or liability, or
- in the absence of a principal market, in the most advantageous market for the asset or liability.

The principal or the most advantageous market must be accessible to the Group.

The fair value of an asset or a liability is measured using the assumptions that market participants would use when pricing the asset or liability, assuming that market participants act in their best economic interest.

A fair value measurement of a nonfinancial asset takes into account a market participant's ability to generate economic benefits by using the asset in its highest and best use or by selling it to another market participant that would use the asset in its highest and best use.

The Group uses valuation techniques that are appropriate in the circumstances and for which sufficient data are available to measure fair value, maximizing the use of relevant observable inputs and minimizing the use of unobservable inputs.

All assets and liabilities for which fair value is measured or disclosed in the consolidated financial statements are categorized within the fair value hierarchy, described as follows, based on the lowest level input that is significant to the fair value measurement as a whole:

- Level 1 - Quoted (unadjusted) market prices in active markets for identical assets or liabilities.
- Level 2 - Valuation techniques for which the lowest level input that is significant to the fair value measurement is directly or indirectly observable.
- Level 3 - Valuation techniques for which the lowest level input that is significant to the fair value measurement is unobservable.

For assets and liabilities that are recognized in the consolidated financial statements on a recurring basis, the Group determines whether transfers have occurred between levels in the hierarchy by re-assessing categorization (based on the lowest level input that is significant to the fair value measurement as a whole) at the end of each reporting date.

For the purpose of fair value disclosures, the Group has determined classes of assets and liabilities on the basis of the nature, characteristics and risks of the asset or liability and the level of the fair value hierarchy as explained above.

Further information about the assumptions made in measuring fair value is included in Notes 7 and 21.

Adoption of Amendments to PFRS

The accounting policies adopted are consistent with those of the previous financial year, except for the adoption of the following amendments to PFRS effective January 1, 2023:

- Amendments to PAS 1, *Presentation of Financial Statements*, and PFRS Practice Statement 2, *Making Materiality Judgments - Disclosure Initiative - Accounting Policies* – The amendments require an entity to disclose its material accounting policies, instead of its significant accounting policies and provide guidance on how an entity applies the concept of materiality in making decisions about accounting policy disclosures. In assessing the materiality of accounting policy information, entities need to consider both the size of the transactions, other events or conditions and its nature. The amendments clarify (1) that accounting policy information may be material because of its nature, even if the related amounts are immaterial, (2) that accounting policy information is material if users of an entity's financial statements would need it to understand other material information in the financial statements, and (3) if an entity discloses immaterial accounting policy information, such information should not obscure material accounting policy information. In addition, PFRS Practice Statement 2 is amended by adding guidance and examples

to explain and demonstrate the application of the 'four-step materiality process' to accounting policy information. The amendments should be applied prospectively. Earlier application is permitted.

- Amendments to PAS 8, *Accounting Policies, Changes in Accounting Estimates and Errors - Definition of Accounting Estimates* – The amendments clarify the distinction between changes in accounting estimates and changes in accounting policies, and the correction of errors. Under the new definition, accounting estimates are “monetary amounts in financial statements that are subject to measurement uncertainty”. An entity develops an accounting estimate if an accounting policy requires an item in the financial statements to be measured in a way that involves measurement uncertainty. The amendments clarify that a change in accounting estimate that results from new information or new developments is not a correction of an error, and that the effects of a change in an input or a measurement technique used to develop an accounting estimate are changes in accounting estimates if they do not result from the correction of prior period errors. A change in an accounting estimate may affect only the profit or loss in the current period, or the profit or loss of both the current and future periods. Earlier application is permitted.
- Amendments to PAS 12, *Income Taxes - Deferred Tax Related Assets and Liabilities from a Single Transaction* – The amendments require companies to recognize deferred tax on transactions that, on initial recognition, give rise to equal amounts of taxable and deductible temporary differences. The amendments should be applied on a modified retrospective basis. Earlier application is permitted.
- Amendments to PAS 1, *Classification of Liabilities as Current or Noncurrent* – The amendments clarify the requirements for an entity to have the right to defer settlement of the liability for at least 12 months after the reporting period. The amendments also specify and clarify the following: (i) an entity's right to defer settlement must exist at the end of the reporting period, (ii) the classification is unaffected by management's intentions or expectations about whether the entity will exercise its right to defer settlement, (iii) how lending conditions affect classification, and (iv) requirements for classifying liabilities where an entity will or may settle by issuing its own equity instruments.
- Amendments to PAS 12, *International Tax Reform - Pillar Two Model Rules* – The amendments provide a mandatory temporary exemption for the accounting of the deferred taxes arising from the implementation of the Organisation for Economic Co-operation and Development (OECD)/G20 Inclusive Framework on Base Erosion and Profit Shifting Pillar Two model rules (Pillar Two income taxes). The amendments also introduce the disclosure requirements for the affected entities to enable users of the financial statements understand the extent to which an entity will be affected by the Pillar Two income taxes, particularly before its effectivity date.

The adoption of the amendments to PFRS did not materially affect the consolidated financial statements of the Group. Additional disclosures were included in the consolidated financial statements, as applicable.

Amendments to PFRS in Issue But Not Yet Effective or Adopted

Relevant amended PFRS, which are not yet effective as at December 31, 2023 and have not been applied in preparing the financial statements, are summarized below.

Effective for annual periods beginning on or after January 1, 2024:

- Amendments to PFRS 16, *Lease - Lease Liability in a Sale and Leaseback* – The amendments clarify that the liability that arises from a sale and leaseback transaction, that satisfies the requirements in PFRS 15, *Revenue from Contracts with Customers*, to be accounted for as a sale, is a lease liability to which PFRS 16 applies and give rise to a right-of-use (ROU) asset. For the subsequent measurement, the seller-lessee shall determine 'lease payments' or 'revised lease payments' in a way that the seller-lessee would not recognize any amount of the gain or loss that relates to the right of use retained by the seller-lessee. Applying this subsequent measurement does not prevent the seller-lessee from recognizing any gain or loss relating to the partial or full termination of a lease. Any gain or loss relating to the partial or full termination of the lease does not relate to the right of use retained but to the right of use terminated. The amendments must be applied retrospectively. Earlier application is permitted.
- Amendments to PAS 1, *Noncurrent Liabilities with Covenants* – The amendments clarified that covenants to be complied with after the reporting date do not affect the classification of debt as current or noncurrent at the reporting date. Instead, the amendments require the entity to disclose information about these covenants in the notes to the financial statements. The amendments must be applied retrospectively. Earlier application is permitted. If applied in earlier period, the Company shall also apply Amendments to PAS 1 - Classification of Liabilities as Current or Noncurrent for that period.

Effective for annual periods beginning on or after January 1, 2025 -

- Amendments to PAS 21, *The Effects of Changes in Foreign Exchange Rates - Lack of Exchangeability* – The amendments clarify when a currency is considered exchangeable into another currency and how an entity determines the exchange rate for currencies that lack exchangeability. The amendments also introduce new disclosure requirements to help users of financial statements assess the impact when a currency is not exchangeable. An entity does not apply the amendments retrospectively. Instead, an entity recognizes any effect of initially applying the amendments as an adjustment to the opening balance of retained earnings when the entity reports foreign currency transactions. When an entity uses a presentation currency other than its functional currency, it recognizes the cumulative amount of translation differences in equity. Earlier application is permitted.

Deferred effectivity -

- Amendments to PFRS 10, *Consolidated Financial Statements*, and PAS 28 - *Sale or Contribution of Assets Between an Investor and its Associate or Joint Venture* – The amendments address a conflicting provision under the two standards. It clarifies that a gain or loss shall be recognized fully when the transaction involves a business, and partially if it involves assets that do not constitute a business. The effective date of the amendments, initially set for annual periods beginning on or after January 1, 2016, was deferred indefinitely in December 2015 but earlier application is still permitted.

Under prevailing circumstances, the adoption of the foregoing amendments to PFRS is not expected to have any material effect on the consolidated financial statements of the Group. Additional disclosures will be included in the consolidated financial statements, as applicable.

Basis of Consolidation

The consolidated financial statements of the Group comprise the financial statements of the Parent Company and its subsidiaries. Control is achieved when the Parent Company is exposed, or has rights, to variable returns from its involvement with the investee and has the ability to affect those returns through its power over the investee (i.e. existing rights that give it the current ability to direct the relevant activities of the investee).

When the Parent Company has less than majority of the voting or similar rights of an investee, the Parent Company considers all relevant facts and circumstances in assessing whether it has power over an investee, including:

- the contractual arrangement with the other vote holders of the investee;
- rights arising from other contractual arrangement; and
- the Parent Company's voting rights and potential voting rights.

The Parent Company re-assesses whether or not it controls an investee if facts and circumstances indicate that there are changes to one or more of the three elements of control. Consolidation of a subsidiary begins when the Parent Company obtains control over the subsidiary and ceases when the Parent Company loses control of the subsidiary. Assets, liabilities, income and expenses of a subsidiary acquired or disposed of during the year are included in the consolidated statements of income from the date the Parent Company gains control until the date the Parent Company ceases to control the subsidiary.

Profit or loss and each component of other comprehensive income (OCI) are attributed to the equity holders of the Parent Company and to the non-controlling interests, even if this results in the non-controlling interest having a deficit balance.

Non-controlling interest represents the portion of net results and net assets not held by the Parent Company. These are presented in the consolidated statements of financial position within equity, apart from equity attributable to equity holders of the Parent Company and are separately disclosed in the consolidated statements of income and consolidated statements of comprehensive income.

The financial statements of the subsidiaries are prepared for the same reporting period as the Parent Company. Consolidated financial statements are prepared using uniform accounting policies for similar transactions and other events in similar circumstances. Intercompany balances and transactions, including intercompany profits and losses, are eliminated.

A change in the ownership interest of a subsidiary, without loss of control, is accounted for as an equity transaction. If the Parent Company loses control over a subsidiary, it:

- Derecognizes the assets (including goodwill) and liabilities of the subsidiary;
- Derecognizes the carrying amount of any non-controlling interests;
- Derecognizes the cumulative translation differences recorded in equity, if any;
- Recognizes the fair value of the consideration received;
- Recognizes the fair value of any investment retained;
- Recognizes surplus or deficit in profit or loss; and
- Reclassifies the Parent Company's share of component previously recognized in OCI to profit or loss or retained earnings, as appropriate, as would be required if the Parent Company had directly disposed of the related assets or liabilities.

The assets and liabilities of JSIT are translated into the presentation currency of the Parent Company at the exchange rate as at reporting date while the income and expense accounts are translated at the weighted average exchange rates for the year. The resulting translation differences are presented as “Cumulative translation adjustments” under the equity account in the consolidated statements of financial position.

In 2017, VI entered into a subscription agreement with I-Professional for the subscription of 6,750 common shares of the latter, representing 25% interest, thereby reducing the ownership of the Parent Company in I-Professional from 100% to 75%. This resulted to an equity reserve amounting to ₱2.0 million.

Financial Assets and Liabilities

Date of Recognition. Financial assets and liabilities are recognized in the consolidated statements of financial position when the Group becomes a party to the contractual provisions of a financial instrument. In the case of a regular way purchase or sale of financial assets, recognition and derecognition, as applicable, is done using settlement date accounting.

Recognition and Initial Measurement. Financial instruments are recognized initially at fair value, which is the fair value of the consideration given (in case of an asset) or received (in case of a liability). The initial measurement of financial instruments, except for those designated at fair value through profit and loss (FVPL), includes transaction cost.

“Day 1” Difference. Where the transaction in a non-active market is different from the fair value of other observable current market transactions in the same instrument or based on a valuation technique whose variables include only data from observable market, the Group recognizes the difference between the transaction price and fair value (a “Day 1” difference) in profit or loss. In cases where there is no observable data on inception, the Group deems the transaction price as the best estimate of fair value and recognizes “Day 1” difference in profit or loss when the inputs become observable or when the instrument is derecognized. For each transaction, the Group determines the appropriate method of recognizing the “Day 1” difference.

Classification. The Group classifies its financial assets at initial recognition under the following categories: (a) financial assets at amortized cost, (b) financial assets at fair value through other comprehensive income (FVOCI) and, (c) financial assets at FVPL. The classification of a financial asset largely depends on the Group’s business model and its contractual cash flow characteristics. Financial liabilities, on the other hand, are classified as either financial liabilities at FVPL or financial liabilities at amortized cost.

As at December 31, 2023 and 2022, the Group does not have financial assets at FVOCI and financial assets and liabilities at FVPL.

Financial Assets at Amortized Cost. A financial asset shall be measured at amortized cost if both of the following conditions are met:

- the financial asset is held within a business model whose objective is to hold financial assets in order to collect contractual cash flows; and
- the contractual terms of the financial asset give rise on specified dates to cash flows that are solely payments of principal and interest on the principal amount outstanding.

After initial recognition, financial assets at amortized cost are subsequently measured at amortized cost using the effective interest method, less allowance for impairment, if any. Amortized cost is calculated by taking into account any discount or premium on acquisition and fees that are an integral part of the effective interest rate. Gains and losses are recognized in profit or loss when the financial assets are derecognized or impaired or through the amortization process.

Cash, trade and other receivables (excluding advances to officers and employees), contract assets, amounts due from related parties and security deposits (included as part of "Other noncurrent assets" account) are classified under this category.

Financial Liabilities at Amortized Cost. Financial liabilities are categorized as financial liabilities at amortized cost when the substance of the contractual arrangement results in the Group having an obligation either to deliver cash or another financial asset to the holder, or to settle the obligation other than by the exchange of a fixed amount of cash or another financial asset for a fixed number of its own equity instruments.

These financial liabilities are initially recognized at fair value less any directly attributable transaction costs. After initial recognition, these financial liabilities are subsequently measured at amortized cost using the effective interest method. Amortized cost is calculated by taking into account any discount or premium on the issue and fees that are an integral part of the effective interest rate. Gains and losses are recognized in profit or loss when the liabilities are derecognized or through the amortization process.

Accounts payable and other current liabilities (excluding statutory payables and deferred output VAT), due to related parties, short-term loans, long-term loans and lease liabilities are classified under this category.

Reclassification

The Group reclassifies its financial assets when, and only when, it changes its business model for managing those financial assets. The reclassification is applied prospectively from the first day of the first reporting period following the change in the business model (reclassification date).

For a financial asset reclassified out of the financial assets at amortized cost category to financial assets at FVPL, any gain or loss arising from the difference between the previous amortized cost of the financial asset and fair value is recognized in profit or loss.

For a financial asset reclassified out of the financial assets at amortized cost category to financial assets at FVOCI, any gain or loss arising from a difference between the previous amortized cost of the financial asset and fair value is recognized in OCI.

A financial asset that has been designated at FVOCI may no longer be reclassified to a different category.

Impairment of Financial Assets at Amortized Cost

The Group recognizes an allowance for expected credit loss (ECL) based on the difference between the contractual cash flows due in accordance with the contract and all the cash flows that the Group expects to receive. The difference is then discounted at an approximation to the asset's original effective interest rate.

For trade receivables and contract assets, the Group has applied the simplified approach in measuring ECL. Simplified approach requires that ECL should always be based on the lifetime ECL. The Group has established a provision matrix that is based on its historical credit loss experience, adjusted for forward-looking factors specific to the debtors and the economic environment and an assessment of both the current as well as the forecast direction of conditions at the reporting date, including time value of money where appropriate.

For other financial assets at amortized cost, which mainly comprise of cash in banks, due from related parties and security deposits (included as part of “Other noncurrent assets” account), the Group applies the general approach in measuring the ECL. The ECL is based on the 12-month ECL, which pertains to the portion of lifetime ECL that result from default events on a financial instrument that are possible within 12 months after the reporting date. However, when there has been a significant increase in credit risk since initial recognition, the allowance will be based on the lifetime ECL. When determining whether the credit risk of a financial asset has increased significantly since initial recognition, the Group considers reasonable and supportable information, that is available without undue cost or effort, and that is indicative of significant increases in credit risk since initial recognition.

A financial asset is credit-impaired when one or more events that have a detrimental impact on the estimated future cash flows of that financial asset have occurred. Evidence that a financial asset is credit-impaired includes observable data about the following events:

- significant financial difficulty of the issuer or the borrower;
- a breach of contract, such as a default or past due event;
- it is becoming probable that the borrower will enter bankruptcy or other financial reorganization;
- the disappearance of an active market for that financial asset because of financial difficulties; or
- the purchase or origination of a financial asset at a deep discount that reflects the incurred credit losses.

It may not be possible to identify a single discrete event - instead, the combined effect of several events may have caused financial assets to become credit-impaired.

The Group shall directly reduce the gross carrying amount of a financial asset when the Group has no reasonable expectations of recovering a financial asset in its entirety or a portion thereof.

Derecognition of Financial Assets and Liabilities

Financial Assets. A financial asset (or where applicable, a part of a financial asset or part of a group of similar financial assets) is derecognized when:

- the right to receive cash flows from the asset has expired;
- the Group retains the right to receive cash flows from the financial asset, but has assumed an obligation to pay them in full without material delay to a third party under a “pass-through” arrangement; or
- the Group has transferred its right to receive cash flows from the financial asset and either (a) has transferred substantially all the risks and rewards of the asset, or (b) has neither transferred nor retained substantially all the risks and rewards of the asset, but has transferred control of the asset.

When the Group has transferred its right to receive cash flows from a financial asset or has entered into a pass-through arrangement, and has neither transferred nor retained substantially all the risks and rewards of ownership of the financial asset nor transferred control of the financial asset, the financial asset is recognized to the extent of the Group's continuing involvement in the financial asset. Continuing involvement that takes the form of a guarantee over the transferred financial asset is measured at the lower of the original carrying amount of the financial asset and the maximum amount of consideration that the Group could be required to repay.

Financial Liabilities. A financial liability is derecognized when the obligation under the liability is discharged, cancelled or has expired.

When an existing financial liability is replaced by another from the same lender on substantially different terms, or the terms of an existing liability are substantially modified, such an exchange or modification is treated as a derecognition of the original liability and the recognition of a new liability, and the difference in the respective carrying amounts is recognized in the profit or loss.

Offsetting of Financial Assets and Liabilities

Financial assets and financial liabilities are offset and the net amount reported in the consolidated statements of financial position if, and only if, there is a currently enforceable legal right to offset the recognized amounts and there is intention to settle on a net basis, or to realize the asset and settle the liability simultaneously. This is not generally the case with master netting agreements, and the related assets and liabilities are presented gross in the consolidated statements of financial position.

Classification of Financial Instrument between Liability and Equity

A financial instrument is classified as liability if it provides for a contractual obligation to:

- deliver cash or another financial asset to another entity;
- exchange financial assets or financial liabilities with another entity under conditions that are potentially unfavorable to the Group; or
- satisfy the obligation other than by the exchange of a fixed amount of cash or another financial asset for a fixed number of own equity shares.

If the Group does not have an unconditional right to avoid delivering cash or another financial asset to settle its contractual obligation, the obligation meets the definition of a financial liability.

Cost to Obtain a Contract with a Customer

The Group recognizes an asset for the incremental cost of obtaining a contract with a customer if the Group expects to recover those costs. Otherwise, those costs are recognized as expense when incurred. The incremental costs of obtaining a contract are those costs that the Group incurs to obtain a contract.

Contract Balances

Contract Assets. A contract asset represents the Group's right to consideration in exchange for goods or services that the Group has transferred to a customer when that right is conditioned on something other than a passage of time. Contract assets are reclassified to trade receivables when payment is due from the customers.

Contract Liabilities. A contract liability represents the Group's obligation to transfer goods to a customer for which the Group has received consideration from the customer. Contract liabilities are recognized as revenue when the Group performs its obligations under the contract.

Other Current Assets

Other current assets mainly include creditable withholding taxes (CWT), prepayments, inventories, deferred input value-added tax (VAT), input VAT, and contract assets.

CWT. CWT represents the amount withheld by the Group's customer in relation to its income. CWT can be utilized as payment for income taxes provided that these are properly supported by certificates of creditable tax withheld at source subject to the rules on Philippine income taxation.

Prepayments. Prepayments represent expenses not yet incurred but already paid. Prepayments are initially recorded as assets and measured at the amount of consideration paid. Subsequently, these are charged to expense as these are consumed in operations or expire with the passage of time. Prepayments that are expected to be incurred no more than 12 months after the reporting date are classified as current assets. Otherwise these are classified as noncurrent assets.

Inventories. Inventories are valued at the lower of cost and NRV. Cost is determined using the weighted average method. All costs directly attributable to acquisition such as the purchase price, transport cost and taxes that are not subsequently recoverable from tax authorities are included as part of the cost of inventories.

The NRV of inventories is the estimated selling price in the ordinary course of business, less estimated costs necessary to make the sale. In determining the NRV, the Group considers any adjustment necessary for obsolescence.

When the NRV of inventories is lower than its cost, the inventories are written down to its NRV and the excess of the cost over the NRV is charged to profit or loss.

VAT

VAT represents the net amount of VAT recoverable from or payable to the tax authorities. Revenues, expenses and assets are recognized net of the amount of VAT, except:

- where the tax incurred on a purchase of assets or services is not recoverable from the taxation authority, in which case the tax is recognized as part of the cost of acquisition of the asset or as part of the expense item as applicable; and
- receivables and payables that are stated with the amount of tax included.

The net amount of VAT recoverable from or payable to the tax authorities is presented either as part of "Other current assets" or "Statutory payables" line item under "Accounts payable and other current liabilities" accounts in the consolidated statements of financial position.

Deferred Input VAT. Deferred input VAT represents the unamortized amount of input VAT on capital goods with an aggregate acquisition cost in each of the calendar months exceeding ₱1.0 million claimed and credit against output VAT over 60 months or the estimated useful lives of capital goods, whichever is shorter.

Deferred input VAT on capital goods is classified as current assets if it is expected to be claimed against output VAT over no more than 12 months after the reporting date. Otherwise these are classified as noncurrent assets.

Where the aggregate acquisition cost (exclusive of VAT) of the existing or finished depreciable capital goods purchased or imported during any calendar month does not exceed ₱1.0 million or if the purchase was made on or after January 1, 2022, the total input VAT will be allowable as credit against output VAT in the month of acquisition.

Deferred input VAT also represents the unpaid portion of availed services.

Deferred Output VAT. Deferred output VAT represents the VAT amount on credit sales that is not due to the tax authority until the corresponding amount of receivable is collected. This is recorded under "Trade and other payables" account in the consolidated statements of financial position.

Investments in Associates

An associate is an entity in which the Group has significant influence. Significant influence is the power to participate in the financial and operating policy decisions of the investee, but is not control or joint control over those policies.

The investments in associates are accounted for under the equity method in the consolidated financial statements. Under the equity method, the investments in associates are initially recognized at cost. Subsequent to initial recognition, the Group recognizes income to the extent of its share in the profit or loss of the associates. Distributions received reduce the carrying amount of the investments.

The carrying amounts of the investments are adjusted to recognize changes in the share of the Group in the net asset of the associates since the acquisition date. When the Group's share of losses in an associate equals or exceeds its interest in the associate, including any other unsecured receivables, the Group does not recognize further losses, unless it has incurred obligations or made payments on behalf of the associate.

The Group determines at the end of each reporting date whether there is any objective evidence that investment is impaired. If this is the case, the amount of impairment is calculated as the difference between the carrying amount of the investment and its recoverable amount and recognized in profit or loss.

Upon loss of significant influence over the associate, the Group measures and recognizes any retained investment at its fair value. Any difference between the carrying amount of the investment in associate upon loss of significant influence and the fair value of the retained investment and proceeds from disposal is recognized in profit or loss.

Property and Equipment

Property and equipment are stated at cost less accumulated depreciation and amortization and any accumulated impairment in value.

The initial cost of property and equipment comprises its purchase price, including nonrefundable purchase taxes and any directly attributable costs of bringing the property and equipment to its working condition and location for its intended use. Expenditures incurred after the property and equipment have been put into operations, such as repairs and maintenance, are normally charged to expense in the period the costs are incurred. In situations where it can be clearly demonstrated that the expenditures have resulted in an increase in the future economic benefits expected to be obtained from the use of an item of property and equipment beyond its originally assessed standard of performance, the expenditures are capitalized as an additional cost of property and equipment.

Each part of an item of property and equipment with a cost that is significant in relation to the total cost of the item is depreciated and amortized separately.

Depreciation and amortization are computed using the straight-line method over the estimated useful lives of the assets as follows:

Category	Number of Years
Transportation equipment	5
Office and IT equipment	3 to 5
Furniture and fixtures	2 to 3
Leasehold improvements	5 or lease term, whichever is shorter

The estimated useful lives and depreciation and amortization method are reviewed periodically to ensure that the periods and method of depreciation and amortization are consistent with the expected pattern of economic benefits from items of property and equipment.

When assets are retired or otherwise disposed of, both the cost and related accumulated depreciation amortization are removed from the accounts and any resulting gain or loss is recognized in profit or loss.

Fully-depreciated and amortized assets are retained as property and equipment until these are no longer in use.

Computer Software

Computer software is stated at cost less accumulated amortization and any impairment in value. The Group capitalizes computer software licensing costs which are being amortized, once available for its intended use, using the straight-line method over three years, the estimated finite useful life of the computer software. The amortization of the computer software is included under "Depreciation and amortization" account in the consolidated statements of comprehensive income.

The estimated useful life and amortization method are reviewed regularly to ensure that the period and method of amortization are consistent with the expected pattern of economic benefits from the computer software.

An item of computer software is derecognized upon disposal or when no future economic benefits are expected from its use or disposal. Any gain or loss arising from derecognition of the asset (calculated as the difference between the net disposal proceeds and the carrying amount of the asset) is recognized in profit or loss in the year the asset is derecognized.

The carrying amount of the computer software is recognized as part of "Other noncurrent assets" account in the consolidated statements of financial position.

Impairment of Nonfinancial Assets

Nonfinancial assets are reviewed for impairment when events or changes in circumstances indicate that the carrying amount may not be recoverable. The Group assesses at each reporting date whether there is an indication that an asset may be impaired. If any such indication exists, or when annual impairment testing for an asset is required, the Group makes an estimate of the asset's recoverable amount. An asset's recoverable amount is the higher of an asset's or cash-generating unit's fair value less costs to sell and its value in use and is determined for an individual asset, unless the asset does not generate cash inflows that are largely independent of those from other assets or groups of assets. Where the carrying amount of an asset exceeds its recoverable amount, the asset is considered impaired and is written down to its recoverable amount. In assessing value in use, the estimated

future cash flows are discounted to their present value using a pre-tax discount rate that reflects current market assessments of the time value of money and the risks specific to the asset. Impairment losses of continuing operations are recognized in profit or loss in those expense categories consistent with the function of the impaired asset.

An assessment is made at each reporting date as to whether there is any indication that previously recognized impairment losses may no longer exist or may have decreased. If such indication exists, the recoverable amount is estimated. A previously recognized impairment loss is reversed only if there has been a change in the estimates used to determine the asset's recoverable amount since the last impairment loss was recognized. If that is the case, the carrying amount of the asset is increased to its recoverable amount. That increased amount cannot exceed the carrying amount that would have been determined, had no impairment loss been recognized for the asset in prior years. Such reversal is recognized in profit or loss unless the asset is carried at revalued amount, in which case the reversal is treated as a revaluation increase. After the reversal, the depreciation and amortization charge is adjusted in future periods to allocate the asset's revised carrying amount, less any residual value, on a systematic basis over its remaining useful life.

Deposits for Stock Subscriptions

Deposits for stock subscriptions represent funds received from existing or potential stockholders to be applied as payment for future issuance of capital stock. Deposits for stock subscriptions are recognized as equity if and only if, all of the following elements forth by the SEC are present as of end of the reporting period:

- The unissued authorized capital stock of the entity is insufficient to cover the amount of shares indicated in the contract, unless the deposit is specific for a proposed increase in capital;
- There is BOD approval on the proposed increase in authorized capital stock (for which a deposit was received by the corporation);
- There is stockholders' approval of said proposed increase; and
- The application for the approval of the proposed increase has been presented for filing or has been filed with the SEC.

If any or all of the foregoing elements are not present, the deposits for stock subscriptions are recognized as liability.

Equity

Capital Stock and APIC. Capital stock is measured at the par value for all shares issued. Excess of proceeds or fair value of consideration received over par value of shares issued is recognized as APIC. Incremental costs, net of tax, incurred that are directly attributable to the issuance of new shares are recognized in equity as a reduction from related APIC or as an addition to Parent Company's deficit balance.

Equity Reserve. Equity reserve pertains to the difference between the amount by which the non-controlling interests are adjusted and the fair value of the consideration received as a result of change in the ownership interest of a subsidiary.

Retained Earnings (Deficit). Retained earnings (Deficit) represents the cumulative balance of the net income or loss, net of any dividend declaration.

Other Comprehensive Income (OCI). OCI comprises of items of income and expenses that are not recognized in profit or loss. OCI represents cumulative unrealized gains on fair value changes on investment in equity securities, cumulative remeasurement losses on retirement liability and cumulative translation adjustments.

Revenue Recognition

Revenue from Contract with Customers

Revenue from contract with customers is recognized when the performance obligation in the contract has been satisfied, either at a point in time or over time. Revenue is recognized over time if one of the following criteria is met: (a) the customer simultaneously receives and consumes the benefits as the Group perform its obligations; (b) the Group's performance creates or enhances an asset that the customer controls as the asset is created or enhanced; or (c) the Group's performance does not create an asset with an alternative use to the Group and the Group has an enforceable right to payment for performance completed to date. Otherwise, revenue is recognized at a point in time.

The Group's revenue from contracts with customers generally include broadband service contracts which are either offered separately or bundled with software licenses, contracts on sale and/or installation of software licenses, management service contracts and manpower augmentation service contracts.

Revenue from broadband service contracts offered separately, management service contracts and manpower augmentation service contracts are based on a fixed sales price and are recognized over time as the customer simultaneously receives and consumes the benefits provided by the Group.

Revenue from contracts on sale and/or installation of software licenses are recognized at the point in time when substantial control on the goods or service is transferred to the customer. The revenue from these contracts are based on a fixed sales price.

Revenue from broadband service contracts bundled with software licenses comprises two performance obligations, the promise to provide broadband service and transfer software licenses, which are distinct and separately identifiable. Accordingly, the Group allocates the transaction price based on the relative stand-alone selling prices of the broadband services and software license. The Group recognizes revenue from broadband services over time as the customer simultaneously receives and consumes the benefits provided by the Group. Revenue from the transfer of software licenses is recognized at a point in time, generally upon the delivery of the software licenses when the control of the goods is transferred to the customers.

Revenue is disaggregated and presented as "Service fees" and "Sale of goods" accounts, respectively, in the consolidated statements of income.

Service Fees. Fees are recognized when the related services have been rendered.

Sale of Goods. Sale of goods is recognized when the significant risks and rewards of ownership of the goods have passed to the buyer and the amount of revenue can be measured reliably. Revenue from sale of goods is measured at the fair value of the consideration received, excluding sales taxes, and net of discounts, returns and rebates, if any.

The Group also assesses its revenue arrangements to determine if it is acting as a principal or as an agent. The Group has assessed that it acts as a principal in all of its revenue sources.

Revenue outside the scope of PFRS 15 is recognized as follows:

Interest Income. Income is recognized as the interest accrues taking into account the effective yield on the assets.

Other Income. Income from other sources is recognized when earned.

Cost and Expense Recognition

Costs and expenses are recognized in profit or loss when a decrease in future economic benefits related to a decrease in an asset or an increase in a liability, other than distributions to equity participants, has arisen that can be measured reliably.

Cost of Services. Cost of services mainly pertains to the salaries of manpower rendering the broadband services and installation of licenses, as well as the salaries of deployed employees under the manpower augmentation contracts. These are recognized as the services are rendered.

Cost of Sales. Cost of sales mainly pertains to purchase cost of software licenses. These are generally recognized when related goods are sold.

Operating Expenses. Operating expenses constitute costs of administering the business and costs incurred to sell and market the services. These are expensed as incurred.

Interest Expense. Interest expense arising from borrowed funds are recognized in profit or loss using the effective interest method.

Employee Benefits

Short-term Benefits. Short-term employee benefits are expensed as the related service is provided. A liability is recognized for the amount expected to be paid if the Group has a present legal or constructive obligation to pay this amount as a result of past service provided by the employees and the obligation can be estimated reliably.

Retirement Benefits. The Group has an unfunded, noncontributory defined benefit plan covering all qualified employees. The retirement liability is determined using the projected unit credit method which reflects services rendered by employees to the date of valuation and incorporates assumptions concerning employees' projected salaries.

The Group recognizes service costs, comprising of current service costs and interest costs in profit or loss.

Current service costs pertain to the increase in the present value of a defined benefit obligation resulting from employee service in the current period.

Interest on the retirement liability is the change during the period in the retirement liability that arises from the passage of time which is determined by applying the discount rate based on government bonds to the retirement liability. Interest is calculated by applying the discount rate to the retirement liability.

Remeasurements comprising actuarial gains and losses are recognized immediately in OCI in the period in which they arise. Remeasurements are not reclassified to profit or loss in subsequent periods.

The present value of the defined benefit liability is determined by discounting the estimated future cash outflows using interest rate on government bonds that have terms to maturity approximating the terms of the related retirement liability.

Actuarial valuations are made with sufficient regularity that the amounts recognized in the consolidated financial statements do not differ materially from the amounts that would be determined at the reporting date.

Leases

The Group assesses whether the contract is, or contains, a lease. To assess whether a contract conveys the right to control the use of an identified assets for a period of time, the Group assesses whether, throughout the period of use, it has both of the following:

- a) the right to obtain substantially all of the economic benefits from the use of the identified asset; and
- b) the right to direct the use of the identified asset.

If the Group has the right to control the use of an identified asset for only a portion of the term of the contract, the contract contains a lease for that portion of the term. The Group also assesses whether a contract contains a lease for each potential separate lease component.

The Group as a Lessee. At the commencement date, the Group recognizes ROU assets and lease liabilities for all leases, except for leases with lease terms of 12 months or less (short-term leases) and leases for which the underlying asset is of low value, in which case the lease payments associated with those leases are recognized as an expense in profit or loss on a straight-line basis.

For leases with lease terms of 12 months or less but with an option to extend the lease, the management assesses whether there is reasonable certainty that the Group will extend the lease, by considering all relevant facts and circumstances that create an economic incentive for the lessee to extend or terminate the lease, to determine the appropriate lease term.

ROU Assets. At commencement date, the Group measures ROU assets at cost, which is comprised of the following:

- a) the amount of the initial measurement of lease liabilities;
- b) any lease payments made at or before the commencement date less any lease incentives received;
- c) any initial direct costs; and
- d) an estimation of costs to be incurred by the Group in dismantling and removing the underlying asset, when applicable.

After the commencement date, the ROU assets are carried at cost less accumulated amortization and any accumulated impairment losses, and adjusted for any remeasurement of the related lease liabilities. The ROU assets are amortized over the shorter of the lease terms or the useful lives of the underlying assets.

Lease Liabilities. At commencement date, the Group measures a lease liability at the present value of future lease payments using the interest rate implicit in the lease, if that rate can be readily determined. Otherwise, the Group uses its incremental borrowing rate.

Lease payments included in the measurement of a lease liability consist of the following:

- a) fixed payments, including in-substance fixed payments;
- b) variable lease payments that depend on an index or a rate, initially measured using the index or rate as at the commencement date;
- c) amounts expected to be payable by the lessee under residual value guarantees; and
- d) the exercise price under a purchase option that the Group is reasonably certain to exercise; lease payments in an optional renewal period if the Group is reasonably certain to exercise an extension option; and penalties for early termination of a lease unless the Group is reasonably certain not to terminate early.

A lease liability is subsequently measured at amortized cost. Interest on the lease liability and any variable lease payments not included in the measurement of lease liability are recognized in profit or loss unless these are capitalized as costs of another asset. Variable lease payments not included in the measurement of the lease liability are recognized in profit or loss when the event or condition that triggers those payments occurs.

If there is a change in the lease term or if there is a change in the assessment of an option to purchase the underlying asset, the lease liability is remeasured using a revised discount rate after considering the revised lease payments on the basis of the revised lease term or reflecting the change in amounts payable under the purchase option. The lease liability is also remeasured using the revised lease payments if there is a change in the amounts expected to be payable under a residual value guarantee or a change in future lease payments resulting from a change in an index or a rate used to determine those payments.

Income Taxes

Current Tax. Current tax is the expected tax payable on the taxable income for the year, using the tax rate enacted or substantively enacted at the reporting date.

Deferred Tax. Deferred tax is provided on all temporary differences at the reporting date between the tax bases of assets and liabilities and their carrying amounts for financial reporting purposes.

Deferred tax liabilities are recognized for all taxable temporary differences. Deferred tax assets are recognized for all deductible temporary differences and carry forward benefits of unused tax credits from net operating loss carry-over (NOLCO) and excess of minimum corporate income taxes (MCIT) over regular corporate income tax (RCIT) to the extent that it is probable that future taxable profit will be available against which the deductible temporary differences and unused tax credits from NOLCO and excess of MCIT over RCIT can be utilized.

The carrying amount of deferred tax assets is reviewed at each reporting date and reduced to the extent that it is no longer probable that sufficient future taxable profit will be available to allow all or part of the deferred tax assets to be utilized. Unrecognized deferred tax assets are reassessed at each reporting date and are recognized to the extent that it has become probable that future taxable profit will allow the deferred tax assets to be recovered.

Deferred tax assets and liabilities are measured at the tax rate that are expected to apply to the period when the asset is realized or the liability is settled, based on tax rate and tax laws in effect at the reporting date.

Deferred tax is recognized in profit or loss, except to the extent that it relates to items directly recognized in OCI.

Deferred tax assets and liabilities are offset, if a legally enforceable right exists to set off current tax assets against current tax liabilities and the deferred taxes relate to the same taxable entity and the same taxation authority.

Earnings Per Share (EPS) Attributable to the Equity Holders of the Parent

Basic EPS is computed by dividing net income for the year attributable to common shareholders by the weighted average number of common stock outstanding during the year with retroactive adjustments for any stock dividends declared and stock split.

Diluted EPS is calculated by adjusting the weighted average number of common stock outstanding to assume conversion of all potential dilutive common stock.

Where the EPS effect of potential dilutive common stock would be anti-dilutive, basic and diluted EPS are stated at the same amount.

Related Party Relationships and Transactions

A related party relationship exists when one party has the ability to control, directly, or indirectly through one or more intermediaries, or exercise significant influence over the other party in making financial and operating decisions. Such relationships also exist between and/or among entities which are under common control with the reporting entity, or between, and/or among the reporting entity and its key management personnel, directors or its stockholders. In considering each possible related party relationship, attention is directed to the substance of the relationship, and not merely to the legal form.

A related party transaction is a transfer of resources, services or obligation between a reporting entity and a related party.

A related party transaction is considered material if the transaction/s, either individually, or in aggregate over a twelve-month period with the same related party, amounts to ten percent (10%) or higher of a Group's total consolidated assets based on its latest consolidated financial statements.

Operating Segments

For management purposes, the Group's operating segments are organized and managed separately according to the nature of the services offered.

The Group's identified operating segments are consistent with the segments reported to the BOD, which is the Group's chief operating decision maker. Financial information on the operating segments are presented in Note 23.

Foreign Currency Translations

Transactions in foreign currencies are recorded using the exchange rate prevailing at the date of the transaction. Monetary assets and liabilities denominated in foreign currencies are restated using the rate of exchange prevailing at the reporting date. Foreign exchange differences between the rate at transaction date and the rate at settlement date or consolidated financial statement date are credited to or charged against current operations.

The Group determines the functional currency for each entity within the Group and items included in the financial statements of each entity are measured using that functional currency. For the subsidiary whose functional currency is different from the presentation currency, the Group translates the results of its operations and financial position into the presentation currency. As at the financial reporting date, the assets and liabilities presented (including comparatives) are translated

into the presentation currency at the closing rate of exchange prevailing at the financial reporting date while the capital stock and other equity balances are translated at historical exchange rates. The income and expense presented in profit or loss (including comparatives) are translated at the exchange rates at the dates of the transactions, where determinable, or at the weighted exchange average rate during the reporting period. The exchange differences arising from the translation to the presentation currency are recognized as a separate component of equity under the "Cumulative translation adjustment" account in the consolidated statements of financial position.

The functional currency of the Group's subsidiaries is Philippine Peso, except for JSIT which is US Dollar.

Provisions and Contingencies

Provisions are recognized when the Group has a present obligation (legal or constructive) as a result of a past event, it is probable that an outflow of resources embodying economic benefits will be required to settle the obligation, and a reliable estimate can be made of the amount of the obligation.

Contingent liabilities are not recognized in the consolidated financial statements. These are disclosed in the notes to consolidated financial statements unless the possibility of an outflow of resources embodying economic benefits is remote. Contingent assets are not recognized in the consolidated financial statements but are disclosed when an inflow of economic benefits is probable.

Events After the Reporting Date

Post year-end events that provide additional information about the Group's consolidated financial position at the end of reporting year (adjusting events) are reflected in the consolidated financial statements. Post year-end events that are not adjusting events are disclosed in the notes to consolidated financial statements when material.

3. Significant Judgments, Accounting Estimates and Assumptions

The preparation of the Group's consolidated financial statements in accordance with PFRS requires management to make judgments, accounting estimates and assumptions that affect the application of accounting policies and the amounts of assets, liabilities, income and expenses reported in the consolidated financial statements at the reporting date. The judgments and accounting estimates and assumptions used in the consolidated financial statements are based upon management's evaluation of relevant facts and circumstances as of the date of the consolidated financial statements. While the Group believes that the assumptions are reasonable and appropriate, significant differences in the actual experience or significant changes in the assumptions may materially affect the estimated amounts. Actual results could differ from such estimates. Such estimates will be adjusted accordingly when the results become determinable.

Judgments, accounting estimates and assumptions are continually evaluated and are based on historical experiences and other factors, including expectations of future events that are believed to be reasonable under the circumstances.

Judgments

In the process of applying the Group's accounting policies, management has made the following judgments, apart from those involving estimations, which have the most significant effect on the amounts recognized in the consolidated financial statements:

Determining Control over Subsidiaries. The Group determines that it has control over its subsidiaries by considering, among others, its power over the investee, exposure or rights to variable returns from its involvement with the investee, and the ability to use its power over the investee to affect its returns. The following factors are also considered:

- the contractual arrangement with the other vote holders of the investee
- rights arising from other contractual agreements
- the Group's voting rights and potential voting rights

Determining Significant Influence over the Investee. The Group determines that it has significant influence when it has a holding of 20% to 50% of the voting power of the investee, unless it can be clearly demonstrated that this is not the case. Conversely, a holding of less than 20% of the voting power is presumed not to give rise to significant influence, unless it can be clearly demonstrated that there is in fact significant influence.

The Group has determined that it has significant influence over the following investees as at December 31, 2023 and 2022:

NOW TEL

On April 20, 2022, the Group assessed that it has significant influence over NOW TEL when it increased its equity ownership from 19% to 24.23%. Accordingly, the investment was reclassified from investment in equity securities at FVOCI to investment in an associate. Critical judgment was exercised to assess whether the Group demonstrates significant influence over NOW TEL, such as the representation of the Group in the BOD of NOW TEL, participation in the policy-making process, and existence of material transactions between the Group and NOW TEL. On this basis, the Group has assessed that it has significant influence over NOW TEL and classified the investments as investment in an associate as at December 31, 2023 and 2022.

Softweb Consulting, Inc. (Softweb)

The Group considers its 50% equity interest in Softweb as an investment in an associate. Critical judgment was exercised to assess the facts and circumstances indicating the elements of control or level of influence of the Group over Softweb, such as the representation on the BOD of Softweb wherein the Group has two (2) representatives out of the five (5) BOD members. On this basis, the Group has determined that it has significant influence, but neither control nor joint control, over the financial and operating policy decisions over Softweb.

Classifying Lease Commitments – the Group as a Lessee. The Group has entered into leases for office spaces, parking spaces and roof decks. The Group recognized lease liabilities on the Group's noncancellable leases, based on the present value of lease payments over the lease term using the Group's incremental borrowing rate, and ROU assets based on the amount of lease liabilities, adjusted by the amount of any prepaid or accrued rent.

The Group availed the exemption for short-term leases on its lease of parking spaces and certain office space and roof decks with terms of 12 months or less. Accordingly, lease payments on these short-term leases are recognized as expense on a straight-line basis over the lease term.

The carrying amounts of the Group's ROU asset and lease liability as at December 31, 2023 and 2022 are disclosed in Note 14. Rent expense on short-term leases in 2023, 2022 and 2021 are disclosed in Note 14.

Classifying Financial Instruments. The Group exercises judgment in classifying a financial instrument, or its component parts, on initial recognition as either a financial asset, a financial liability or an equity instrument in accordance with the substance of the contractual arrangement and the definitions of a financial asset, a financial liability or an equity instrument. The substance of a financial instrument, rather than its legal form, governs its classification in the consolidated statements of financial position.

The Group has assessed that the financial assets and liabilities of the Group are classified as financial instruments at amortized cost. The preferred stock of the Parent Company as at December 31, 2023 and 2022 is classified as equity in the consolidated statements of financial position (see Note 11). The Company does not have any contractual obligation to deliver cash or another financial asset as a result of the issuance of its outstanding preferred stock.

Estimates and Assumptions

The key assumptions concerning the future and other key sources of estimation uncertainty at the financial reporting date, that have a significant risk of causing a material adjustment to the carrying amounts of assets and liabilities within the next reporting year are discussed below.

Assessing the ECL on Financial Assets at Amortized Cost. The Group estimates ECL on trade receivables and contract assets using a provision matrix that is based on days past due for groupings of various customer segments that have similar loss patterns. Depending on the diversity of its debtor's base, the Group uses its historical credit loss experience adjusted for forward-looking factors, as appropriate.

For other financial assets at amortized cost, the Group applies the general approach in measuring the ECL. The Group assessed that cash in banks are deposited with reputable counterparty banks that possess good credit ratings. For security deposits on lease contracts, the Group considered the financial capacity of the lessors to refund the deposits once the lease agreement has been terminated. For related party transactions, the Group considered the available liquid assets of the related parties, letter of support from the stockholders and the mitigation of credit exposure through legally enforceable rights.

The Group assesses that a financial asset is considered credit impaired when one or more events that have a detrimental effect on the estimated future cash flows of the asset have occurred, such as significant financial difficulty of the borrower.

The provision for impairment loss on trade and other receivables recognized by the Group in 2023, 2022 and 2021 are disclosed in Note 17.

The carrying amounts of financial assets at amortized cost are disclosed in Notes 4, 5, 6 and 12.

Determining the NRV of Inventories. The Group estimates the allowance for inventory losses related to telecommunication tools and supplies whenever the NRV of these inventories becomes lower than cost due to damage, physical deterioration or obsolescence.

No write-down of inventory was recognized in 2023, 2022 and 2021. Carrying amount of inventories at cost as at December 31, 2023 and 2022 are disclosed in Note 6.

Estimating the Useful Lives of Property and Equipment, ROU Assets, and Computer Software. The useful lives of the Group's property and equipment, ROU assets, and computer software are estimated based on the period over which the assets are expected to be available for use. The estimated useful lives are reviewed and updated if expectations differ from previous estimates.

There were no changes in the useful lives of the Group's property and equipment, ROU assets, and computer software in 2023, 2022 and 2021.

Depreciation and amortization recognized in 2023, 2022 and 2021 are disclosed in Note 8. The carrying amounts of property and equipment, ROU assets and computer software as at December 31, 2023 and 2022 are disclosed in Notes 6, 8 and 14.

Assessing the Impairment of Nonfinancial Assets. The Group assesses impairment on its nonfinancial assets whenever events or changes in circumstances indicate that the carrying amount of these assets may not be recoverable. The factors that the Group considers important which could trigger an impairment review include the following:

- significant underperformance relative to expected historical or projected future operating results;
- significant changes in the manner of use of the acquired assets or the strategy for overall business; and
- significant negative industry or economic trends.

Management has assessed that there are no indications of impairment on the nonfinancial assets in 2023, 2022 and 2021.

The carrying amounts of the nonfinancial assets are disclosed in Notes 6, 7, 8 and 14.

Estimating the Retirement Liability. The determination of the liability and costs of retirement benefits is dependent on the assumptions used by the actuary in calculating such amounts. Actual results that differ from the Group's assumptions are accumulated and recorded in OCI. While the Group believes that the assumptions are reasonable and appropriate, significant differences in the actual experience or significant changes in the assumptions may materially affect the retirement liability.

Retirement expense recognized in 2023, 2022 and 2021 and the retirement liability as at December 31, 2023 and 2022 are disclosed in Note 13.

Assessing the Recognition of Deferred Tax Assets. The carrying amount of deferred tax assets at each reporting date are reviewed and reduced to the extent that it is no longer probable that sufficient taxable profit will be available to allow all or part of the deferred tax assets to be utilized. The Group's assessment on the recognition of deferred tax assets on deductible temporary differences is based on the forecasted taxable income of the subsequent reporting periods. This forecast is based on the Group's past results and future expectations on revenue and expenses.

The details of deferred tax assets as at December 31, 2023 and 2022 are disclosed in Note 18. The Group did not recognize the deferred tax assets as it has assessed that it is not probable that sufficient taxable profit will be available to allow all or part of the deferred tax assets to be utilized.

4. Cash

This account consists of:

	2023	2022
Cash on hand	₱125,395	₱115,000
Cash in banks	45,234,649	14,236,917
	₱45,360,044	₱14,351,917

Cash in banks earn interest at prevailing bank deposit rates.

Details of interest income recognized in profit or loss are presented below:

	Note	2023	2022	2021
Cash in banks		₱23,556	₱36,553	₱30,631
Due from related parties	12	7,092,276	7,078,902	7,092,276
		₱7,115,832	₱7,115,455	₱7,122,907

5. Trade and Other Receivables

This account consists of:

	Note	2023	2022
Trade:			
Related parties	12	421,492,629	₱361,539,030
Third parties		88,174,203	91,479,299
Advances to officers and employees		4,274,427	4,293,485
		513,941,259	457,311,814
Less allowance for impairment loss		42,662,944	42,662,944
		₱471,278,315	₱414,648,870

Trade receivables from third parties are noninterest-bearing and are generally on a 30 to 60 days term.

Advances to officers and employees pertain to cash advances for use in day-to-day operations and are liquidated within one month from the date of grant of cash advance.

Movements in allowance for impairment loss on trade receivables are as follows:

	Note	2023	2022
Balance at beginning of year		₱42,662,944	₱40,317,062
Provision	17	—	2,345,882
Balance at end of year		₱42,662,944	₱42,662,944

6. Other Assets

Other Current Assets

This account consists of:

	Note	2023	2022
CWT		₱21,794,834	₱20,683,436
Prepayments		7,253,554	7,183,620
Inventories		7,185,806	5,793,036
Deferred input VAT		6,971,730	3,152,977
Input VAT		4,096,232	2,953,327
Contract assets	15	1,370,685	1,370,685
Others		777,456	777,456
		₱49,450,297	₱41,914,537

Inventories, pertaining to telecommunication tools and supplies, are measured at lower of cost and NRV. Cost of inventories charged to cost of sales and services amounted to ₱1.7 million, ₱4.2 million and ₱3.8 million in 2023, 2022 and 2021, respectively. This is presented as part of “Cost of VAS and other service agreements” line item in the “Cost of sales and services” account in the consolidated statements of comprehensive income.

Other Noncurrent Assets

This account consists of:

	Note	2023	2021
Computer software		₱1,118,210	₱1,696,757
Security deposits	14	1,406,996	1,391,368
Trademarks		75,210	75,210
		₱2,600,416	₱3,163,335

Movements in the computer software are as follows:

	Note	2023	2022
Cost			
Balance at beginning of year		₱8,384,442	₱8,017,672
Additions		1,729,537	366,770
Balance at end of year		10,113,979	8,384,442
Accumulated Amortization			
Balance at beginning of year		6,687,685	4,268,246
Amortization	8	2,308,084	2,419,439
Balance at end of year		8,995,769	6,687,685
Carrying Amount		₱1,118,210	₱1,696,757

7. Investments and Advances

This account consists of the following:

	2023	2022
Investments in and advances to associates:		
NOWTEL	₱2,192,223,043	₱2,196,069,138
Softweb	—	—
	₱2,192,223,043	₱2,196,069,138

Investment in NOWTEL

The details of the Parent Company’s investment in NOW TEL are as follows.

	2023		2022	
	Number of Shares	Ownership Percentage	Number of Shares	Ownership Percentage
Beginning of year	3,656,580	24%	2,656,580	19%
Additions/Increase	—	—	1,000,000	5%
End of year	3,656,580	24%	3,656,580	24%

Movements in the Parent Company's investment in NOW TEL are as follows:

	2023	2022
Balance at beginning of year	₱2,196,069,138	₱—
Share in net income (loss)	(3,846,095)	110,234
Reclassification from investment in equity securities at FVOCI	—	1,595,958,904
Application of advances for investment	—	600,000,000
Carrying amount	₱2,192,223,043	₱2,196,069,138

The summarized financial information of NOW TEL as at and for the years ended December 31, 2023 and 2022 is as follows:

	2023	2022
Total current assets	₱549,622,140	₱478,876,574
Total noncurrent assets	571,013,040	547,065,204
Total current liabilities	220,845,001	165,845,082
Total noncurrent liabilities	95,582,285	40,857,578
Revenues	57,580,830	70,173,017
Net income (loss) / total comprehensive income (loss)	(15,873,275)	682,420

On February 22, 2018, NOW TEL secured an extension of its congressional franchise for a period of 25 years or until 2043 under Republic Act No. 10972. The franchise allows NOW TEL to operate mobile radio systems such as paging systems, cellular phone systems, personal communication network and any other similar systems in or outside the country. On January 3, 2006, the NTC granted NOW TEL a provisional authority (PA) to install, operate and maintain nationwide mobile telecommunications systems, offer services and to charge rates therefor. The PA was extended several times, up to but not beyond March 2019. On September 14, 2020, NOW TEL's provisional authority to operate a mobile telecommunications system was extended until September 2023. As of December 31, 2023, NOW TEL's application for the renewal of its provisional authority dated March 4, 2022 is still pending with NTC.

On May 3, 2021, NOW TEL's BOD and stockholders approved to increase its authorized capital stock from 14,597,489 shares at ₱100 par value a share to 19,041,925 shares at ₱100 par value a share. Of the increase of 4,444,436 shares, 25% or 1,111,109 shares have been fully subscribed and fully paid for by the subscribing shareholders. Moreover, on June 24, 2021, the Parent Company's stockholders approved to apply its advances for investments of ₱600.0 million against additional subscription to 1,000,000 shares of NOW TEL's increase at a conversion price of ₱600 a share. This increased the Group's ownership interest in NOW TEL from 19% to 24.23%. The increase in NOW TEL's authorized capital stock was approved by the SEC on April 20, 2022.

On June 6, 2019, the Parent Company's stockholders approved to increase its equity share in NOW TEL up to 30% by way of a share swap transaction between the Parent Company and NOW TEL's stockholders, and delegated the finalization of the share swap price and other terms to the Parent Company's BOD. As at April 25, 2024, the details and other terms of the share swap are not yet finalized.

Valuation Using Discounted Cash Flow Method

Unrealized gain on fair value measurement of investment in NOWTEL which was accounted for as equity securities at FVOCI prior to reclassification to investment in associate in 2021 amounted to ₱14,589,528. Cumulative unrealized gain retained in Other Comprehensive Income account after reclassification amounted to ₱306,680,554.

The key inputs used for the valuation using DCF in 2021 are as follows:

Prospective Financial Information. Management-prepared prospective financial information for NOW TEL's future cash flows from revenues, costs, capital expenditures and earnings for 25 years, or the term of NOW TEL's franchise approved in 2018. The prospective financial information include future cash flows arising from the mobile and fixed broadband services to be offered by NOW TEL.

Growth Rate Estimates. The long-term growth rate of 1.87% in 2021 used to extrapolate the future cash flows from the investment in NOW TEL excludes expansions and possible acquisitions in the future. Management also recognizes the possibility of new entrants, which may have significant impact on existing growth rate assumptions. Management however, believes that new entrants will not have a significant adverse impact on the forecast included in the budget.

WACC. The discount rate of 7.40% in 2021, reflects management's estimate of risks within the cash-generating units. This is the benchmark used by the management to assess operating performance. In determining appropriate discount rates, regard has been given to various market information, including but not limited to, ten-year treasury bond yield, bank lending rates and market risk premium.

Sensitivity Analysis. An increase (a decrease) in the prospective financial information arising from future cash flows would result to a higher (lower) fair value of the investment. An increase (a decrease) in growth rate estimates would result to a higher (lower) fair value of the investment. An increase (a decrease) in WACC estimates would result to a lower (higher) fair value of the investment.

Legal Contingencies of NOW TEL

NOW TEL is a party to certain lawsuits or claims which are still pending resolution as at April 25, 2024. NOW TEL's management believes that, based on information currently available and on the opinion of its legal counsel, the outcome of the lawsuits or claims will not have a material effect on the consolidated financial statements and on the prospective financial information or future cash flows of NOW TEL.

NOW TEL has a pending petition with the Supreme Court, contesting NTC's 2005 assessment of Supervision and Regulation Fees (SRF). The assessment included APIC arising from debt restructuring. As supported by existing rules and jurisprudence, the SRF should be computed based on capital stock subscribed or paid but not including APIC arising from debt restructuring. As at April 25, 2024, the petition is still pending decision by the Supreme Court.

Investment in and Advances to Softweb

The Group has an investment amounting to ₱6.0 million equivalent to 50% equity interest in Softweb. Softweb specializes in Lotus consulting and training services.

The Group's share in the losses of Softweb has already exceeded the cost of its investment. Accordingly, the carrying amount of the investment in Softweb as at December 31, 2023 and 2022 is nil. The unrecognized cumulative share in net loss amounted to ₱7.1 million as at December 31, 2023 and 2022. The Group does not have any legal or constructive obligation to make payments on behalf of Softweb.

The Group also has advances amounting to ₱5.0 million pertaining to a deposit for stock subscription. This amount was already fully provided with allowance for impairment loss as at December 31, 2023 and 2022 (see Note 12).

8. Property and Equipment

Movements in this account are as follows:

	2023				Total
	Transportation Equipment	Office and IT Equipment	Furniture and Fixtures	Leasehold Improvements	
Cost					
Balance at beginning of year	₱36,280,190	₱39,311,787	₱2,383,186	₱4,937,446	₱82,912,609
Additions	–	1,633,760	–	–	1,633,760
Balance at end of year	36,280,190	40,945,547	2,383,186	4,937,446	84,546,369
Accumulated Depreciation and Amortization					
Balance at beginning of year	23,261,131	37,943,175	1,377,083	4,937,446	67,518,835
Depreciation and amortization	3,483,269	2,168,590	23,290	–	5,675,149
Balance at end of year	26,744,400	40,111,765	1,400,373	4,937,446	73,193,984
Carrying Amount	₱9,535,790	₱833,782	₱982,813	₱–	₱11,352,385

	2022				Total
	Transportation Equipment	Office and IT Equipment	Furniture and Fixtures	Leasehold Improvements	
Cost					
Balance at beginning of year	₱28,896,261	₱37,939,191	₱1,602,025	₱4,937,446	₱73,374,923
Additions	7,383,929	1,372,596	781,161	–	9,537,686
Balance at end of year	36,280,190	39,311,787	2,383,186	4,937,446	82,912,609
Accumulated Depreciation and Amortization					
Balance at beginning of year	20,283,338	36,106,480	1,353,792	4,937,446	62,681,056
Depreciation and amortization	2,977,793	1,836,695	23,291	–	4,837,779
Balance at end of year	23,261,131	37,943,175	1,377,083	4,937,446	67,518,835
Carrying Amount	₱13,019,059	₱1,368,612	₱1,006,103	₱–	₱15,393,774

Transportation equipment with an aggregate carrying amount of ₱9.1 million and ₱11.7 million as at December 31, 2023 and 2022, respectively, were held as collateral for the Parent Company's loans (see Note 10).

Cost of fully depreciated property and equipment that are still used in operations amounted to ₱46.6 million and ₱42.2 million as at December 31, 2023 and 2022, respectively.

Depreciation and amortization recognized as part of “Operating expenses” account in the consolidated statements of income is presented below (see Note 17):

	Note	2023	2022	2021
Property and equipment		₱5,675,149	₱4,837,779	₱5,020,429
ROU assets	14	4,800,492	3,559,881	2,996,276
Computer software	6	2,308,084	2,419,439	1,582,722
		₱12,783,725	₱10,817,099	₱9,599,427

9. Accounts Payable and Other Current Liabilities

This account consists of:

	Note	2023	2022
Trade:			
Third parties		₱50,790,105	₱44,351,918
Related parties	12	47,201,066	15,356,720
Accrued expenses:			
Interest	12	59,903,586	59,903,586
Others		43,265,521	43,427,795
Deferred output VAT		57,368,004	52,202,435
Statutory payables		5,654,949	2,140,261
		₱264,183,231	₱217,382,715

Trade payables to third parties include amounts due to suppliers of software licenses, materials and supplies and other services directly related to operations. These are unsecured, noninterest-bearing and are generally on a 30 to 60 days term.

Other accrued expenses pertain to accruals for professional fees, outside services and other operating expenses. These are unsecured, noninterest-bearing and are normally settled within the next reporting year.

Statutory payables include output VAT payable, withholding taxes payable and payables to various government agencies which are normally settled within the following month.

10. Short-term and Long-term Loans

Short-term Loans

This account consists of:

	Note	2023	2022
Creditor:			
Land Bank of the Philippines (Land Bank)		₱50,000,000	₱50,000,000
Union Bank of the Philippines (UnionBank)		50,000,000	50,000,000
Third party		12,000,000	12,000,000
Stockholder	12	—	221,000,000
		₱112,000,000	₱333,000,000

Land Bank Loan

On February 10, 2021, the Parent Company secured a set of short-term loans totaling ₱50.0 million with interest rate of 6.50% per annum and six (6) months term. The loans were subsequently renewed and is maturing in July 2023.

The Group settled a portion of the loans amounting to ₱17.5 million and renewed the remaining ₱32.5 million for another six (6) months at an annual interest rate of 8.00%. The Group consequently secured another set of loans in 2023 aggregating ₱17.5 million with an annual interest rate of 8.00% and six (6) months term.

UnionBank Loan

The Parent Company availed of a -term loan amounting to ₱50.0 million with UnionBank. The loan carries an annual interest rate of 4.50% and was due on September 30, 2022. The loan was subsequently renewed for another year in 2022 and 2023 with the latest maturity date until March 22, 2024 with an annual interest rate of 8.13%.

Loans from a Third Party

In 2019, the Parent Company availed of loans aggregating ₱14.0 million from a third party, mainly to fund its working capital requirements. The loans have a term of six (6) months and carry an interest rate of 8.00% per annum. The Parent Company paid ₱2.0 million in 2020. In 2021, the maturities of the loans amounting to ₱2.0 million and ₱10.0 million were further extended up to August 2023 and September 2023, respectively. Subsequently, in 2023, the maturities of the loans were further extended up to February 2024 and March 2024, respectively.

Loan from a Stockholder

The BOD approved to convert the Group's ₱221.0 million advances from VI to a 1-year interest-bearing loan renewable with interest based on prevailing market rates, effective May 24, 2022, instead of converting it into equity as previously approved on July 1, 2021 (see Note 12).

On April 29, 2023, the Parent Company and VI entered into an agreement to extend the maturity date and set the interest period and monthly repayment period of the loan starting January 2, 2025 up to January 1, 2030 with interest based on prevailing market rate.

Interest expense charged to profit or loss amounted to ₱3.9 million and ₱6.0 million in 2023 and 2022, respectively. Interest payable amounted to ₱11.2 million and ₱6.0 million as at December 31, 2023 and 2022, respectively.

Long-term Loans

This account consists of:

	2023	2022
Creditor:		
Stockholder	₱209,201,144	₱—
Producers Savings Bank Corporation (PSBC)	81,474,290	28,329,589
Rizal Commercial Banking Corporation (RCBC)	8,546,099	11,050,039
	299,221,533	39,379,628
Current portion	20,528,660	22,718,334
Noncurrent portion	₱278,692,873	₱16,661,294

Loan from a Stockholder

The details of the impact of discounting of VI loans are as follows:

	2023
Principal	₱221,000,000
Effect of loan modification	22,970,377
Accretion of interest	(11,171,521)
Unamortized portion	11,798,856
Carrying amount	₱209,201,144

PSBC Loan

On October 31, 2018, the Parent Company obtained a five-year ₱50.0 million loan agreement with PSBC which is to be settled in 36 monthly payments starting February 2021 until January 2024. The loan carries an interest rate of 8% per annum. This was fully settled in January 2024.

On June 16, 2022, the Parent Company further obtained a six-year ₱10.0 million loan which is to be settled in 10 semi-annual payments starting January 2024 until maturity in June 2028. The loan carries an interest rate of 9% per annum.

On December 6, 2023, the Parent Company availed of additional five-year ₱75.0 million loan which is to be settle in 60 monthly payments starting January 2024 until maturity in December 2028. The loan carries an interest rate of 11% per annum.

RCBC Loan

In 2021, the Parent company availed of chattel mortgage loans aggregating ₱7.1 million from RCBC for purchases of transportation equipment. The loans are to be settled in 60 equal monthly payments, have a term of five (5) years and bears interest rates ranging from 9.43% to 10.35% per annum.

In 2022, the Parent Company further availed of chattel mortgage loans aggregating ₱6.6 million from the same bank. The loans are to be settled in 60 equal monthly payments, have a term of 5 years and bear interest rate of 9.44% per annum.

The transportation equipment is held as collateral for the Parent Company's loans (see Note 8).

Interest Expense

Details of interest expense recognized in profit or loss are as follows:

	Note	2023	2022	2021
Interest expense on:				
Short-term loans		₱9,069,500	₱13,261,564	₱4,792,639
Long-term loans		14,317,351	3,425,368	4,951,490
Lease liabilities	14	617,049	411,592	339,759
		₱24,003,900	₱17,098,524	₱10,083,888

11. Capital Stock

Preferred Stock

On November 8, 2016, the Parent Company's stockholders approved the amendment in the AOI to reclassify 60,000,000 unissued common shares to redeemable, convertible, cumulative, non-participating and non-voting Peso-denominated preferred shares, with or without detachable warrants at ₱1.00 a share. This was approved by the SEC on January 10, 2017.

On May 21, 2018, the BOD approved and ratified the designation of the 5,000,000 redeemable, convertible, cumulative, non-participating and non-voting Peso-denominated preferred shares as the Preferred "A" shares. On the same date, the BOD approved the offering of the Preferred "A" shares, with an oversubscription option of additional 5,000,000 Preferred "A" shares, with 25,000,000 underlying common shares and an additional 25,000,000 common shares upon the exercise of the oversubscription option, which common shares shall be issued upon conversion of the Preferred "A" shares, with detachable warrants. This was approved by the Parent Company's stockholders on June 1, 2018.

On June 22, 2018, the SEC issued the Certificate of Filing of Enabling Resolution which approved the designation and offering of the Preferred "A" shares.

On August 24, 2020, the Parent Company's stockholders approved the subscription of VI to 60,000,000 redeemable, convertible, cumulative, non-participating and non-voting Peso-denominated preferred shares at a subscription price of ₱1.00 a share. No APIC was recognized on the issuance. The preferred shares issued to VI may be converted to common shares at 1:1 ratio at any time from the first anniversary after the issue date of the preferred shares until the 5th anniversary after the issue date. The preferred shares also have one (1) free detachable warrant for every preferred share which are exercisable after the 2nd anniversary common shares at a conversion price of ₱2.25 per common share.

Common Stock

On July 28, 2020, the Parent Company's BOD approved the conversion of advances from VI amounting to ₱89.0 million into equity at a conversion price of ₱2.18 a share. This was approved by the Parent Company's stockholders on June 24, 2021. As at reporting date, the Parent Company is in the process of converting the said advances to equity for filing with the SEC (see Note 12).

On 24 May 2022, the BOD in its special meeting approved to reverse its approval on July 1, 2021 of the conversion of advances from VI amounting to ₱221.0 million into equity. The BOD likewise approved the conversion of said advances into an interest-bearing loan, effective 24 May 2022, with a term of one (1) year, renewable upon mutual agreement of the parties, with interest based on prevailing market rates. Subsequently on April 29, 2023, the Parent Company and VI entered into an agreement to extend the maturity date of loans until January 1, 2030 (see Note 10). The approvals were made upon recommendations of management, based on proposals from and discussion with VI, given the current market conditions, and to give time to complete the implementation of the pending batches of conversions of advances to equity and cash subscription as previously agreed upon by the parties (see Note 12).

Increase in Authorized Capital Stock

On October 23, 2020, the Parent Company's BOD approved to increase the Parent Company's authorized capital stock from a total of ₱1,502.0 million (common stock and preferred stock) to ₱1,858.0 million. On June 24, 2021, the Parent Company's stockholders unanimously ratified the approval of the BOD. As at reporting date, the application for the planned increase is yet to be filed with the SEC.

Below is the track record of issuance of the Parent Company's securities:

Date of Approval	Nature	Number of shares		Issue/Offer Price
		Authorized	Issued/Subscribed	
July 30, 2003	Common stock	40,000,000	28,000,000	₱1.00
November 11, 2008	Common stock	1,320,000,000	1,289,278,350	₱1.00
December 17, 2015	Common stock	2,120,000,000	200,000,000	₱1.00
November 6, 2019	Common stock	2,060,000,000	155,294,118	₱0.70
March 16, 2020	Common stock	2,060,000,000	32,153,846	₱0.70
August 24, 2020	Common stock	2,060,000,000	102,000,000	₱0.70
August 24, 2020	Preferred stock	60,000,000	60,000,000	₱1.00

12. Related Party Transactions

The transactions and balances of the Group with its related parties are as follows:

	Nature of Transaction	Transactions during the Year		Outstanding Balances	
		2023	2022	2023	2022
Trade and other receivables					
Entities under common control	Infrastructure build-up services	₱65,000,000	₱80,000,000	₱418,094,228	₱358,395,429
	Management fees	9,000,000	9,000,000	109,201	99,201
Stockholder	Management fees	240,000	240,000	3,289,200	3,044,400
				₱421,492,629	₱361,539,030
Due from related parties					
Stockholders	Advances	₱—	₱3,982,292	122,634,179	₱123,765,578
	Interest	7,092,276	7,078,902	36,705,074	31,125,000
Entities under common control	Advances	97,858,307	9,983,934	165,294,549	76,816,979
				₱324,633,802	₱231,707,557
Accounts payable and other current liabilities					
Entities under common control	VAS and other service agreements	₱51,308,298	₱62,866,432	₱—	₱—
	Advances	35,406,391	2,085,335	39,991,713	9,110,066
	Outside services	1,018,767	907,263	7,209,353	6,246,654
Stockholders	Interest	—	—	59,903,586	59,903,586
				₱107,104,652	₱75,260,306
Short-term and long-term loans and interest payable					
Stockholder	Principal	₱221,000,000	₱221,000,000	₱221,000,000	₱221,000,000
	Interest	11,171,521	6,048,740	11,171,521	6,048,740
				232,171,521	227,048,740
Due to related parties					
Stockholders	Advances	₱144,729,323	₱48,869,308	124,971,029	₱55,754,375
	Leases	—	—	2,896,778	2,896,778
Entities under common control	Leases	240,000	390,000	70,666	53,866
	Advances	—	—	339,606	339,606
	Services	—	—	605,212	605,212
				₱128,883,291	₱59,649,837

Trade and Other Receivables

- Infrastructure Build-up Services.** The Parent Company has service agreements with NOW TEL, NOW Cable and NewsNet wherein the Parent Company will provide infrastructure build-up and technology design services, including project management, design, planning, and installation of major network hubs for a contract price of ₱5.0 million per network hub in order to facilitate the Parent Company's provision of VAS to the public.

Service revenue recognized related to infrastructure build-up amounted to ₱65.0 million, ₱80.0 million and ₱80.0 million in 2023, 2022 and 2021, respectively.

- b. *Technical Services.* Part of the service agreements discussed above is to provide technical consultancy services for a period of ten (10) years with a monthly fee of ₱50,000 each for NOW Cable and NewsNet. The parties mutually agreed to defer this arrangement since no technical services related to the project was provided to NOW Cable and NewsNet in 2023, 2022 and 2021.
- c. *Management Services.* The Parent Company entered into a contract with the Asian Institute of Journalism and Communication (AIJC) to provide management services beginning January 1, 2018 to December 31, 2020 for a monthly fee. The contract was renewed for another five (5) years or until December 31, 2025. Service revenue amounted to ₱1.2 million in 2023, 2022 and 2021.

The Parent Company also entered into a contract with NOW TEL to provide day-to-day management services beginning January 1, 2016 to January 1, 2022. Service revenue from this contract amounted to ₱7.8 million in 2023, 2022 and 2021.

The Parent Company also charges VI management fees for performing accounting and administrative functions of VI. Management fees charged to VI amounted to ₱0.2 million in 2023, 2022 and 2021.

Due from Related Parties

- a. In 2018, the Parent Company entered into a deed of sale with Joyce Link to sell certain advances to and receivables from other related parties to Joyce Link in exchange for a one-year promissory note amounting to ₱88.7 million with interest of 8% per annum. The promissory note is convertible to common stock at the option of the holder. No gain or loss was recognized on the transaction.

Interest income earned amounting to ₱7.1 million in 2023, 2022 and 2021 from the promissory note were recognized as part of the advances to Joyce Link (see Note 4).

- b. The Group has advances to Softweb amounting to ₱5.0 million which was already fully provided with allowance for impairment loss as at December 31, 2023 and 2022 (see Note 7).
- c. The Group has other advances to stockholders and related parties for working capital purposes. These are unsecured, noninterest-bearing and do not have definite repayment terms.

Accounts Payable and Other Current Liabilities

- a. *VAS and Other Service Agreements.* The VAS and other service agreements allow NOW TEL, NOW Cable and NewsNet to charge the Parent Company for: (a) the actual usage of bandwidth under a cost-plus-margin arrangement, (b) the network services provided through a revenue-sharing arrangement, and (c) network connectivity fee for the Parent Company's use of the site and communication equipment of NOW Cable and NewsNet in its operations.

Total cost related to VAS and other service agreements presented under the “Cost of sales and services” account in the consolidated statements of comprehensive income are as follows (see Note 16):

	2023	2022	2021
Bandwidth costs	₱33,413,531	₱40,173,017	₱35,270,333
Cost of VAS and other service agreements	9,061,188	8,421,793	7,575,416
Network connectivity fees	8,833,579	14,270,247	19,607,500
	₱51,308,298	₱62,865,057	₱62,453,249

- b. On January 3, 2017, the Parent Company renewed its service agreement with Knowledge Professionals Service Cooperative (KPSC) for a period of five (5) years beginning January 13, 2017 to January 2, 2022. The agreement was subsequently renewed for another 5 years or until January 2, 2027. Under the service agreement, KPSC shall provide consultancy and manpower services depending on the services specifically required by the Group.

Outside services incurred by the Parent Company for the services provided by KPSC amounted to ₱1.0 million, ₱0.9 million and ₱2.3 million in 2023, 2022 and 2021, respectively (see Notes 16 and 17).

Due to Related Parties

- a. The Parent Company has interest-bearing advances due to VI for working capital and investment requirements. In 2015, VI waived the interest accruing on the remaining balance and subsequent advances to be received from VI.

The Parent Company’s BOD and stockholders approved the conversion of advances from VI into equity in various years as presented below:

Year	Amount	Status of SEC Approval
2016	₱264,000,000	Approved on November 6, 2019
2019	209,000,000	Approved on March 16, 2020
2020	89,000,000	Not yet filed

Outstanding accrued interest amounting to ₱59.9 million as at December 31, 2023 and 2022 were recorded as part of “Accounts payable and other current liabilities” account in the consolidated statements of financial position (see Note 9).

- b. The Group has other advances from related parties under common control for working capital purposes.

Loan with VI

On May 24, 2022, the BOD, in its special meeting, approved to reverse its approval on July 1, 2021 on the conversion into equity of the ₱221.00 million advances from VI. The BOD likewise approved the conversion of said advances into an interest-bearing loan, effective May 24, 2022, with a term of one (1) year, renewable upon mutual agreement of the parties, with interest based on prevailing market rates (see Note 11). On April 29, 2023, the Parent Company and VI entered into an agreement to extend the maturity date of the loans until January 1, 2030 (see Note 10).

Terms and Conditions of Transactions with Related Parties

Outstanding balances are unsecured, noninterest-bearing and are collectible/payable either on demand or settled in cash on a 30 to 60 days term, except for due from and to related parties which do not have definite repayment terms. There were no guarantees provided or received for any related party receivables.

No ECL was recognized on trade and other receivables and due from related parties in 2023, 2022 and 2021.

Compensation of Key Management Personnel

Compensation of key management personnel presented as part of “Salaries and employee benefits” line item under “Operating expenses” account in the consolidated statements of income consists of short-term employee benefits amounting to ₱8.7 million, ₱9.3 million and ₱12.1 million in 2023, 2022 and 2021, respectively.

There are no post-employment benefits, share-based payment, termination benefits and other long-term benefits provided to the key management personnel of the Group.

On July 3, 2020, the Parent Company’s BOD approved the planned stock grant to the eligible members of the key management personnel based on the number of years of service. This plan is yet to be approved by the Parent Company’s stockholders as of report date.

Approval Requirements and Limits on the Amount and Extent of Related Party Transactions

All individual material related party transactions (MRPT) and those involving directors and/or officers shall be approved by at least two-thirds (2/3) vote of the BOD, with at least a majority of the independent directors voting to approve the MRPT. In case that a majority of the independent directors’ vote is not secured, the MRPT may be ratified by the vote of the stockholders representing at least two-thirds (2/3) of the outstanding capital stock.

Aggregate related party transactions within a 12-month period that meets or breaches the materiality threshold shall require the same BOD approval mentioned above.

13. Retirement Liability

The Group has an unfunded, non-contributory defined benefit plan covering substantially all of its qualified employees. The latest available actuarial report of the Group is as at December 31, 2020. Management has assessed that the recognized retirement liability would not significantly differ from the amount that would have been recognized had an actuarial valuation been obtained as at and for the years ended December 31, 2023 and 2022.

Retirement expense presented as part of “Salaries and employee benefits” line item under “Operating expenses” account in the consolidated statements of income is as follows:

	2023	2022	2021
Current service cost	₱1,018,462	₱986,531	₱955,636
Interest cost	380,400	344,093	183,819
	₱1,398,862	₱1,330,624	₱1,139,455

Movements in the retirement liability are as follows:

	2023	2022
Balance at beginning of year	₱6,332,964	₱5,002,340
Current service cost	1,018,462	986,531
Interest cost	380,400	344,093
Balance at end of year	₱7,731,826	₱6,332,964

The cumulative remeasurement losses recognized in OCI amounted to ₱1.8 million as at December 31, 2023 and 2022.

The assumptions used by the Group in determining retirement expense are discount rates of 6.00% to 7.06% and salary increase rate of 3.0% to 5% for the years ended December 31, 2023 and 2022.

The sensitivity analysis based on reasonably possible changes in the assumptions as at December 31, 2023 is as follows:

	Change in Assumption	Effects on retirement liability	
		2023	2022
Discount rate	+1%	(₱269,988)	(₱237,001)
	-1%	(221,048)	(95,686)
Salary increase rate	+1%	13,834	19,068
	-1%	(274,454)	(297,710)

Each sensitivity analysis on the significant actuarial assumptions was prepared by remeasuring the retirement liability at the reporting date after adjusting one of the current assumptions according to the applicable sensitivity increment or decrement (based on changes in the relevant assumption that were reasonably possible at the valuation date) while all other assumptions remained unchanged. The corresponding change in the retirement liability was expressed as a percentage change from the base retirement liability.

The table below shows the maturity analysis of the undiscounted benefit payments:

Within five years	₱4,723,957
More than 5 years but less than 20 years	8,985,329
20 years or more	12,195,608

The average duration of the defined benefit liability is from 16 to 18 years and 17 to 19 years as at December 31, 2023 and 2022, respectively.

14. Lease Commitments

Long-term Leases

The Group leases office spaces and roof decks from various entities with terms ranging from two to five years. These are renewable upon mutual agreement of the parties and do not contain any purchase options.

The Group recognized ROU assets and lease liabilities for its lease agreements on office spaces and roof decks.

Movements in ROU assets as at December 31 are as follows:

	Note	2023	2022
Cost			
Balance at beginning of year		₱18,007,464	₱13,702,270
Additions		6,282,024	6,936,221
Termination		(1,775,838)	–
Expired portion		(1,595,191)	(2,631,027)
Balance at end of year		20,918,459	18,007,464
Accumulated Amortization			
Balance at beginning of year		8,738,100	7,809,246
Amortization	8	4,800,492	3,559,881
Termination		(1,034,641)	–
Expired portion		(1,595,191)	(2,631,027)
Balance at end of year		10,908,760	8,738,100
Carrying Amount		₱10,009,699	₱9,269,364

Movements in lease liabilities as at December 31 are as follows:

	Note	2023	2022
Balance at beginning of year		₱11,837,228	₱7,740,441
Additions		6,282,024	6,936,221
Rental payments		(4,474,350)	(3,251,026)
Interest	10	617,049	411,592
Termination		(795,959)	–
Balance at end of year		13,465,992	11,837,228
Current portion		7,768,052	5,116,288
Noncurrent portion		₱5,697,940	₱6,720,940

The incremental borrowing rate ranging from 3.05% to 7.94% was applied to the lease liabilities. ROU assets were measured at the amount of the lease liabilities, adjusted by the amount of prepaid and accrued rent at adoption date.

In 2023, management decided to terminate certain leases resulting to a gain on reversal of the lease liabilities amounting to ₱0.1 million.

Short-term Leases

The Group leases parking spaces and certain office space and roof decks for a period of less than one year and is renewable at the option of the parties.

Rent expense arising from short-term leases amounted to ₱4.5 million, ₱4.6 million, and ₱4.5 million in 2023, 2022 and 2021, respectively. Refundable security deposits amounted to ₱1.4 million as at December 31, 2023 and 2022 (see Note 6).

The amounts recognized in profit or loss are as follows:

	Note	2023	2022	2021
Rent expense:				
Cost of sales and services	16	₱3,987,349	₱4,148,014	₱4,213,961
Operating expenses	17	518,531	420,837	290,704
Amortization of ROU asset		4,800,492	3,559,881	2,996,276
Interest expense on lease liabilities		617,049	411,592	339,759
		₱9,923,421	₱8,540,324	₱7,840,700

Maturity analysis of undiscounted contractual lease payments from December 31 is as follows:

	2023	2022
On demand	₱2,630,000	₱1,148,000
Within one year	5,461,302	4,114,382
After one year but not more than five years	6,065,714	6,605,446
	₱14,157,016	₱11,867,828

15. Revenue

Disaggregation of the Group's revenue from contracts with customers is presented below:

	2023		
	Service fees	Sale of goods	Total
Broadband services	₱93,303,008	₱—	₱93,303,008
Management services	74,240,000	—	74,240,000
Manpower augmentation	19,971,026	—	19,971,026
Sale and/or installation of software licenses	—	4,270,436	4,270,436
	₱187,514,034	₱4,270,436	₱191,784,470

	2022		
	Service fees	Sale of goods	Total
Broadband services	₱93,039,089	₱—	₱93,039,089
Management services	87,742,259	—	87,742,259
Manpower augmentation	14,679,235	—	14,679,235
Sale and/or installation of software licenses	—	7,083,005	7,083,005
	₱195,460,583	₱7,083,005	₱202,543,588

	2021		
	Service fees	Sale of goods	Total
Broadband services	₱85,000,638	₱—	₱85,000,638
Management services	89,240,000	—	89,240,000
Manpower augmentation	12,835,691	—	12,835,691
Sale and/or installation of software licenses	—	9,327,650	9,327,650
	₱187,076,329	₱9,327,650	₱196,403,979

Management services are fees charged for various services provided by the Parent Company to its related parties (see Note 12).

Broadband services pertain to contracts with commercial and residential customers to provide broadband services based on a fixed monthly fee. Normal terms range from one (1) to two (2) years. These contracts are offered separately or bundled with sale and/or installation of software licenses.

Manpower augmentation services are contracts between I-Resource and various customers to provide manpower specializing in IT. These contracts have a fixed monthly fee and have terms ranging from six (6) months to one (1) year.

Contract Assets

Contract assets arise from the Group's sale of broadband service contracts bundled with software licenses wherein the Group has established its right to consideration in exchange for software licenses already delivered to the customers before payments are due.

Contract assets amounted to ₱1.4 million as at December 31, 2023 and 2022. No ECL was recognized on the contract assets in 2023, 2022, and 2021.

Contract assets are reclassified to trade receivables upon completion of the specific performance obligation.

16. Cost of Sales and Services

This account consists of:

	Note	2023	2022	2021
Cost of VAS and other service agreements	12	₱51,308,298	₱62,865,057	₱62,453,249
Salaries and employee benefits		26,967,735	23,643,548	34,529,791
Rent	14	3,987,349	4,148,014	4,213,961
Cost of software licenses		2,506,043	2,694,278	5,660,491
Installation costs		2,072,615	4,652,720	4,714,232
Transportation and travel		1,855,621	1,956,937	655,255
Fuel and oil		300,749	405,538	190,302
Outside services	12	—	—	1,192,147
Others		4,636,913	5,196,647	2,345,130
		₱93,635,323	₱105,562,739	₱115,954,558

17. Operating Expenses

This account consists of:

	Note	2023	2022	2021
Salaries and employee benefits		₱24,715,114	₱24,748,719	₱24,481,814
Depreciation and amortization	8	12,783,725	10,817,099	9,599,427
Professional fees		9,756,311	8,027,211	7,448,298
Representation		6,440,877	6,024,593	4,987,306
Transportation and travel		5,069,341	3,630,532	3,360,888
Taxes and licenses		3,957,117	4,919,162	4,597,940
Security services		2,453,472	2,074,093	1,716,213
Communication		1,982,852	1,394,942	1,730,132
Dues and subscription		1,534,797	1,494,053	1,541,851
Outside services	12	1,018,767	907,263	1,141,694
Office supplies		623,295	881,478	744,845
Advertising and promotion		615,824	1,293,337	2,932,430
Rent	14	518,531	420,837	290,704
Utilities		412,207	411,197	500,347
Insurance		325,996	239,700	328,692
Repairs and maintenance		294,695	294,695	294,695
Provision for impairment loss on trade and other receivables	5	—	2,345,882	228,450
Others		1,450,515	3,521,062	1,918,523
		₱73,953,436	₱73,445,855	₱67,844,249

Others consist mainly of marketing and medical expenses.

18. Income Taxes

The income tax rates used in preparing the consolidated financial statements for the years ended December 31, 2023, 2022 and 2021 are shown below.

	2023	2022	2021
RCIT	25%	25%	25%
MCIT	1.5%	1%	1%

Under the Corporate Recovery and Tax Incentives for Enterprises (“CREATE”) Act, domestic corporations are subject to 25% or 20% RCIT depending on the amount of total assets or total amount of taxable income. In addition, MCIT is computed at 1% of gross income for a period of three (3) years up to June 30, 2023 and reverted to 2% effective July 1, 2023.

The reconciliation of the provision for income tax computed at the statutory income tax rate to the provision for income tax shown in the consolidated statements of income is as follows:

	2023	2022	2021
Provision for income tax computed at the statutory income tax rate	₱5,871,953	₱3,884,550	₱2,730,207
Change in unrecognized deferred tax assets	1,141,861	1,248,241	(1,814,574)
Tax effects of:			
Share in net loss of an associate	961,524	—	—
Nondeductible expenses	127,569	337,822	(156)
Expired NOLCO and MCIT	—	26,573	57,714
Interest income subjected to final tax	(5,838)	(5,760)	(7,460)
Nondeductible interest expense	1,409	1,405	1,862
Changes in tax rates	—	—	1,858,699
	₱8,098,478	₱5,492,831	₱2,826,292

The Group's provision for current income tax consists of the following:

	2023	2022	2021
RCIT	₱3,383,587	₱5,484,994	₱3,342,261
MCIT	11,515	7,837	1,991
Effect of change in tax rate	—	—	(517,326)
	₱3,395,102	₱5,492,831	₱2,826,926

Details of deferred tax liabilities as at December 31, 2023 are as follows:

Unamortized debt issue cost	₱792,138
Effect of loan modification	2,949,714
	₱3,741,852

The details of the Group's unrecognized deferred tax assets as at December 31 are as follows:

	2023	2022	2021
Allowance for impairment loss on trade and other receivables	₱10,660,730	₱10,660,730	₱10,011,760
Retirement liability	1,451,146	1,110,753	787,035
NOLCO	720,884	620,021	556,898
Advanced collections received from customers	257,260	249,181	152,485
Effect of PFRS 16	234,748	312,373	69,447
Excess of MCIT over RCIT	21,343	9,828	28,564
	₱13,346,111	₱12,962,886	₱11,606,189

The Group did not recognize deferred tax assets on these temporary differences because management has assessed that it is not probable that there will be sufficient future taxable profit against which the benefit of deferred income tax assets can be utilized.

Details of unused NOLCO that can be claimed as deduction from future taxable income are as follows:

Year incurred	Balance at beginning of year	Incurred	Balance at end of year	Valid until
2023	₱—	₱504,312	₱504,312	2026
2022	315,616	—	315,616	2025
2021	1,176,077	—	1,176,077	2026
2020	1,608,414	—	1,608,414	2025
	₱3,100,107	₱504,312	₱3,604,419	

On September 30, 2020, the Bureau of Internal Revenue issued Revenue Regulations (RR) No. 25-2020 to implement Section 4 of Republic Act No. 11494 (Bayanihan to Recover as One Act), allowing qualified businesses or enterprises which incurred net operating loss for taxable years 2020 and 2021 to carry over the same as a deduction from its gross income for the next five (5) consecutive taxable years immediately following the year of such loss.

Details of excess of MCIT over RCIT are as follows:

Year incurred	Balance at beginning of year	Incurred	Expired	Balance at end of year	Valid until
2023	₱—	₱11,515	₱—	₱11,515	2026
2022	7,837	—	—	7,837	2025
2021	1,991	—	—	1,991	2024
	₱9,828	₱11,515	₱—	₱21,343	

19. Basic/Diluted EPS

Basic EPS attributable to the equity holders of the Parent Company were computed as follows:

	2023	2022	2021
Net income attributable to Parent Company (a)	₱18,871,990	₱9,275,722	₱8,243,308
Weighted average number of common shares (b)	1,806,726,314	1,806,726,314	1,806,726,314
Effect of dilution from conversion options and warrants	60,000,000	60,000,000	60,000,000
Weighted average number of common shares adjusted for the effect of dilution (c)	1,866,726,314	1,866,726,314	1,866,726,314
Basic earnings per share (a/b)	₱0.0104	₱0.0051	₱0.0046
Diluted earnings per share (a/c)	₱0.0101	₱0.0050	₱0.0044

20. Financial Risk Management Objectives and Policies

General

The Group has risk management policies that systematically view the risks that could prevent the Group from achieving its objectives. These policies are intended to manage risks identified in such a way that opportunities to deliver the Group's objectives are achieved. The Group's risk management takes place in the context of day-to-day operations and normal business processes such as strategic planning and business planning. It is also established to identify and manage the Group's

exposure to financial risks, to set appropriate transaction limits and controls, and to monitor and assess risks and compliance to internal control policies.

Management has identified each risk and is responsible for coordinating and continuously improving risk strategies, processes and measures in accordance with the established business objectives. The BOD has overall responsibility for the establishment and oversight of the Group's risk management framework. Risk management policies and structure are reviewed regularly to reflect changes in market conditions and the activities of the Group.

The Group's principal financial instruments comprise of cash, trade and other receivables (excluding advances to officers and employees), contract assets, amounts due from related parties, security deposits (included as part of "Other noncurrent assets"), investment in equity securities, accounts payable and other current liabilities (excluding statutory payables), due to related parties, loans payable, and lease liabilities.

The main risks arising from the Group's financial instruments are credit risk, liquidity risk and interest rate risk. The BOD reviews and approves policies for managing these risks. These are summarized below.

Credit Risk

Credit risk is the risk that the obligations to the Group will not be repaid on time and in full as contracted, resulting in a financial loss. It is inherent to the business as potential losses may arise due to the failure of its customers and counter parties to fulfill their obligations on maturity dates or due to adverse market conditions. Exposure to credit risk arises primarily from its financing activities.

Generally, the credit risk of the Group is attributable to financial assets at amortized cost. The Group maintains credit policies and continuously monitors defaults of customers and other counter parties, identified either individually or by group, and incorporate this information into its credit risk controls. Managing credit risk has both qualitative and quantitative aspects. Credit officers must evaluate the credit quality of the counterparties and assign internal credit ratings upon this evaluation.

The Group defines credit exposure as all transactions where losses might occur due to the fact that counterparties may not fulfill their contractual payment obligations based on original contractual terms. The Group's exposure to credit risk arises from default of the counterparty, with a maximum exposure equal to the carrying amounts of these financial assets. Credit risk from cash in banks is mitigated by transacting only with reputable banks duly approved by management.

The tables below summarize the analysis of the Group's financial assets as at December 31:

	2023				
	Neither Past Due nor Impaired		Past due but	Impaired	Total
	High Grade	Standard Grade	not impaired		
Cash in banks	₱45,234,649	₱—	₱—	₱—	₱45,234,649
Trade and other receivables*	—	—	467,003,888	42,662,944	509,666,832
Due from related parties	—	324,633,802	—	—	324,633,802
Security deposits**	1,406,996	—	—	—	1,406,996
	₱46,641,645	₱324,633,802	₱467,003,888	₱42,662,944	₱880,942,279

*Excluding advances to officers and employees amounting to ₱4.3 million.

**Presented under "Other noncurrent assets" account.

	2022				
	Neither Past Due nor Impaired High Grade	Standard Grade	Past due but not impaired	Impaired	Total
Cash in banks	₱14,236,917	₱—	₱—	₱—	₱14,236,917
Trade and other receivables*	—	—	410,355,385	42,662,944	453,018,329
Due from related parties	—	231,707,557	—	—	231,707,557
Security deposits**	1,391,368	—	—	—	1,391,368
	₱15,628,285	₱231,707,557	₱410,355,385	₱42,662,944	₱700,354,171

*Excluding advances to officers and employees amounting to ₱4.3 million.

**Presented under "Other noncurrent assets" account.

The Group evaluates credit quality on the basis of the credit strength of the security and/or counterparty/issuer. High grade financial assets are those whose collectability is assured based on past experience. Standard grade financial assets are considered moderately realizable, including some accounts which would require some reminder follow-ups to obtain settlement from the counterparty.

Liquidity Risk

Liquidity risk is the risk that the Group will not be able to meet its financial obligations as they fall due. The Group's objectives to managing liquidity risk is to ensure, as far as possible, that it will always have sufficient liquidity to meet its liabilities when due, under both normal and stressed conditions, without incurring unacceptable losses or risking adverse effect to the Group's credit standing.

The Group seeks to manage its liquid funds through cash planning on a weekly basis. As part of its liquidity risk management, the Group regularly evaluates its projected and actual cash flows. It also continuously assesses conditions in the financial markets for opportunities to pursue fund raising activities.

The table below summarizes the maturity profile of the Group's financial liabilities as at December 31 based on contractual undiscounted payments:

	2023				Total
	On demand	Less than 3 months	3 to 12 months	>1 to 5 years	
Accounts payable and other current liabilities*	₱59,903,586	₱141,256,692	₱—	₱—	₱201,160,278
Short-term and long-term loans**	—	135,298,681	44,104,757	231,818,095	411,221,533
Due to related parties	128,883,291	—	—	—	128,883,291
Lease liabilities	2,630,000	1,377,628	4,083,674	6,065,412	14,156,714
	₱191,416,877	₱277,933,001	₱48,188,431	₱237,883,507	₱755,421,816

*Excluding deferred output VAT and statutory payables aggregating ₱63.0 million.

**Including future interest payments.

	2022				Total
	On demand	Less than 3 months	3 to 12 months	>1 to 5 years	
Accounts payable and other current liabilities*	₱59,903,586	₱103,136,433	₱—	₱—	₱163,040,019
Short-term and long-term loans**	—	157,346,407	154,569,221	60,464,000	372,379,628
Due to related parties	59,649,837	—	—	—	59,649,837
Lease liabilities	1,148,000	1,163,193	2,960,944	6,605,446	11,877,583
	₱120,701,423	₱261,646,033	₱157,530,165	₱67,069,446	₱606,947,067

*Excluding deferred output VAT and statutory payables aggregating ₱54.3 million.

**Including future interest payments.

	2021				Total
	On demand	Less than 3 months	3 to 12 months	1 to 5 years	
Accounts payable and other current liabilities*	₱59,903,586	₱70,172,005	₱—	₱—	₱130,075,591
Short-term and long-term loans**	—	67,986,881	66,786,904	26,125,534	160,899,319
Due to related parties	10,390,529	—	—	—	10,390,529
Lease liabilities	744,944	696,759	1,773,622	3,399,788	6,615,113
	₱71,039,059	₱138,855,645	₱68,560,526	₱29,525,322	₱307,980,552

*Excluding deferred output VAT and statutory payables aggregating ₱46.3 million.

**Including future interest payments.

Interest Rate Risk

Interest rate risk is the risk that future cash flows from a financial instrument (cash flow interest rate risk) or its fair value (fair value interest rate risk) will fluctuate because of changes in market interest rates.

The Group's loans payable to local banks and related parties are subject to fixed interest rates and are exposed to fair value interest rate risk.

The Group regularly monitors interest rate movements and on the basis of current and projected economic and monetary data, decides on the best alternative to take. No sensitivity analysis is needed as future interest rate changes are not expected to significantly affect the Group's net income.

21. Fair Value of Financial Instruments

Comparison of the carrying amounts and fair values of the financial instruments are as follows:

	2023		2022	
	Carrying Amount	Fair Value	Carrying Amount	Fair Value
Financial Assets				
Cash	₱45,360,044	₱45,360,144	₱14,351,917	₱14,351,917
Trade and other receivables*	467,003,888	467,003,888	410,355,385	410,355,385
Contract assets	1,370,685	1,370,685	1,370,685	1,370,685
Due from related parties	324,633,802	324,633,802	231,707,557	231,707,557
Security deposits**	1,406,996	1,406,996	1,391,368	1,391,368
	₱839,775,415	₱839,775,515	₱659,176,912	₱659,176,912

*Excluding advances to officers and employees amounting to ₱4.3 million as at December 31, 2023 and 2022.

** Included under "Other noncurrent assets" account

	2023		2022	
	Carrying Amount	Fair Value	Carrying Amount	Fair Value
Financial Liabilities				
Accounts payable and other current liabilities*	₱201,160,278	₱201,160,278	₱163,040,019	₱163,040,019
Short-term loans	112,000,000	112,000,000	333,000,000	333,000,000
Long-term loans	299,221,553	321,945,450	39,379,628	39,379,628
Due to related parties	128,883,291	128,883,291	59,649,837	59,649,837
Lease liabilities	13,465,992	12,862,499	11,837,228	11,877,582
	₱754,731,114	₱776,851,518	₱606,906,712	₱606,947,066

*Excluding deferred output VAT and statutory payables aggregating ₱63.0 million and ₱54.3 million as at December 31, 2023 and 2022, respectively.

Cash, Trade and Other Receivables (Excluding Advances to Officers and Employees), Contract Assets, Security Deposits (Included under "Other Noncurrent assets" Account) and Accounts Payable and Other Current Liabilities (Excluding Deferred Output VAT and Statutory Payables) and Short-term Loans. The carrying amounts of these financial instruments approximate their fair values due to the relatively short-term maturity and demand nature of these financial instruments.

Due from and to Related Parties. The carrying amount of due from and to related parties approximate its fair value because these are collectible on demand.

Long-term Loans. The fair values for the Group's long-term loans are estimated using the discounted cash flow method with the applicable rates ranging from 9.00% to 13.80% in 2023 and 9.00% to 9.44% in 2022 (Level 2).

Lease Liabilities. The fair values of the Group's lease liabilities approximates their carrying amounts as at December 31, 2023 and 2022.

There were no transfers between levels in the fair value hierarchy as at December 31, 2023, 2022 and 2021.

22. Capital Management

The primary objective of the Group's capital management is to ensure that it maintains strong credit rating and stable capital ratios in order to support its business and maximize shareholders' value.

The Group manages its capital structure and makes adjustments to it, based on the changes in economic conditions. To maintain or adjust the capital structure, the Group may adjust the dividend payment to shareholders, return capital to shareholders or issue new shares. The Group is not subject to externally-imposed capital requirements.

The Group considers the equity attributable to the equity holders of the Parent Company as presented in the consolidated statements of financial position as its core capital. As at December 31, 2023, 2022 and 2021, the Group was able to meet its capital management objectives. No changes were made in the objectives, policies or processes in 2023, 2022 and 2021.

23. Operating Segments

Business Segments

For management purposes, the Group is organized and managed separately according to the nature of products and services provided, with each segment representing a strategic business unit that offers different products and serves different markets. The business segments where the Group operates are as follows:

- a) Broadband Services - provides high-speed broadband service of up to 1000 Mbps.
- b) Software Licenses and Services - provides software license products and installation services.
- c) IT Manpower and Resource Augmentation - provides deployment of IT professionals.

Management monitors the operating results of its business units separately for the purpose of making decisions about resource allocation and performance assessment. Segment performance is evaluated based on operating profit or loss.

Segment Financial Information

The segment financial information is presented as follows:

	2023				
	Broadband and Management Services	Software Licenses	IT Manpower and Resource Augmentation	Eliminations	Consolidated
REVENUE	₱167,543,008	₱4,270,436	₱19,971,026	₱-	₱191,784,470
COSTS AND OTHER OPERATING EXPENSES					
Cost of services excluding depreciation and amortization	(78,333,597)	(3,176,328)	(12,125,398)	-	(93,635,323)
Depreciation and amortization	(10,108,432)	(2,308,084)	(367,209)	-	(12,783,725)
Operating expenses excluding depreciation and amortization	(57,299,903)	-	(3,869,808)	-	(61,169,711)
Interest expense	-	-	-	-	(24,003,900)
Other income - net	-	-	-	-	26,647,929
	(145,741,932)	(5,484,412)	(16,362,415)	-	(164,944,730)
SEGMENT OPERATING PROFIT (LOSS)	₱21,801,076	(₱1,213,976)	₱3,608,611	₱-	
Income before tax					26,839,740
Provision for income tax					(8,098,478)
Net income					<u>₱18,741,262</u>
ASSETS AND LIABILITIES					
Segment assets	₱868,353,866	₱5,689,673	₱40,641,419	₱-	₱914,684,958
Unallocated asset – Investments and advances	-	-	-	-	2,192,223,043
Segment liabilities	883,910,375	16,725,281	17,592,069	-	918,227,725
OTHER INFORMATION					
Non-cash expenses (income) other than depreciation and amortization	₱-	₱-	₱-	₱-	₱-

	2022				
	Broadband and Management Services	Software Licenses	IT Manpower and Resource Augmentation	Eliminations	Consolidated
REVENUE	₱180,781,348	₱7,083,005	₱14,679,235	₱-	₱202,543,588
COSTS AND OTHER OPERATING EXPENSES					
Cost of services excluding depreciation and amortization	(93,650,921)	(3,585,705)	(8,326,113)	-	(105,562,739)
Depreciation and amortization	(10,413,767)	-	(403,330)	-	(10,817,097)
Operating expenses excluding depreciation and amortization	(57,102,598)	-	(5,526,160)	-	(62,628,758)
Interest expense	-	-	-	-	(17,098,524)
Other income	-	-	-	-	8,219,892
	(161,167,286)	(3,585,705)	(14,255,603)	-	(187,887,226)
SEGMENT OPERATING PROFIT (LOSS)	₱19,614,062	₱3,497,300	₱423,632	₱-	
Income before tax					14,656,362
Provision for income tax					(5,492,831)
Net income					<u>₱9,163,531</u>
ASSETS AND LIABILITIES					
Segment assets	₱688,440,319	₱5,689,673	₱36,319,362	₱-	730,449,354
Unallocated asset – Investments and advances	-	-	-	-	2,196,069,638
Segment liabilities	724,807,267	13,962,101	17,813,004	-	756,582,372
OTHER INFORMATION					
Non-cash expenses (income) other than depreciation and amortization	₱-	₱-	₱-	₱-	₱-

	2021				
	Broadband and Management Services	Software Licenses	IT Manpower and Resource Augmentation	Eliminations	Consolidated
REVENUE	₱174,240,638	₱9,327,650	₱12,944,291	(₱108,600)	₱196,403,979
COSTS AND OTHER OPERATING EXPENSES					
Cost of services excluding depreciation and amortization	(99,948,533)	(7,322,642)	(8,683,383)	—	(115,954,558)
Depreciation and amortization	(9,135,047)	—	(464,380)	—	(9,599,427)
Operating expenses excluding depreciation and amortization	(53,856,654)	—	(4,496,748)	108,600	(58,244,802)
Interest expense	—	—	—	—	(10,083,888)
Other income - net	—	—	—	—	8,251,259
	(162,940,234)	(7,322,642)	(13,644,511)	108,600	(185,631,416)
SEGMENT OPERATING PROFIT (LOSS)	₱	₱2,005,008	(₱700,220)	₱—	
Income before tax					10,772,563
Provision for income tax					(2,826,292)
Net income					<u>₱7,946,251</u>
ASSETS AND LIABILITIES					
Segment assets	₱585,832,324	₱7,061,698	₱35,084,456	₱—	₱627,978,478
Unallocated asset – Investments and advances	—	—	—	—	2,195,958,904
Segment liabilities	632,454,379	13,853,501	16,818,143	—	663,126,023
OTHER INFORMATION					
Non-cash expenses (income) other than depreciation and amortization	₱—	₱—	₱—	₱—	₱—

24. Notes to Consolidated Statements of Cash Flows

The reconciliation of the Group's liabilities arising from financing activities is presented below:

	Cash Flows			Non-cash Flows		
	January 1, 2023	Availments/ Additions	Payments	Additions	Interest Expense	December 31, 2023
Due to related parties	₱59,649,837	₱69,233,454	₱—	₱—	₱—	₱128,883,291
Short-term and long-term loans	372,379,628	71,689,741	(56,234,687)	—	23,386,851	411,221,533
Lease liabilities	11,837,228	—	(4,474,350)	6,282,024	617,049	14,261,951
	₱443,866,693	₱140,923,195	(60,709,037)	₱6,282,024	₱24,003,900	₱554,366,775

	Cash Flows			Non-cash Flows			
	January 1, 2022	Availments/ Additions	Payments	Additions	Interest Expense	Reclassification to short-term loans	December 31, 2022
Due to related parties	₱10,390,529	₱49,259,308	₱—	₱—	₱—	₱—	₱59,649,837
Short-term and long-term loans	153,649,705	26,053,700	(45,010,709)	—	16,686,932	221,000,000	372,379,628
Lease liabilities	7,740,441	—	(3,251,026)	6,936,221	411,592	—	11,837,228
Deposit for stock subscription	310,000,000	—	—	—	—	(221,000,000)	89,000,000
	₱481,780,675	₱75,313,008	(₱48,261,735)	₱6,936,221	₱17,098,524	₱—	₱532,866,693

	Cash Flows			Non-cash Flows			
	January 1, 2021	Availments/ Additions	Payments	Additions	Interest Expense	Reclassification to Deposit for Stock Subscription	December 31, 2021
Due to related parties	₱196,699,905	₱34,690,624	₱—	₱—	₱—	(₱221,000,000)	₱10,390,529
Short-term and long-term loans	113,522,640	57,103,200	(26,720,264)	—	9,744,129	—	153,649,705
Lease liabilities	8,564,955	—	(2,726,141)	1,561,868	339,759	—	7,740,441
	₱318,787,500	₱91,793,824	(₱29,446,405)	₱1,561,868	₱10,083,888	(₱221,000,000)	₱171,780,675



**REPORT OF INDEPENDENT AUDITORS
ON SUPPLEMENTARY SCHEDULES**

The Stockholders and the Board of Directors
NOW Corporation and Subsidiaries
Unit 5-1, 5th Floor, OPL Building
100 C. Palanca St., Legaspi Village
Makati City

We have audited in accordance with Philippine Standards on Auditing, the consolidated financial statements of NOW Corporation and Subsidiaries (the Group) as at December 31, 2023 and 2022 and for the years ended December 31, 2023, 2022 and 2021 included in this Form 17-A and have issued our report thereon dated April 25, 2024. Our audits were made for the purpose of forming an opinion on the consolidated financial statements taken as a whole. The accompanying supplementary schedules as at December 31, 2023 and 2022 are the responsibility of the Group's management. These supplementary schedules include the following:

- Reconciliation of Retained Earnings Available for Dividend Declaration of the Parent Company
- Schedules required by Part II of the Revised Securities Regulation Code (SRC) Rule 68
- Conglomerate Map

These schedules are presented for purposes of complying with the Revised SRC Rule 68 and are not part of the consolidated financial statements. These information have been subjected to the auditing procedures applied in the audit of the consolidated financial statements, including comparing such information directly to the underlying accounting and other records used to prepare the consolidated financial statements or to the basic consolidated financial statements themselves. In our opinion, the information is fairly stated, in all material respects, in relation to the basic consolidated financial statements taken as a whole.

REYES TACANDONG & Co.

BELINDA B. FERNANDO
Partner

CPA Certificate No. 81207
Tax Identification No. 102-086-538-000
BOA Accreditation No. 4782/P-005; Valid until June 6, 2026
BIR Accreditation No. 08-005144-004-2022
Valid until October 16, 2025
PTR No. 10072407
Issued January 2, 2024, Makati City

April 25, 2024
Makati City, Metro Manila



**INDEPENDENT AUDITORS REPORT ON
COMPONENTS OF FINANCIAL SOUNDNESS INDICATORS**

The Stockholders and the Board of Directors
NOW Corporation and Subsidiaries
Unit 5-1, 5th Floor, OPL Building
100 C. Palanca St., Legaspi Village
Makati City

We have audited in accordance with Philippine Standards on Auditing, the consolidated financial statements of NOW Corporation and Subsidiaries (the Group) as at December 31, 2023 and 2022 and for the years ended December 31, 2023, 2022 and 2021 included in this Form 17-A and have issued our report thereon dated April 25, 2024. Our audits were made for the purpose of forming an opinion on the basic consolidated financial statements taken as a whole. The Supplementary Schedules on Financial Soundness Indicators, including their definitions, formulas, calculation, and their appropriateness or usefulness to the intended users, are the responsibility of the Group's management. These financial soundness indicators are not measures of operating performance defined by Philippine Financial Reporting Standards (PFRS) and may not be comparable to similarly titled measures presented by other companies. This schedule is presented for purposes of complying with the Revised Securities Regulation Code Rule 68 issued by the Securities and Exchange Commission, and is not a required part of the basic consolidated financial statements prepared in accordance with PFRS. The components of these financial soundness indicators have been traced to the Group's consolidated financial statements as at and for the years ended December 31, 2023 and 2022 and no material exceptions were noted.

REYES TACANDONG & Co.

BELINDA B. FERNANDO

Partner

CPA Certificate No. 81207

Tax Identification No. 102-086-538-000

BOA Accreditation No. 4782/P-005; Valid until June 6, 2026

BIR Accreditation No. 08-005144-004-2022

Valid until October 16, 2025

PTR No. 10072407

Issued January 2, 2024, Makati City

April 25, 2024
Makati City, Metro Manila

NOW CORPORATION AND SUBSIDIARIES

SCHEDULE OF FINANCIAL SOUNDNESS INDICATORS
AS AT DECEMBER 31, 2023 and 2022

Ratio	Formula	2023	2022
Current Ratio	Total current assets	₱890,722,458	₱702,622,881
	Divided by: Total current liabilities	533,363,234	637,867,174
	Current Ratio	1.67	1.10
Acid Test Ratio	Total current assets	₱890,722,458	₱702,622,881
	Less: Contract assets	1,370,685	1,370,685
	Other current assets	48,079,612	40,543,852
	Quick assets	841,272,161	660,708,344
	Divide by: Total current liabilities	533,363,234	637,867,174
	Acid Test Ratio	1.58	1.04
Solvency Ratio	Net income after depreciation and amortization	₱18,741,262	₱9,163,531
	Add: Depreciation and amortization	12,783,725	10,817,099
	Net income before depreciation and amortization	31,524,987	₱19,980,630
	Divided by: Total liabilities	918,227,725	756,582,372
	Solvency Ratio	0.03	0.03
Debt-to-Equity Ratio	Total liabilities	₱918,227,725	₱756,582,372
	Divided by: Total equity	2,188,680,276	2,169,936,120
	Debt-to-Equity Ratio	0.42	0.35
Asset-to-Equity Ratio	Total assets	₱3,106,908,001	₱2,926,518,492
	Divided by: Total equity	2,189,641,800	2,169,936,120
	Asset-to-Equity Ratio	1.42	1.35
Interest Rate Coverage Ratio	Pretax income before interest	₱50,843,640	₱31,754,886
	Divided by: Interest expense	24,003,900	17,098,524
	Interest Rate Coverage Ratio	2.12	1.86
Return on Equity	Net income	₱18,741,262	₱9,163,531
	Divided by: Average total equity	2,188,680,276	2,165,373,740
	Return on Equity	0.009	0.004

(Forward)

Ratio	Formula	2023	2022
Return on Assets	Net income	₱18,741,262	₱9,163,531
	Divided by: Average total assets	3,016,713,247	2,875,227,937
	Return on Assets	0.006	0.003
Net Profit Margin	Net income	₱18,741,262	₱9,163,531
	Divided by: Revenue	191,784,470	202,543,588
	Net Profit Margin	0.10	0.04

NOW CORPORATION AND SUBSIDIARIES
SEC SUPPLEMENTARY SCHEDULES AS REQUIRED BY PAR. 6 PART II OF
REVISED SRC RULE 68
DECEMBER 31, 2023

Table of Contents

<i>Schedule</i>	<i>Description</i>	<i>Page</i>
A	Financial Assets	<u>N/A</u>
B	Amounts Receivable from Directors, Officers, Employees, Related Parties, and Principal Stockholders (Other than Related Parties)	<u>N/A</u>
C	Amounts Receivable from Related Parties which are Eliminated during the Consolidation of Financial Statements	<u>1</u>
D	Long-Term Debt	<u>2</u>
E	Indebtedness to Related Parties (Long-term Loans from Related Companies)	<u>3</u>
F	Guarantees of Securities of Other Issuers	<u>N/A</u>
G	Capital Stock	<u>4</u>

A, B & F - None to report.

NOW CORPORATION AND SUBSIDIARIES

SCHEDULE C - AMOUNTS RECEIVABLE FROM RELATED PARTIES WHICH ARE ELIMINATED DURING THE CONSOLIDATION

OF FINANCIAL STATEMENTS

DECEMBER 31, 2023

	Balance at beginning of year	Additions	Deductions		Balance at end of year		Balance at end of year
			Collections	Write off	Current	Noncurrent	
Softrigger Interactive, Inc.	₱2,452,800	₱—	₱—	₱—	₱—	₱2,452,800	₱2,452,800
I-Professional Search Network, Inc.	14,358,459	1,806,974		—	—	16,165,433	16,165,433
I-Resource Consulting International, Inc.	2,941,505	—	437,071	—	—	2,504,434	2,504,434
	₱19,752,764	₱1,806,974	₱437,071	₱—	₱—	₱21,122,667	₱21,122,667

NOW CORPORATION AND SUBSIDIARIES

SCHEDULE D – LONG-TERM DEBT

DECEMBER 31, 2023

Title of issue and type of obligation	Amount authorized by indenture	Amount shown under caption “Current portion of long-term debt” related balance sheet	Carrying amount	Amount shown under caption “Long-Term Debt” in related statement of financial position		
				Interest Rate(s)	Payment Terms	Maturity Dates
Producer’s Bank Loan Contract	₱85,000,000	₱17,743,074	₱81,474,290	8% to 11%	60 to 72 monthly payments	From June 2028 to December 2028
RCBC Loan Contract	13,884,800	2,785,586	8,546,099	9.43% to 10.35%	60 monthly payments	From December 2025 to September 2027
Stockholder Loan Agreement	221,000,000	–	209,201,144	Based on market rate starting January 2025	36 monthly payments starting January 2025	January 1, 2030
	₱319,884,800	₱20,528,660	₱299,221,533			

NOW CORPORATION AND SUBSIDIARIES

SCHEDULE E – INDEBTEDNESS TO RELATED PARTIES (LONG-TERM LOANS FROM RELATED COMPANIES)

DECEMBER 31, 2023

Name of related party	Balance at beginning of year	Balance at end of year
Velarde, Inc. (VI)*	₱—	₱209,201,144

**On April 29, 2023, the Parent Company and VI entered into an agreement to extend the maturity of its short-term loans until January 1, 2030.*

NOW CORPORATION AND SUBSIDIARIES**SCHEDULE G – CAPITAL STOCK****DECEMBER 31, 2023**

				Number of shares held by		
<u>Title of issue</u>	Number of shares authorized	Number of shares issued and outstanding as shown under the statement of financial position caption	Number of shares reserved for options, warrants, conversion & other rights	Related parties	Directors, officers and employees	Public
Common stock	2,060,000,000	1,806,726,314	–	1,372,723,330	29	434,002,955
Preferred stock	60,000,000	60,000,000	–	60,000,000	–	–

**RECONCILIATION OF RETAINED EARNINGS AVIALABLE FOR DIVIDEND DECLARATION
FOR THE REPORTING PERIOD ENDED DECEMBER 31, 2023**

NOW CORPORATION

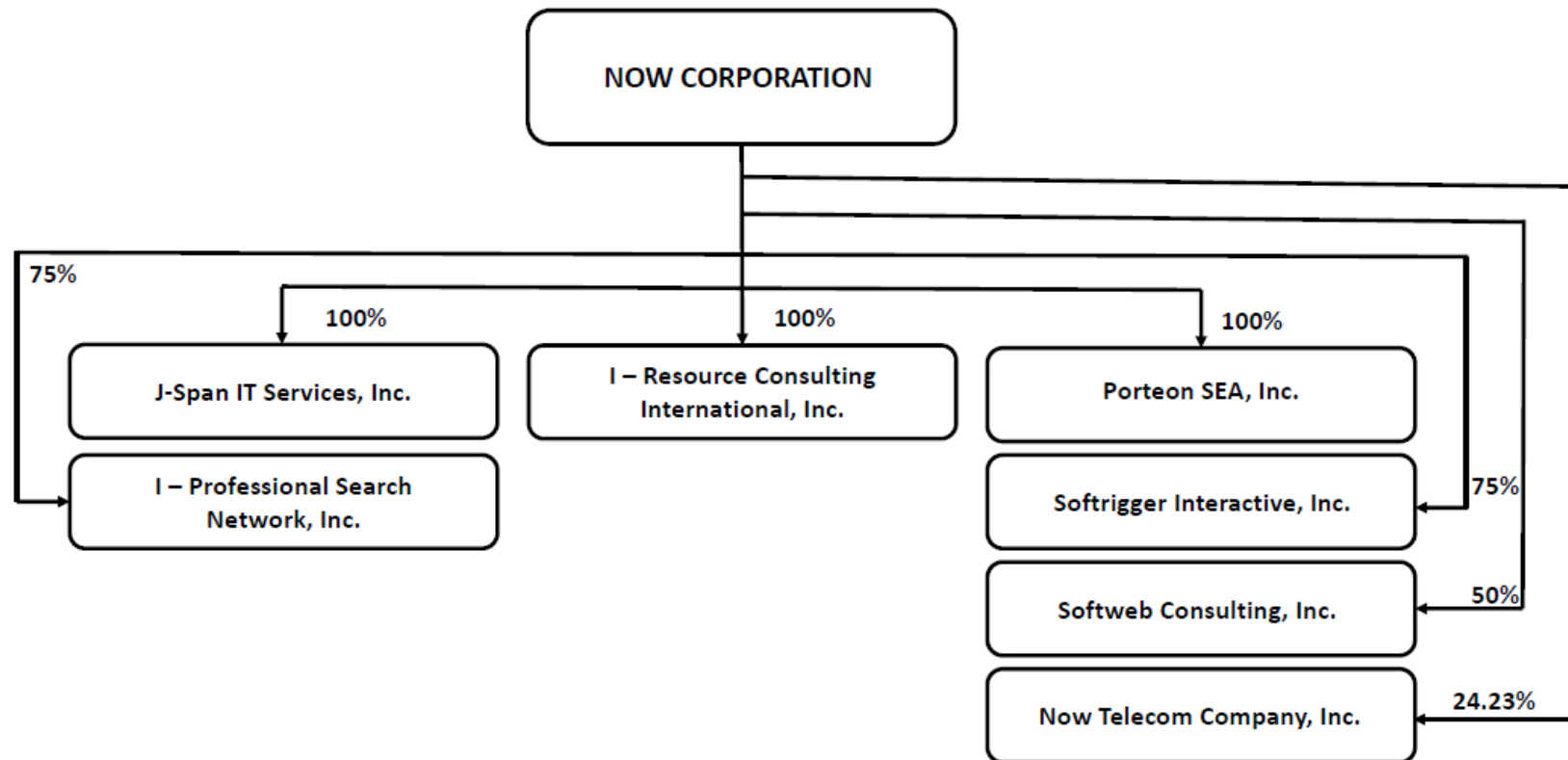
Unit 5-1, 5th Floor, OPL Building, 100 C. Palanca St., Legaspi Village, Makati City

	Amount
Unappropriated retained earnings, beginning of reporting period	₱33,350,000
Add: Category A: Items that are directly credited to unappropriated retained earnings (deficit)	—
Less: Category B: Items that are directly debited to unappropriated retained earnings (deficit)	—
Unappropriated retained earnings (deficit), as adjusted	33,350,000
Add: Net income for the current year	13,249,516
Less: Category C.1: Unrealized income (loss) recognized in the profit or loss during the reporting period (net of tax)	—
Effect of loan modification, net of amortization	(8,849,142)
Equity in net loss of associate	3,846,095
Add: Category C.2: Unrealized income recognized in the profit of loss in prior reporting periods but realized in the current reporting period (net of tax)	—
Add: Category C.3: Unrealized income recognized in profit or loss in prior periods but reversed in the current reporting period (net of tax)	—
Adjusted Net Loss	8,246,469
Add: Category D: Non-actual losses recognized in profit or loss during the reporting period (net of tax)	—
Add/Less: Category E: Adjustments related to relief granted by the SEC and BSP	—
Add/Less: Category F: Other items that should be excluded from the determination of the amount of available for dividends distribution	—
	—
Total retained earnings, end of the reporting period available for dividend	₱41,596,469

NOW CORPORATION AND SUBSIDIARIES

CONGLOMERATE MAP

DECEMBER 31, 2023





**REPORT OF INDEPENDENT AUDITORS
ON SUPPLEMENTARY SCHEDULES**

The Stockholders and the Board of Directors
NOW Corporation and Subsidiaries
Unit 5-1, 5th Floor, OPL Building
100 C. Palanca St., Legaspi Village
Makati City

We have audited in accordance with Philippine Standards on Auditing, the consolidated financial statements of NOW Corporation and Subsidiaries (the Group) as at December 31, 2023 and 2022 and for the years ended December 31, 2023, 2022 and 2021 included in this Form 17-A and have issued our report thereon dated April 25, 2024. Our audits were made for the purpose of forming an opinion on the consolidated financial statements taken as a whole. The accompanying supplementary schedules as at December 31, 2023 and 2022 are the responsibility of the Group's management. These supplementary schedules include the following:

- Reconciliation of Retained Earnings Available for Dividend Declaration of the Parent Company
- Schedules required by Part II of the Revised Securities Regulation Code (SRC) Rule 68
- Conglomerate Map

These schedules are presented for purposes of complying with the Revised SRC Rule 68 and are not part of the consolidated financial statements. These information have been subjected to the auditing procedures applied in the audit of the consolidated financial statements, including comparing such information directly to the underlying accounting and other records used to prepare the consolidated financial statements or to the basic consolidated financial statements themselves. In our opinion, the information is fairly stated, in all material respects, in relation to the basic consolidated financial statements taken as a whole.

REYES TACANDONG & Co.

BELINDA B. FERNANDO
Partner

CPA Certificate No. 81207
Tax Identification No. 102-086-538-000
BOA Accreditation No. 4782/P-005; Valid until June 6, 2026
BIR Accreditation No. 08-005144-004-2022
Valid until October 16, 2025
PTR No. 10072407
Issued January 2, 2024, Makati City

April 25, 2024
Makati City, Metro Manila



**INDEPENDENT AUDITORS REPORT ON
COMPONENTS OF FINANCIAL SOUNDNESS INDICATORS**

The Stockholders and the Board of Directors
NOW Corporation and Subsidiaries
Unit 5-1, 5th Floor, OPL Building
100 C. Palanca St., Legaspi Village
Makati City

We have audited in accordance with Philippine Standards on Auditing, the consolidated financial statements of NOW Corporation and Subsidiaries (the Group) as at December 31, 2023 and 2022 and for the years ended December 31, 2023, 2022 and 2021 included in this Form 17-A and have issued our report thereon dated April 25, 2024. Our audits were made for the purpose of forming an opinion on the basic consolidated financial statements taken as a whole. The Supplementary Schedules on Financial Soundness Indicators, including their definitions, formulas, calculation, and their appropriateness or usefulness to the intended users, are the responsibility of the Group's management. These financial soundness indicators are not measures of operating performance defined by Philippine Financial Reporting Standards (PFRS) and may not be comparable to similarly titled measures presented by other companies. This schedule is presented for purposes of complying with the Revised Securities Regulation Code Rule 68 issued by the Securities and Exchange Commission, and is not a required part of the basic consolidated financial statements prepared in accordance with PFRS. The components of these financial soundness indicators have been traced to the Group's consolidated financial statements as at and for the years ended December 31, 2023 and 2022 and no material exceptions were noted.

REYES TACANDONG & Co.

BELINDA B. FERNANDO

Partner

CPA Certificate No. 81207

Tax Identification No. 102-086-538-000

BOA Accreditation No. 4782/P-005; Valid until June 6, 2026

BIR Accreditation No. 08-005144-004-2022

Valid until October 16, 2025

PTR No. 10072407

Issued January 2, 2024, Makati City

April 25, 2024
Makati City, Metro Manila

**STATEMENT OF MANAGEMENT'S RESPONSIBILITY FOR
CONSOLIDATED FINANCIAL STATEMENTS**

The Management of **NOW Corporation** (the Company) is responsible for the preparation and fair presentation of the consolidated financial statements, including the schedules attached therein, as at **December 31, 2023 and 2022** and for the years ended **December 31, 2023, 2022 and 2021** in accordance with the prescribed financial reporting framework indicated therein, and for such internal control as management determines is necessary to enable the preparation of consolidated financial statements that are free from material misstatement, whether due to fraud or error.

In preparing the consolidated financial statements, management is responsible for assessing the Company's ability to continue as a going concern, disclosing, as applicable matters related to going concern and using the going concern basis of accounting unless management either intends to liquidate the Company or to cease operations, or has no realistic alternative but to do so.

The Board of Directors is responsible in overseeing the Company's financial reporting process.

The Board of Directors reviews and approves the consolidated financial statements including the schedules attached therein, and submits the same to the stockholders.

Reyes Tacandong & Co., the independent auditors appointed by the stockholders for years December 31, 2023, 2022 and 2021, have audited the consolidated financial statements of the Company in accordance with Philippine Standards on Auditing, and in their reports to the stockholders, have expressed their opinion on the fairness of presentation upon completion of such audit.

Signature: 
FRANCIS XAVIER L. MANG LAPUS
Vice Chairman

Signature: 
HENRY ANDREWS P. ABES
President and CEO

Signature: 
JOZOLLY Q. RAMOS
Chief Finance Officer

SUBSCRIBED AND SWORN
BEFORE ME THIS 30 APR 2024
AFFIANT EXHIBITING TO ME
WITH VALID I.D. NO. _____

Signed this 25th day of April 2024

DOC. NO. 86
PAGE NO. 19
BOOK NO. XX
SERIES OF not

ATTY. MA. PERLA P. CABRERA
Notarial Commission until DEC. 31, 2025
Adm. Matter No. 212 (2024-2025)
PTR. No.: 5428383 01/02/2024 - QC
IBP. No.: 386454; 01/02/2024 - QC
Attorney's Roll No. 44573
MCLE Compliance No. VIII-0002597
Valid until 14 APR 2025

for
AUDITED FINANCIAL STATEMENTS

A	1	9	9	6	0	0	1	7	9
---	---	---	---	---	---	---	---	---	---

[illegible][illegible]

A	A	S	F	S
---	---	---	---	---

C	R	M	D
---	---	---	---

N	/	A
---	---	---

COMPANY INFORMATION		
Company's Email Address	Company's Telephone Number/s	Mobile Number
info@now-corp.com	(02) 7-750-0211	0917-801-1115
No. of Stockholders	Annual Meeting (Month / Day)	Fiscal Year (Month / Day)
71	Every First Thursday of June	December 31

CONTACT PERSON INFORMATION	
The designated contact person <i>MUST</i> be an Officer of the Corporation	

Name of Contact Person	Email Address	Telephone Number/s	Mobile Number
Ms. Jozolly O. Ramos - Uy	jozolly.ramos@now-corp.com	(02) 7-750-0211	0917-801-1115

CONTACT PERSON'S ADDRESS
Unit 5-1, 5th Floor, OPL Building, 100 C. Palanca St., Legaspi Village, Makati City

2: All boxes must be properly and completely filled-up. Failure to do so shall cause the delay in updating the corporation's records with the Commission and/or non-receipt of Notice of Deficiencies. Further, non-receipt shall not excuse the corporation from liability for its deficiencies.



INDEPENDENT AUDITORS' REPORT

The Stockholders and the Board of Directors
NOW Corporation
Unit 5-1, 5th Floor, OPL Building
100 C. Palanca St., Legaspi Village
Makati City

Opinion

We have audited the accompanying separate financial statements of NOW Corporation (the Company), which comprise the separate statements of financial position as at December 31, 2023 and 2022, and the separate statements of income, separate statements of comprehensive income, separate statements of changes in equity and separate statements of cash flows for the years then ended and notes to separate financial statements, including a summary of material accounting policy information.

In our opinion, the separate financial statements present fairly, in all material respects, the financial position of the Company as at December 31, 2023 and 2022, and its financial performance and its cash flows for the years then ended in accordance with Philippine Financial Reporting Standards (PFRS).

Basis for Opinion

We conducted our audits in accordance with Philippine Standards on Auditing (PSA). Our responsibilities under those standards are further described in the *Auditors' Responsibilities for the Audit of the Separate Financial Statements* section of our report. We are independent of the Company in accordance with the Code of Ethics for Professional Accountants in the Philippines (Code of Ethics) together with the ethical requirements that are relevant to the audit of the separate financial statements in the Philippines, and we have fulfilled our other ethical responsibilities in accordance with these requirements and the Code of Ethics. We believe that the audit evidence we have obtained is sufficient and appropriate to provide a basis for our opinion.

Responsibilities of Management and Those Charged with Governance for the Separate Financial Statements

Management is responsible for the preparation and fair presentation of these separate financial statements in accordance with PFRS, and for such internal control as management determines is necessary to enable the preparation of separate financial statements that are free from material misstatement, whether due to fraud or error.

In preparing the separate financial statements, management is responsible for assessing the Company's ability to continue as a going concern, disclosing, as applicable, matters related to going concern and using the going concern basis of accounting unless management either intends to liquidate the Company or to cease operations, or has no realistic alternative but to do so.



Those charged with governance are responsible for overseeing the Company's financial reporting process.

Auditors' Responsibilities for the Audit of the Separate Financial Statements

Our objectives are to obtain reasonable assurance about whether the separate financial statements as a whole are free from material misstatement, whether due to fraud or error, and to issue an auditors' report that includes our opinion. Reasonable assurance is a high level of assurance, but is not a guarantee that an audit conducted in accordance with PSA will always detect a material misstatement when it exists. Misstatements can arise from fraud or error and are considered material if, individually or in the aggregate, these could reasonably be expected to influence the economic decisions of users taken on the basis of these separate financial statements.

As part of an audit in accordance with PSA, we exercise professional judgment and maintain professional skepticism throughout the audit. We also:

- Identify and assess the risks of material misstatement of the separate financial statements, whether due to fraud or error, design and perform audit procedures responsive to those risks, and obtain audit evidence that is sufficient and appropriate to provide a basis for our opinion. The risk of not detecting a material misstatement resulting from fraud is higher than for one resulting from error, as fraud may involve collusion, forgery, intentional omissions, misrepresentations, or the override of internal control.
- Obtain an understanding of internal control relevant to the audit in order to design audit procedures that are appropriate in the circumstances, but not for the purpose of expressing an opinion on the effectiveness of the Company's internal control.
- Evaluate the appropriateness of accounting policies used and the reasonableness of accounting estimates and related disclosures made by management.
- Conclude on the appropriateness of management's use of the going concern basis of accounting and, based on the audit evidence obtained, whether a material uncertainty exists related to events or conditions that may cast significant doubt on the Company's ability to continue as a going concern. If we conclude that a material uncertainty exists, we are required to draw attention in our auditors' report to the related disclosures in the separate financial statements or, if such disclosures are inadequate, to modify our opinion. Our conclusions are based on the audit evidence obtained up to the date of our auditors' report. However, future events or conditions may cause the Company to cease to continue as a going concern.
- Evaluate the overall presentation, structure and content of the separate financial statements, including the disclosures, and whether the separate financial statements represent the underlying transactions and events in a manner that achieves fair presentation.



We communicate with those charged with governance regarding, among other matters, the planned scope and timing of the audit and significant audit findings, including any significant deficiencies in internal control that we identify during our audits.

REYES TACANDONG & Co.

BELINDA B. FERNANDO

Partner

CPA Certificate No. 81207

Tax Identification No. 102-086-538-000

BOA Accreditation No. 4782; Valid until June 6, 2026

BIR Accreditation No. 08-005144-004-2022

Valid until October 16, 2025

PTR No. 9564560

Issued January 3, 2023, Makati City

April 25, 2024

Makati City, Metro Manila

NOW CORPORATION
SEPARATE STATEMENTS OF FINANCIAL POSITION

		December 31	
	Note	2023	2022
ASSETS			
Current Assets			
Cash	4	₱43,618,549	₱13,750,437
Trade and other receivables	5	465,755,475	409,297,401
Due from related parties	12	334,350,217	241,700,508
Other current assets	6,15	34,678,631	28,046,902
Total Current Assets		878,402,872	692,795,248
Noncurrent Assets			
Investments and advances	7	2,204,473,043	2,210,953,269
Property and equipment	8	11,306,043	15,364,965
Right-of-use (ROU) assets	14	9,182,281	8,760,782
Other noncurrent assets	6	2,600,416	3,163,335
Total Noncurrent Assets		2,227,561,783	2,238,242,351
		₱3,105,964,655	₱2,931,037,599
LIABILITIES AND EQUITY			
Current Liabilities			
Accounts payable and other current liabilities	9	₱239,310,233	₱191,601,318
Due to related parties	12	127,139,607	57,922,953
Short-term loans	10	112,000,000	333,000,000
Current portion of:			
Long-term loans	10	20,528,660	22,718,334
Lease liabilities	14	5,633,680	3,373,404
Total Current Liabilities		504,612,180	608,616,009
Noncurrent Liabilities			
Deposits for stock subscription	11	89,000,000	89,000,000
Noncurrent portion of:			
Long-term loans	10	278,692,873	16,661,294
Lease liabilities	14	5,188,410	6,492,882
Retirement liability	13	6,488,449	5,276,039
Deferred tax liability	18	3,741,852	–
Total Noncurrent Liabilities		383,111,584	117,430,215
Total Liabilities		887,723,764	726,046,224
Equity			
Capital stock		1,324,708,420	1,324,708,420
Additional paid-in capital		541,569,110	541,569,110
Retained earnings		46,599,516	33,350,000
Other comprehensive income		305,363,845	305,363,845
Total Equity		2,218,240,891	2,204,991,375
		₱3,105,964,655	₱2,931,037,599

See accompanying Notes to Separate Financial Statements.

NOW CORPORATION
SEPARATE STATEMENTS OF INCOME

		Years Ended December 31	
	Note	2023	2022
REVENUE	15		
Service fees		167,543,008	₱180,781,203
Sales		4,270,436	7,083,150
		171,813,444	187,864,353
COST OF SALES AND SERVICES	16	(81,509,925)	(97,236,626)
GROSS PROFIT		90,303,519	90,627,727
OPERATING EXPENSES	17	(72,350,550)	(67,766,365)
OTHER INCOME (CHARGES)			
Interest expense	10	(23,983,273)	(17,068,732)
Effect of loan modification		22,970,377	–
Interest income	4	7,114,821	7,114,750
Share in net income (loss) of associate	7	(3,846,095)	110,234
Net foreign exchange loss		(71,710)	(30,411)
Others		479,525	1,024,614
		2,663,645	(8,849,545)
INCOME BEFORE INCOME TAX		20,616,614	14,011,817
PROVISION FOR INCOME TAX	18		
Current		3,625,246	4,979,822
Deferred		3,741,852	–
		7,367,098	4,979,822
NET INCOME		₱13,249,516	₱9,031,995

See accompanying Notes to Separate Financial Statements.

NOW CORPORATION
SEPARATE STATEMENTS OF COMPREHENSIVE INCOME

		Years Ended December 31	
	Note	2023	2022
NET INCOME		₱13,249,516	₱9,031,995
OTHER COMPREHENSIVE INCOME			
<i>Item not to be subsequently reclassified to profit or loss:</i>			
Changes in fair value of investment in equity securities		—	—
TOTAL COMPREHENSIVE INCOME		₱13,249,516	₱9,031,995

See accompanying Notes to Separate Financial Statements.

NOW CORPORATION
SEPARATE STATEMENTS OF CHANGES IN EQUITY

		Years Ended December 31	
	Note	2023	2022
CAPITAL STOCK	11		
Preferred stock		₱60,000,000	₱60,000,000
Common stock		1,264,708,420	1,264,708,420
		1,324,708,420	1,324,708,420
ADDITIONAL PAID-IN CAPITAL		541,569,110	541,569,110
RETAINED EARNINGS			
Balance at beginning of year		33,350,000	24,318,005
Net income		13,249,516	9,031,995
Balance at end of year		46,599,516	33,350,000
OTHER COMPREHENSIVE INCOME			
Cumulative unrealized gains on fair value changes on investment in equity securities		306,680,554	306,680,554
Cumulative remeasurement losses on retirement liability	13	(1,316,709)	(1,316,709)
		305,363,845	305,363,845
		₱2,218,240,891	₱2,204,991,375

See accompanying Notes to Separate Financial Statements.

NOW CORPORATION
SEPARATE STATEMENTS OF CASH FLOWS

		Years Ended December 31	
	Note	2023	2022
CASH FLOWS FROM OPERATING ACTIVITIES			
Income before income tax		₱20,616,614	₱14,011,817
Adjustments for:			
Interest expense	10	23,983,273	17,068,732
Depreciation and amortization	8	12,416,516	10,413,766
Interest income	4	(7,114,821)	(7,114,750)
Share in net loss (income) of an associate	7	3,846,095	(110,234)
Provision for impairment loss on investment in subsidiary	7	2,634,131	250,000
Retirement expense	13	1,212,410	1,151,851
Gain on reversal of lease		(54,762)	
Provision for impairment loss on trade and other receivables	17	–	2,345,881
Operating income before working capital changes		57,539,456	38,017,063
Increase in:			
Trade and other receivables		(56,458,074)	(81,481,493)
Other current assets		(6,631,729)	(3,277,613)
Accounts payable and other current liabilities		47,708,915	40,161,611
Net cash used for operations		42,158,568	(6,580,432)
Income taxes paid		(3,625,246)	(4,979,822)
Interest received		22,545	22,474
Net cash used in operating activities		38,555,867	(11,537,780)
CASH FLOWS USED IN INVESTING ACTIVITIES			
Increase in:			
Due from related parties		(85,557,433)	(10,787,180)
Other noncurrent assets		(15,628)	(332,750)
Additions to:			
Property and equipment	8	(1,582,515)	(10,440,014)
Computer software	6	(1,729,537)	(366,769)
Net cash used in investing activities		(88,885,113)	(21,926,713)
CASH FLOWS FROM FINANCING ACTIVITIES			
Increase in due to related parties	12	69,216,654	49,242,508
Proceeds from availments of:			
Short-term loan	22	–	26,053,700
Long-term loan		71,689,741	–
Payments of:			
Principal loan and interest	22	(56,234,687)	(45,010,709)
Lease liabilities	14	(4,474,350)	(3,251,026)
Net cash provided by financing activities		80,197,358	27,034,473
NET INCREASE (DECREASE) IN CASH		29,868,112	(6,430,020)
CASH AT BEGINNING OF YEAR		13,750,437	20,180,457
CASH AT END OF YEAR		₱43,618,549	₱13,750,437

(Forward)

Years Ended December 31			
		2023	2022
NONCASH FINANCIAL INFORMATION			
Recognition of ROU assets and lease liabilities	14	₱5,629,691	₱6,936,221
Reclassification from deposits for stock subscriptions to short-term loan	10	–	221,000,000

See accompanying Notes to Separate Financial Statements.

NOW CORPORATION
NOTES TO SEPARATE FINANCIAL STATEMENTS
AS AT AND FOR THE YEARS ENDED DECEMBER 31, 2023 AND 2022

1. Corporate Information

NOW Corporation (the Company) was incorporated and registered with the Philippine Securities and Exchange Commission (SEC) on June 5, 1996 to initially engage in the purchase and sale of securities.

In July 2009, the SEC approved the amendment of the Company's primary purpose from engaging in the securities brokerage business to a technology, media and telecommunication (TMT) business.

On August 25, 2011, the SEC approved the amendment in its Articles of Incorporation (AOI) to include the following secondary purpose:

- a. Providing professional services and manpower in the field of TMT;
- b. Acting as commission agent, manufacturer's representative, or principal for the purpose, sale, distribution, manufacture, assembly, import or export of any and all classes of materials, merchandise, supplies and commodities of every kind and nature; and
- c. Engaging in the business of general and retail merchants, traders, factors, agents, manufacturers, processors, dealing in or with any and all classes of materials, merchandise, supplies and commodities of every kind and nature.

The Company's shares of stock are listed in the Philippine Stock Exchange.

The table below presents the Company's subsidiaries and the respective percentage of effective ownership as at December 31, 2023 and 2022:

Company Name	Nature of Business	Percentage of Effective Ownership
J-Span IT Services, Inc. (JSIT)	Service	100%
Porteon SEA, Inc. (Porteon)	Manufacturing	100%
I-Resource Consulting International, Inc. (I-Resource)	Service	100%
I-Professional Search Network, Inc. (I-Professional)	Service	75%
Softtrigger Interactive, Inc. (Softtrigger)	Service	67%

The Company and its subsidiaries are collectively referred herein as "the Group." All the subsidiaries were incorporated in the Philippines, except for JSIT, which was incorporated in Japan.

The Company's registered address is Unit 5-I, 5th Floor, OPL Building, 100 C. Palanca St., Legaspi Village, Makati City.

Approval of Separate Financial Statements

The separate financial statements of the Company as at and for the years ended December 31, 2023 and 2022 were approved and authorized for issue by the Chairman of the Board, the President and the Acting Chief Finance Officer on April 25, 2024 based on the authority delegated by the BOD dated February 20, 2024.

Certificates and Agreements

On November 27, 2015, the National Telecommunications Commission (NTC) issued a Certificate of Registration (CoR) to the Company that will authorize it as a value-added services (VAS) provider for services such as cloud hosting services, virtual private network, multimedia content and program services, online game services, cloud-based multimedia conferencing services, web hosting and cloud-based mail and messaging services. The CoR, which expired on November 26, 2020, was renewed for another five (5) years, or until November 26, 2025.

In 2015, the Company entered into three (3) separate agreements with NOW Telecom Company, Inc. (NOW TEL), NOW Cable, Inc. (NOW Cable) and News and Entertainment Network Corporation (NewsNet) (the Parties), wherein the Parties mutually agreed to interconnect their respective networks for the Company to provide VAS to the public (VAS agreements) (see Note 12). In 2020, the VAS agreement between the Company and NOW TEL was renewed for another five (5) years under the same terms and conditions, while the agreements with NOW Cable and NewsNet were replaced with new service agreements with a term of three (3) years beginning January 1, 2020. The agreements were further extended for another five (5) years or until January 1, 2028.

2. Summary of Material Accounting Policy Information

Basis of Preparation

The separate financial statements have been prepared in accordance with Philippine Financial Reporting Standards (PFRS). This financial reporting framework includes PFRS, Philippine Accounting Standards (PAS) and Philippine Interpretation from International Financial Reporting Interpretations Committee (IFRIC) issued by the Philippine Financial and Sustainability Reporting Standards Council (formerly Financial Reporting Standards Council) and adopted by the SEC, including SEC pronouncements.

The Company also prepares and issues consolidated financial statements for the same period in accordance with PFRS. In the consolidated financial statements, the subsidiary undertakings have been fully consolidated. Users of these separate financial statements should read them together with the consolidated financial statements in order to obtain full information on the consolidated financial position, consolidated financial performance and consolidated cash flows of the Company and its subsidiaries. The consolidated financial statements may be obtained at the Company's registered office address and at the SEC.

Measurement Bases

The separate financial statements are presented in Philippine Peso (Peso), which is the Company's functional currency. All values are rounded to the nearest Peso, unless otherwise indicated.

The separate financial statements of the Company have been prepared under the historical cost basis, except for the following accounts:

- investment in equity securities measured at fair value;
- lease liabilities measured at present value of future lease payments; and
- retirement liability measure at present value of estimated future cash outflows.

Historical cost is generally based on the fair value of the consideration given in exchange for an asset and the fair value of consideration received in exchange for incurring a liability.

Fair value is the price that would be received to sell an asset or paid to transfer a liability in an orderly transaction between market participants at the measurement date. The fair value measurement is based on the presumption that the transaction to sell the asset or transfer the liability takes place either:

- in the principal market for the asset or liability, or
- in the absence of a principal market, in the most advantageous market for the asset or liability.

The principal or the most advantageous market must be accessible to the Company.

The fair value of an asset or a liability is measured using the assumptions that market participants would use when pricing the asset or liability, assuming that market participants act in their best economic interest.

A fair value measurement of a nonfinancial asset takes into account a market participant's ability to generate economic benefits by using the asset in its highest and best use or by selling it to another market participant that would use the asset in its highest and best use.

The Company uses valuation techniques that are appropriate in the circumstances and for which sufficient data are available to measure fair value, maximizing the use of relevant observable inputs and minimizing the use of unobservable inputs.

All assets and liabilities for which fair value is measured or disclosed in the separate financial statements are categorized within the fair value hierarchy, described as follows, based on the lowest level input that is significant to the fair value measurement as a whole:

- Level 1 - Quoted (unadjusted) market prices in active markets for identical assets or liabilities.
- Level 2 - Valuation techniques for which the lowest level input that is significant to the fair value measurement is directly or indirectly observable.
- Level 3 - Valuation techniques for which the lowest level input that is significant to the fair value measurement is unobservable.

For assets and liabilities that are recognized in the separate financial statements on a recurring basis, the Company determines whether transfers have occurred between levels in the hierarchy by re-assessing categorization (based on the lowest level input that is significant to the fair value measurement as a whole) at the end of each reporting date.

For the purpose of fair value disclosures, the Company has determined classes of assets and liabilities on the basis of the nature, characteristics and risks of the asset or liability and the level of the fair value hierarchy as explained above.

Further information about the assumptions made in measuring fair value is included in Notes 7 and 20.

Adoption of Amended PFRS

The accounting policies adopted are consistent with those of the previous financial year, except for the adoption of the following amended PFRS:

Effective for annual periods beginning on or after January 1, 2023-

- Amendments to PAS 1, *Presentation of Financial Statements*, and PFRS Practice Statement 2, *Making Materiality Judgments - Disclosure Initiative - Accounting Policies* – The amendments require an entity to disclose its material accounting policies, instead of its significant accounting policies and provide guidance on how an entity applies the concept of materiality in making decisions about accounting policy disclosures. In assessing the materiality of accounting policy information, entities need to consider both the size of the transactions, other events or conditions and its nature. The amendments clarify (1) that accounting policy information may be material because of its nature, even if the related amounts are immaterial, (2) that accounting policy information is material if users of an entity's financial statements would need it to understand other material information in the financial statements, and (3) if an entity discloses immaterial accounting policy information, such information should not obscure material accounting policy information. In addition, PFRS Practice Statement 2 is amended by adding guidance and examples to explain and demonstrate the application of the 'four-step materiality process' to accounting policy information. The amendments should be applied prospectively. Earlier application is permitted
- Amendments to PAS 8, *Accounting Policies, Changes in Accounting Estimates and Errors - Definition of Accounting Estimates* – The amendments clarify the distinction between changes in accounting estimates and changes in accounting policies, and the correction of errors. Under the new definition, accounting estimates are "monetary amounts in financial statements that are subject to measurement uncertainty". An entity develops an accounting estimate if an accounting policy requires an item in the financial statements to be measured in a way that involves measurement uncertainty. The amendments clarify that a change in accounting estimate that results from new information or new developments is not a correction of an error, and that the effects of a change in an input or a measurement technique used to develop an accounting estimate are changes in accounting estimates if they do not result from the correction of prior period errors. A change in an accounting estimate may affect only the profit or loss in the current period, or the profit or loss of both the current and future periods. Earlier application is permitted.
- Amendments to PAS 12, *Income Taxes - Deferred Tax Related Assets and Liabilities from a Single Transaction* – The amendments require companies to recognize deferred tax on transactions that, on initial recognition, give rise to equal amounts of taxable and deductible temporary differences. The amendments should be applied on a modified retrospective basis. Earlier application is permitted.
- Amendments to PAS 1, *Classification of Liabilities as Current or Noncurrent* – The amendments clarify the requirements for an entity to have the right to defer settlement of the liability for at least 12 months after the reporting period. The amendments also specify and clarify the following: (i) an entity's right to defer settlement must exist at the end of the reporting period, (ii) the classification is unaffected by management's intentions or expectations about whether the entity will exercise its right to defer settlement, (iii) how lending conditions affect classification, and (iv) requirements for classifying liabilities where an entity will or may settle by issuing its own equity instruments.

- Amendments to PAS 12, *International Tax Reform - Pillar Two Model Rules* – The amendments provide a mandatory temporary exemption for the accounting of the deferred taxes arising from the implementation of the Organisation for Economic Co-operation and Development (OECD)/G20 Inclusive Framework on Base Erosion and Profit Shifting Pillar Two model rules (Pillar Two income taxes). The amendments also introduce the disclosure requirements for the affected entities to enable users of the financial statements understand the extent to which an entity will be affected by the Pillar Two income taxes, particularly before its effectivity date.

The adoption of the amended PFRS did not materially affect the separate financial statements of the Company. Additional disclosures were included in the separate financial statements, as applicable.

Amendments to PFRS in Issue But Not Yet Effective or Adopted

Relevant amended PFRS, which are not yet effective as at December 31, 2023 and have not been applied in preparing the financial statements, are summarized below.

Effective for annual periods beginning on or after January 1, 2024-

- Amendments to PFRS 16, *Lease - Lease Liability in a Sale and Leaseback* – The amendments clarify that the liability that arises from a sale and leaseback transaction, that satisfies the requirements in PFRS 15, *Revenue from Contracts with Customers*, to be accounted for as a sale, is a lease liability to which PFRS 16 applies and give rise to a right-of-use (ROU) asset. For the subsequent measurement, the seller-lessee shall determine 'lease payments' or 'revised lease payments' in a way that the seller-lessee would not recognize any amount of the gain or loss that relates to the right of use retained by the seller-lessee. Applying this subsequent measurement does not prevent the seller-lessee from recognizing any gain or loss relating to the partial or full termination of a lease. Any gain or loss relating to the partial or full termination of the lease does not relate to the right of use retained but to the right of use terminated. The amendments must be applied retrospectively. Earlier application is permitted.
- Amendments to PAS 1, *Noncurrent Liabilities with Covenants* – The amendments clarified that covenants to be complied with after the reporting date do not affect the classification of debt as current or noncurrent at the reporting date. Instead, the amendments require the entity to disclose information about these covenants in the notes to the financial statements. The amendments must be applied retrospectively. Earlier application is permitted. If applied in earlier period, the Company shall also apply Amendments to PAS 1 - Classification of Liabilities as Current or Noncurrent for that period.

Effective for annual periods beginning on or after January 1, 2025:

- Amendments to PAS 21, *The Effects of Changes in Foreign Exchange Rates - Lack of Exchangeability* – The amendments clarify when a currency is considered exchangeable into another currency and how an entity determines the exchange rate for currencies that lack exchangeability. The amendments also introduce new disclosure requirements to help users of financial statements assess the impact when a currency is not exchangeable. An entity does not apply the amendments retrospectively. Instead, an entity recognizes any effect of initially applying the amendments as an adjustment to the opening balance of retained earnings when the entity reports foreign currency transactions. When an entity uses a presentation currency other than its functional currency, it recognizes the cumulative amount of translation differences in equity. Earlier application is permitted.

Under prevailing circumstances, the adoption of the foregoing amended PFRS is not expected to have any material effect on the separate financial statements of the Company. Additional disclosures will be included in the separate financial statements, as applicable.

Financial Assets and Liabilities

Date of Recognition. Financial assets and liabilities are recognized in the separate statements of financial position when the Company becomes a party to those contractual provisions of a financial instrument. In the case of a regular way purchase or sale of financial assets, recognition and derecognition, as applicable, is done using settlement date accounting.

Recognition and Initial Measurement. Financial instruments are recognized initially at fair value, which is the fair value of the consideration given (in case of an asset) or received (in case of a liability). The initial measurement of financial instruments, except for those designated at fair value through profit and loss (FVPL), includes transaction cost.

“Day 1” Difference. Where the transaction in a non-active market is different from the fair value of other observable current market transactions in the same instrument or based on a valuation technique whose variables include only data from observable market, the Company recognizes the difference between the transaction price and fair value (a “Day 1” difference) in profit or loss. In cases where there is no observable data on inception, the Company deems the transaction price as the best estimate of fair value and recognizes “Day 1” difference in profit or loss when the inputs become observable or when the instrument is derecognized. For each transaction, the Company determines the appropriate method of recognizing the “Day 1” difference.

Classification. The Company classifies its financial assets at initial recognition under the following categories: (a) financial assets at amortized cost, (b) financial assets at fair value through other comprehensive income (FVOCI) and, (c) financial assets at FVPL. The classification of a financial asset largely depends on the Company’s business model and its contractual cash flow characteristics. Financial liabilities, on the other hand, are classified as either financial liabilities at FVPL or financial liabilities at amortized cost.

As at December 31, 2023 and 2022, the Company does not have financial assets and liabilities at FVPL.

Financial Assets at Amortized Cost. A financial asset shall be measured at amortized cost if both of the following conditions are met:

- the financial asset is held within a business model whose objective is to hold financial assets in order to collect contractual cash flows; and
- the contractual terms of the financial asset give rise on specified dates to cash flows that are solely payments of principal and interest on the principal amount outstanding.

After initial recognition, financial assets at amortized cost are subsequently measured at amortized cost using the effective interest method, less allowance for impairment, if any. Amortized cost is calculated by taking into account any discount or premium on acquisition and fees that are an integral part of the effective interest rate. Gains and losses are recognized in profit or loss when the financial assets are derecognized or impaired through the amortization process. Financial assets at amortized cost are included under current assets if realizability or collectability is within 12 months after the reporting period. Otherwise, these are classified as noncurrent assets.

Cash, trade and other receivables (excluding advances to officers and employees), contract assets, due from related parties and security deposits (included as part of "Other noncurrent assets" account) are classified under this category.

Financial Asset Designated at FVOCI. The Company may irrevocably designate an equity instrument that is not held for trading to be measured at FVOCI.

Financial assets at FVOCI are initially measured at fair value plus transaction costs.

Dividends from equity instruments held at FVOCI are recognized in profit or loss when the right to receive payment is established, unless the dividend clearly represents a recovery of part of the cost of the investment. Unrealized gains or losses from equity instruments are recognized in other comprehensive income (OCI) and presented in the equity section of the separate statements of financial position. These fair value changes are recognized in equity and are not reclassified to profit or loss in subsequent periods. On disposal of these equity instruments, any cumulative valuation gains or losses will be reclassified to retained earnings.

As at December 31, 2021, investment in equity securities of NOW TEL is classified under this category. In 2022, this investment was reclassified to investment in an associate (see Note 7).

Financial Liabilities at Amortized Cost. Financial liabilities are categorized as financial liabilities at amortized cost when the substance of the contractual arrangement results in the Company having an obligation either to deliver cash or another financial asset to the holder, or to settle the obligation other than by the exchange of a fixed amount of cash or another financial asset for a fixed number of its own equity instruments.

These financial liabilities are initially recognized at fair value less any directly attributable transaction costs. After initial recognition, these financial liabilities are subsequently measured at amortized cost using the effective interest method. Amortized cost is calculated by taking into account any discount or premium on the issue and fees that are an integral part of the effective interest rate. Gains and losses are recognized in profit or loss when the liabilities are derecognized or through the amortization process.

Accounts payable and other current liabilities (excluding statutory payables and deferred output value-added tax [VAT]), due to related parties, short-term loans, long-term loans and lease liabilities are classified under this category.

Reclassification

The Company reclassifies its financial assets when, and only when, it changes its business model for managing those financial assets. The reclassification is applied prospectively from the first day of the first reporting period following the change in the business model (reclassification date).

For a financial asset reclassified out of the financial assets at amortized cost category to financial assets at FVPL, any gain or loss arising from the difference between the previous amortized cost of the financial asset and fair value is recognized in profit or loss.

For a financial asset reclassified out of the financial assets at amortized cost category to financial assets at FVOCI, any gain or loss arising from a difference between the previous amortized cost of the financial asset and fair value is recognized in OCI.

A financial asset that has been designated at FVOCI may no longer be reclassified to a different category.

Impairment of Financial Assets at Amortized Cost

The Company recognizes an allowance for expected credit loss (ECL) based on the difference between the contractual cash flows due in accordance with the contract and all the cash flows that the Company expects to receive. The difference is then discounted at an approximation to the asset's original effective interest rate.

For trade receivables and contract assets, the Company has applied the simplified approach in measuring ECL. Simplified approach requires that ECL should always be based on the lifetime expected credit losses. The Company has established a provision matrix that is based on its historical credit loss experience, adjusted for forward-looking factors specific to the debtors and the economic environment and an assessment of both the current as well as the forecast direction of conditions at the reporting date, including time value of money where appropriate.

For other financial assets at amortized cost, which mainly comprise of cash in banks, due from related parties and security deposits, the Company applies the general approach in measuring the ECL. The ECL is based on the 12-month ECL, which pertains to the portion of lifetime ECL that result from default events on a financial instrument that are possible within 12 months after the reporting date. However, when there has been a significant increase in credit risk since initial recognition, the allowance will be based on the lifetime ECL. When determining whether the credit risk of a financial asset has increased significantly since initial recognition, the Company considers reasonable and supportable information, that is available without undue cost or effort, and that is indicative of significant increases in credit risk since initial recognition.

A financial asset is credit-impaired when one or more events that have a detrimental impact on the estimated future cash flows of that financial asset have occurred. Evidence that a financial asset is credit-impaired include observable data about the following events:

- significant financial difficulty of the issuer or the borrower;
- a breach of contract, such as a default or past due event;
- it is becoming probable that the borrower will enter bankruptcy or other financial reorganization;
- the disappearance of an active market for that financial asset because of financial difficulties; or
- the purchase or origination of a financial asset at a deep discount that reflects the incurred credit losses.

It may not be possible to identify a single discrete event - instead, the combined effect of several events may have caused financial assets to become credit-impaired.

The Company shall directly reduce the gross carrying amount of a financial asset when the Company has no reasonable expectations of recovering a financial asset in its entirety or a portion thereof.

Derecognition of Financial Assets and Liabilities

Financial Assets. A financial asset (or where applicable, a part of a financial asset or part of a group of similar financial assets) is derecognized when:

- the right to receive cash flows from the asset has expired;
- the Company retains the right to receive cash flows from the financial asset, but has assumed an obligation to pay them in full without material delay to a third party under a “pass-through” arrangement; or
- the Company has transferred its right to receive cash flows from the financial asset and either (a) has transferred substantially all the risks and rewards of the asset, or (b) has neither transferred nor retained substantially all the risks and rewards of the asset, but has transferred control of the asset.

When the Company has transferred its right to receive cash flows from a financial asset or has entered into a pass-through arrangement, and has neither transferred nor retained substantially all the risks and rewards of ownership of the financial asset nor transferred control of the financial asset, the financial asset is recognized to the extent of the Company’s continuing involvement in the financial asset. Continuing involvement that takes the form of a guarantee over the transferred financial asset is measured at the lower of the original carrying amount of the financial asset and the maximum amount of consideration that the Company could be required to repay.

Financial Liabilities. A financial liability is derecognized when the obligation under the liability is discharged, cancelled or has expired.

When an existing financial liability is replaced by another from the same lender on substantially different terms, or the terms of an existing liability are substantially modified, such an exchange or modification is treated as a derecognition of the original liability and the recognition of a new liability, and the difference in the respective carrying amounts is recognized in the profit or loss.

Offsetting of Financial Assets and Liabilities

Financial assets and financial liabilities are offset and the net amount reported in the separate statements of financial position if, and only if, there is a currently enforceable legal right to offset the recognized amounts and there is intention to settle on a net basis, or to realize the asset and settle the liability simultaneously. This is not generally the case with master netting agreements, and the related assets and liabilities are presented gross in the separate statements of financial position.

Classification of Financial Instrument between Liability and Equity

A financial instrument is classified as liability if it provides for a contractual obligation to:

- Deliver cash or another financial asset to another entity;
- Exchange financial assets or financial liabilities with another entity under conditions that are potentially unfavorable to the Company; or
- Satisfy the obligation other than by the exchange of a fixed amount of cash or another financial asset for a fixed number of own equity shares.

If the Company does not have an unconditional right to avoid delivering cash or another financial asset to settle its contractual obligation, the obligation meets the definition of a financial liability.

Cost to Obtain a Contract with a Customer

The Company recognizes an asset for the incremental cost of obtaining a contract with a customer if the Company expects to recover those costs. Otherwise, those costs are recognized as expense when incurred. The incremental costs of obtaining a contract are those costs that the Company incurs to obtain a contract.

Contract Balances

Contract Assets. A contract assets represent the Company's right to consideration in exchange for goods or services that the Company has transferred to a customer when that right is conditioned on something other than a passage of time. Contract assets are reclassified to trade receivables when payment from the customers becomes due.

Contract Liabilities. A contract liability represents the Company's obligation to transfer goods to a customer for which the Company has received consideration from the customer. Contract liabilities are recognized as revenue when the Company performs its obligations under the contract.

VAT

VAT represents the net amount of VAT recoverable from or payable to the tax authorities. Revenues, expenses and assets are recognized net of the amount of VAT, except:

- where the tax incurred on a purchase of assets or services is not recoverable from the taxation authority, in which case the tax is recognized as part of the cost of acquisition of the asset or as part of the expense item as applicable; and
- receivables and payables that are stated with the amount of tax included.

The net amount of VAT recoverable from or payable to the tax authorities is presented as part of "Other current assets" or "Statutory payables" under "Accounts payable and other current liabilities" accounts in the separate statements of financial position.

Deferred Input VAT. Deferred input VAT represents input VAT on unpaid portion of availed services.

Deferred Output VAT. Deferred output VAT represents the VAT amount on credit sales that is not due to the tax authority until the corresponding amount of receivable is collected. This is recorded under "Trade and other payables" account in the separate statements of financial position.

Other Current Assets

Other current assets mainly include deferred input VAT, creditable withholding taxes (CWT), inventories, prepayments, and.

CWT. CWT represents the amount withheld by the Company's customers in relation to its income. CWT can be utilized as payment for income taxes provided that these are properly supported by certificates of creditable tax withheld at source subject to the rules on Philippine income taxation.

Inventories. Inventories are valued at the lower of cost and net realizable value (NRV). Cost is determined using the weighted average method. All costs directly attributable to acquisition such as the purchase price, transport cost and taxes that are not subsequently recoverable from tax authorities are included as part of the cost of inventories.

The NRV of inventories is the estimated selling price in the ordinary course of business, less estimated costs necessary to make the sale. In determining the NRV, the Company considers any adjustment necessary for obsolescence.

When the NRV of inventories is lower than its cost, the inventories are written down to its NRV and the excess of the cost over the NRV is charged to profit or loss.

Prepayments. Prepayments represent expenses not yet incurred but already paid in cash. Prepayments are initially recorded as assets and measured at the amount of cash paid. Subsequently, these are charged to expense as these are consumed in operations or expire with the passage of time. Prepayments that are expected to be incurred no more than 12 months after the reporting date are classified as current assets. Otherwise these are classified as noncurrent assets.

Investments in Associates

Associates are entities in which the Company has significant influence. Significant influence is the power to participate in the financial and operating policy decisions of the investee, but not control or joint control over those policies.

The investments in associates are accounted for under the equity method in the separate financial statements, as provided for under PAS 28, *Investment in Associates*. Under the equity method, the investments in associates are initially recognized at cost. Subsequent to initial recognition, the Company recognizes income to the extent of its share in the profit or loss of the associates. Distributions received reduce the carrying amount of the investment.

The carrying amount of the investment is adjusted to recognize changes in the share of the Company in the net asset of the associate since the acquisition date. When the Company's share of losses in an associate equals or exceeds its interest in the associate, including any other unsecured receivables, the Company does not recognize further losses, unless it has incurred obligations or made payments on behalf of the associate.

The Company determines at the end of each reporting date whether there is any objective evidence that investment is impaired. If this is the case, the amount of impairment is calculated as the difference between the carrying amount of the investment and its recoverable amount and recognized in profit or loss.

Upon loss of significant influence over the associate, the Company measures and recognizes any retained investment at its fair value. Any difference between the carrying amount of the associate upon loss of significant influence and the fair value of the retained investment and proceeds from disposal is recognized in profit or loss.

Investments in Subsidiaries

Investments in subsidiaries are accounted for under the cost method, less any allowance for impairment losses. The Company recognizes income when its right to receive the dividends is established. Distributions received in excess of such profits are regarded as recovery of investment and are recognized as a reduction of the cost of the investment.

A subsidiary is an entity in which the Company has control. Control is achieved when the Company is exposed, or has rights, to variable returns from its involvement with the investee and has the ability to affect those returns through its power over the investee. Specifically, the Company controls an investee if and only if the Company has:

- Power over the investee (i.e. existing rights that give it the current ability to direct the relevant activities of the investee);
- Exposure, or rights, to variable returns from its involvement with the investee; and
- The ability to use its power over the investee to affect its returns.

When the Company has less than majority of the voting or similar rights of an investee, the Company considers all relevant facts and circumstances in assessing whether it has power over an investee, including:

- The contractual arrangement with the other vote holders of the investee;
- Rights arising from other contractual arrangement; and
- The Company's voting rights and potential voting rights.

The Company re-assesses whether or not it controls an investee if facts and circumstances indicate that there are changes to one or more of the three elements of control.

Property and Equipment

Property and equipment are stated at cost less accumulated depreciation and amortization and any accumulated impairment in value.

The initial cost of property and equipment comprises its purchase price, including import duties and nonrefundable purchase taxes and any directly attributable costs of bringing the property and equipment to its working condition and location for its intended use. Expenditures incurred after the property and equipment have been put into operations, such as repairs and maintenance, are normally charged to expense in the period the costs are incurred. In situations where it can be clearly demonstrated that the expenditures have resulted in an increase in the future economic benefits expected to be obtained from the use of an item of property and equipment beyond its originally assessed standard of performance, the expenditures are capitalized as an additional cost of property and equipment.

Each part of an item of property and equipment with a cost that is significant in relation to the total cost of the item is depreciated and amortized separately.

Depreciation and amortization is computed using the straight-line method over the estimated useful lives of the assets as follows:

Category	Number of Years
Transportation equipment	5
Office and IT equipment	3 to 5
Furniture and fixtures	2 to 3
Leasehold improvements	5 or lease term, whichever is shorter

The estimated useful lives and depreciation and amortization methods are reviewed periodically to ensure that the periods and methods of depreciation and amortization are consistent with the expected pattern of economic benefits from items of property and equipment.

When assets are retired or otherwise disposed of, both the cost and related accumulated depreciation and amortization are removed from the accounts and any resulting gain or loss is recognized in profit or loss.

Fully-depreciated and amortized assets are retained as property and equipment until these are no longer in use.

Computer Software

Computer software is stated at cost less accumulated amortization and any impairment in value. The Company capitalizes computer software licensing costs which are being amortized, once available for its intended use, using the straight-line method over three years, the estimated finite useful life of the computer software. The amortization of the computer software is included under "Depreciation and amortization" account.

The estimated useful life and amortization method are reviewed regularly to ensure that the period and method of amortization are consistent with the expected pattern of economic benefits from the computer software.

An item of computer software is derecognized upon disposal or when no future economic benefits are expected from its use or disposal. Any gain or loss arising on derecognition of the asset (calculated as the difference between the net disposal proceeds and the carrying amount of the asset) is recognized in profit or loss in the year the asset is derecognized.

The carrying amount of the computer software is recognized as part of "Other noncurrent assets" account in the separate statements of financial position.

Impairment of Nonfinancial Assets

Nonfinancial assets are reviewed for impairment when events or changes in circumstances indicate that the carrying amount may not be recoverable. The Company assesses at each reporting date whether there is an indication that an asset may be impaired. If any such indication exists, or when annual impairment testing for an asset is required, the Company makes an estimate of the asset's recoverable amount. An asset's recoverable amount is the higher of an asset's or cash-generating unit's fair value less costs to sell and its value in use and is determined for an individual asset, unless the asset does not generate cash inflows that are largely independent of those from other assets or groups of assets. Where the carrying amount of an asset exceeds its recoverable amount, the asset is considered impaired and is written down to its recoverable amount. In assessing value in use, the estimated future cash flows are discounted to their present value using a pre-tax discount rate that reflects current market assessments of the time value of money and the risks specific to the asset. Impairment losses of continuing operations are recognized in profit or loss in those expense categories consistent with the function of the impaired asset.

An assessment is made at each reporting date as to whether there is any indication that previously recognized impairment losses may no longer exist or may have decreased. If such indication exists, the recoverable amount is estimated. A previously recognized impairment loss is reversed only if there has been a change in the estimates used to determine the asset's recoverable amount since the last impairment loss was recognized. If that is the case, the carrying amount of the asset is increased to its recoverable amount. That increased amount cannot exceed the carrying amount that would have been determined, had no impairment loss been recognized for the asset in prior years. Such reversal is recognized in profit or loss unless the asset is carried at revalued amount, in which case the reversal is treated as a revaluation increase. After the reversal, the depreciation and amortization charge is adjusted in future periods to allocate the asset's revised carrying amount, less any residual value, on a systematic basis over its remaining useful life.

Deposits for Stock Subscription

Deposits for stock subscription represent funds received from existing or potential stockholders to be applied as payment for future issuance of capital stock. Deposits for stock subscription are recognized as equity if and only if, all of the following elements forth by the SEC are present as of end of the reporting period:

- The unissued authorized capital stock of the entity is insufficient to cover the amount of shares indicated in the contract, unless the deposit is specific for a proposed increase in capital;
- There is BOD approval on the proposed increase in authorized capital stock (for which a deposit was received by the corporation);
- There is stockholders' approval of said proposed increase; and
- The application for the approval of the proposed increase has been presented for filing or has been filed with the SEC.

If any or all of the foregoing elements are not present, the deposits for stock subscription are recognized as a liability.

Equity

Capital Stock and APIC. Capital stock is measured at par value for all shares issued. Proceeds or fair value of consideration received in excess of par value are recognized as APIC. Incremental costs, net of tax, incurred that are directly attributable to the issuance of new shares are recognized in equity as a reduction from related APIC or retained earnings.

Retained Earnings. Retained earnings represent the cumulative balance of the Company's results of operations, dividend distributions and other capital adjustments.

Other Comprehensive Income (OCI) OCI comprises of items of income and expenses that are not recognized in profit or loss. OCI represents cumulative unrealized gain on investment in equity securities and cumulative remeasurement loss on retirement liability.

Revenue Recognition

Revenue from Contract with Customers

Revenue from contract with customers is recognized when the performance obligation in the contract has been satisfied, either at a point in time or over time. Revenue is recognized over time if one of the following criteria is met: (a) the customer simultaneously receives and consumes the benefits as the Company perform its obligations; (b) the Company's performance creates or enhances an asset that the customer controls as the asset is created or enhanced; or (c) the Company's performance does not create an asset with an alternative use to the Company and the Company has an enforceable right to payment for performance completed to date. Otherwise, revenue is recognized at a point in time.

The Company's revenue from contracts with customers generally include broadband service contracts which are either offered separately or bundled with software licenses, contracts on sale and/or installation of software licenses and management service contracts.

Revenue from broadband service contracts offered separately and management service contracts are based on a fixed sales price and are recognized over time as the customer simultaneously receives and consumes the benefits provided by the Company.

Revenue from contracts on sale and/or installation of software licenses are recognized at the point in time when substantial control on the goods or service is transferred to the customer. The revenue from these contracts are based on a fixed sales price.

Revenue from broadband service contracts bundled with software licenses comprises two performance obligations, the promise to provide broadband service and transfer software licenses, which are distinct and separately identifiable. Accordingly, the Company allocates the transaction price based on the relative stand-alone selling prices of the broadband services and software license. The Company recognizes revenue from broadband services over time because the customer simultaneously receives and consumes the benefits provided by the Company. Revenue from the transfer of software licenses are recognized at a point in time, generally upon the delivery of the software licenses when the control of the goods is transferred to the customers.

Revenue is disaggregated and presented as “Service fees” and “Sale of goods” respectively, in the separate statements of income.

Service Fees. Fees are recognized when the related services have been rendered.

Sale of Goods. Sale of goods is recognized when the significant risks and rewards of ownership of the goods have passed to the buyer and the amount of revenue can be measured reliably. Revenue from sale of goods is measured at the fair value of the consideration received, excluding sales taxes, discounts, returns and rebates, if any.

The Company also assesses its revenue arrangements to determine if it is acting as a principal or as an agent. The Company has assessed that it acts as a principal in all of its revenue sources.

Revenue outside the scope of PFRS 15 is recognized as follows:

Interest Income. Income is recognized as the interest accrues taking into account the effective yield on the assets.

Other Income. Income from other sources is recognized when earned.

Cost and Expense Recognition

Costs and expenses are recognized in profit or loss when a decrease in future economic benefits related to a decrease in an asset or an increase in a liability, other than distributions to equity participants, has arisen that can be measured reliably.

Cost of Services. Cost of services are direct costs incurred in relation to broadband services and installation of software licenses. These are recognized as the services are rendered.

Cost of Sales. Cost of sales mainly pertains to purchases of software licenses. These are generally recognized when related goods are sold.

Operating Expenses. Operating expenses constitute costs of administering the business and costs incurred to sell and market the services. These are expensed as incurred.

Interest Expense. Interest expense arising from borrowed funds are recognized in profit or loss using the effective interest method.

Employee Benefits

Short-term Benefits. Short-term employee benefits are expensed as the related service is provided. A liability is recognized for the amount expected to be paid if the Company has a present legal or constructive obligation to pay this amount as a result of past service provided by the employees and the obligation can be estimated reliably.

Retirement Benefits. The Company has an unfunded, noncontributory defined benefit plan covering all qualified employees. The retirement liability is determined using the projected unit credit method which reflects services rendered by employees to the date of valuation and incorporates assumptions concerning employees' projected salaries.

The Company recognizes service costs, comprising of current service costs and interest costs in profit or loss.

Current service costs pertain to the increase in the present value of a defined benefit obligation resulting from employee service in the current period.

Interest on the retirement liability is the change during the period in the retirement liability that arises from the passage of time which is determined by applying the discount rate based on government bonds to the retirement liability. Interest is calculated by applying the discount rate to the retirement liability.

Remeasurements comprising actuarial gains and losses are recognized immediately in OCI in the period in which they arise. Remeasurements are not reclassified to profit or loss in subsequent periods.

The present value of the defined benefit liability is determined by discounting the estimated future cash outflows using interest rate on government bonds that have terms to maturity approximating the terms of the related retirement liability.

Actuarial valuations are made with sufficient regularity that the amounts recognized in the separate financial statements do not differ materially from the amounts that would be determined at the reporting date.

Leases

The Company assesses whether the contract is, or contains, a lease. To assess whether a contract conveys the right to control the use of an identified assets for a period of time, the Company assesses whether, throughout the period of use, it has both of the following:

- a) the right to obtain substantially all of the economic benefits from the use of the identified asset;
and
- b) the right to direct the use of the identified asset.

If the Company has the right to control the use of an identified asset for only a portion of the term of the contract, the contract contains a lease for that portion of the term. The Company also assesses whether a contract contains a lease for each potential separate lease component.

The Company as a Lessee. At the commencement date, the Company recognizes ROU assets and lease liabilities for all leases, except for leases with lease terms of 12 months or less (short-term leases) and leases for which the underlying asset is of low value, in which case the lease payments associated with those leases are recognized as an expense in profit or loss on a straight-line basis.

For leases with lease terms of 12 months or less but with an option to extend the lease, the management assesses whether there is reasonable certainty that the Company will extend the lease, by considering all relevant facts and circumstances that create an economic incentive for the lessee to extend or terminate the lease, to determine the appropriate lease term.

ROU Assets. At commencement date, the Company measures ROU assets at cost, which is comprised of the following:

- the amount of the initial measurement of lease liabilities;
- any lease payments made at or before the commencement date less any lease incentives received;
- any initial direct costs; and
- an estimation of costs to be incurred by the Company in dismantling and removing the underlying asset, when applicable.

After the commencement date, the ROU assets are carried at cost less any accumulated amortization and accumulated impairment losses, and adjusted for any remeasurement of the related lease liabilities. The ROU assets are amortized over the shorter of the lease terms or the useful lives of the underlying assets.

Lease Liabilities. At commencement date, the Company measures a lease liability at the present value of future lease payments using the interest rate implicit in the lease, if that rate can be readily determined. Otherwise, the Company uses its incremental borrowing rate.

Lease payments included in the measurement of a lease liability consist of the following:

- fixed payments, including in-substance fixed payments;
- variable lease payments that depend on an index or a rate, initially measured using the index or rate as at the commencement date;
- amounts expected to be payable by the lessee under residual value guarantees; and
- the exercise price under a purchase option that the Company is reasonably certain to exercise; lease payments in an optional renewal period if the Company is reasonably certain to exercise an extension option; and penalties for early termination of a lease unless the Company is reasonably certain not to terminate early.

A lease liability is subsequently measured at amortized cost. Interest on the lease liability and any variable lease payments not included in the measurement of lease liability are recognized in profit or loss unless these are capitalized as costs of another asset. Variable lease payments not included in the measurement of the lease liability are recognized in profit or loss when the event or condition that triggers those payments occurs.

If there is a change in the lease term or if there is a change in the assessment of an option to purchase the underlying asset, the lease liability is remeasured using a revised discount rate considering the revised lease payments on the basis of the revised lease term or reflecting the change in amounts payable under the purchase option. The lease liability is also remeasured using the revised lease payments if there is a change in the amounts expected to be payable under a residual value guarantee or a change in future lease payments resulting from a change in an index or a rate used to determine those payments.

Income Taxes

Current Tax. Current tax is the expected tax payable on the taxable income for the year, using tax rate enacted or substantively enacted at the reporting date.

Deferred Tax. Deferred tax is provided on all temporary differences at the reporting date between the tax bases of assets and liabilities and their carrying values for financial reporting purposes.

Deferred tax liabilities are recognized for all taxable temporary differences. Deferred tax assets are recognized for all deductible temporary differences to the extent that it is probable that future taxable profit will be available against which the deductible temporary differences can be utilized.

The carrying amount of deferred tax assets is reviewed at each reporting date and reduced to the extent that it is no longer probable that sufficient future taxable profit will be available to allow all or part of the deferred tax assets to be utilized. Unrecognized deferred tax assets are reassessed at each reporting date and are recognized to the extent that it has become probable that future taxable profit will allow the deferred tax assets to be recovered.

Deferred tax assets and liabilities are measured at the tax rate that are expected to apply to the period when the asset is realized or the liability is settled, based on tax rate and tax laws in effect at the reporting date.

Deferred tax is recognized in profit or loss except to the extent that it relates to items directly recognized in OCI.

Deferred tax assets and liabilities are offset, if a legally enforceable right exists to set off current tax assets against current tax liabilities and the deferred taxes relate to the same taxable entity and the same taxation authority.

Related Party Relationships and Transactions

A related party relationship exists when one party has the ability to control, directly, or indirectly through one or more intermediaries, or exercise significant influence over the other party in making financial and operating decisions. Such relationships also exist between and/or among entities which are under common control with the reporting entity, or between, and/or among the reporting entity and its key management personnel, directors or its stockholders. In considering each possible related party relationship, attention is directed to the substance of the relationship, and not merely to the legal form.

A related party transaction is a transfer of resources, services or obligation between a reporting entity and a related party.

Foreign Currency Transactions

Transactions in foreign currencies are recorded using the exchange rate prevailing at the date of the transaction. Monetary assets and liabilities denominated in foreign currencies are restated using the rate of exchange prevailing at the reporting date. Foreign exchange differences between rate at transaction date and the rate at settlement date or financial statement date are credited to or charged against current operations.

Provisions and Contingencies

Provisions are recognized when the Company has a present legal or constructive obligation as a result of a past event, it is more likely than not that an outflow of resources embodying economic benefits will be required to settle the obligation, and a reliable estimate can be made of the amount of the obligation.

Contingent liabilities are not recognized in the separate financial statements. These are disclosed in the notes to separate financial statements unless the possibility of an outflow of resources embodying economic benefits is remote. A contingent asset is not recognized in the separate financial statements but disclosed in the notes to separate financial statements when an inflow of economic benefits is probable.

Events After the Reporting Date

Post year-end events that provide additional information about the Company's separate financial position at the end of reporting year (adjusting events) are reflected in the separate financial statements. Post year-end events that are not adjusting events are disclosed in the notes to separate financial statements when material.

3. Significant Judgments, Accounting Estimates and Assumptions

The preparation of the Company's separate financial statements in accordance with PFRS requires management to exercise judgments, make accounting estimates and use assumptions that affect the application of accounting policies and the amounts of assets, liabilities, income and expenses reported in the separate financial statements at the reporting date. The judgments and accounting estimates and assumptions used in the separate financial statements are based upon management's evaluation of relevant facts and circumstances as of the date of the separate financial statements. While the Company believes that the assumptions are reasonable and appropriate, significant differences in the actual experience or significant changes in the assumptions may materially affect the estimated amounts. Actual results could differ from such estimates. Such estimates will be adjusted accordingly when the results become determinable.

Judgments, accounting estimates and assumptions are continually evaluated and are based on historical experiences and other factors, including expectations of future events that are believed to be reasonable under the circumstances.

Judgments

In the process of applying the Company's accounting policies, management has made the following judgments, apart from those involving estimations, which have the most significant effect on the amounts recognized in the separate financial statements:

Recognition of Revenue. The Company applied the following judgments that significantly affect the determination of the amount and timing of revenue from contracts with customers:

1. *Identification of Performance Obligations.* The Company identifies performance obligations by considering whether the promised goods or services in the contract are distinct goods or services. A good or service is distinct when the customer can benefit from the good or service on its own or together with other resources that are readily available to the customer and the Company's promise to transfer the good or service to the customer is separately identifiable from the other promises in the contract.

The Company provides broadband services that are either sold separately or bundled with software licenses. The sale of software licenses contains a promise to transfer goods which are part of the negotiated exchange between the Company and the customer.

The Company determined that both the sale of broadband services and software licenses are capable of being distinct. The fact that the Company regularly sells both broadband services and software licenses on a stand-alone basis indicates that the customer can benefit from both products on their own. The Company allocates a portion of the transaction price to the broadband services and the software licenses based on relative stand-alone selling prices.

2. *Timing of Revenue Recognition.* The Company recognizes revenue when it satisfies an identified performance obligation by transferring a promised good or service to a customer. A good or service is considered to be transferred when the customer obtains control. The Company determines, at contract inception, whether it will transfer control of a promised good or service over time. If the Company does not satisfy a performance obligation over time, the performance obligation is satisfied at a point in time.

The Company concluded that revenue from broadband services and management services are to be recognized over time, since the customers simultaneously receive and consume the benefits as the Company provides the services. Other revenue sources are recognized at a point in time.

3. *Identification of the Methods for Measuring Progress of Revenue Recognized Over Time.* The Company determines the appropriate method of measuring progress which is either through the use of input or output methods. Input method recognizes revenue on the basis of the efforts or inputs to the satisfaction of a performance obligation while output method recognizes revenue on the basis of direct measurements of the value to the customer of the goods or services transferred to date.

Revenue from broadband services is recognized through the use of input method wherein recognition is over time based on the customer subscription period since the customer simultaneously receives and consumes the benefits as the Company renders the services.

4. *Determination of Control over Subsidiaries.* The Company determines that it has control over its subsidiaries by considering, among others, its power over the investee, and the ability to use its power over the investee to affect its returns. The following factors are also considered:
 - The contractual arrangement with the other vote holders of the investee
 - Rights arising from other contractual agreements
 - The Company's voting rights and potential voting rights

5. *Determination of Significant Influence over the Investee.* The Company determines that it has significant influence when it has a holding of 20% to 50% of the voting power of the investee, unless it can be clearly demonstrated that this is not the case. Conversely, a holding of less than 20% of the voting power is presumed not to give rise to significant influence, unless it can be clearly demonstrated that there is in fact significant influence.

The Company has determined that it has significant influence over NOWTEL and Softweb Consulting, Inc. (Softweb) as at December 31, 2023 and 2022.

NOW TEL

On April 20, 2022, the Company assessed that it has significant influence over NOW TEL when it increased its equity ownership from 19% to 24.23%. Accordingly, the investment was reclassified from investment in equity securities at FVOCI to investment in an associate. Critical judgment was exercised to assess whether the Company demonstrates significant influence over NOW TEL, such as the representation of the Company in the BOD of NOW TEL, participation in the policy-making process, and existence of material transactions between the Company and NOW TEL. On this basis, the Company has assessed that it has significant influence over NOW TEL and classified the investments as investment in an associate as at December 31, 2022.

Softweb

The Company considers its 50% equity interest in Softweb as an investment in an associate. Critical judgment was exercised to assess the facts and circumstances indicating the elements of control or level of influence of the Company over Softweb, such as the representation on the BOD of Softweb wherein the Company has two (2) representatives out of the five (5) BOD members. On this basis, the Company has determined that it has significant influence, but neither control nor joint control, over the financial and operating policy decisions over Softweb.

Classification of Lease Commitments – the Company as a Lessee. The Company has entered into leases for office spaces, parking spaces and roof decks. The Company recognized lease liabilities on the Company's noncancellable leases, based on the present value of lease payments over the lease term using the Company's incremental borrowing rate, and ROU assets based on the amount of lease liabilities, adjusted by the amount of any prepaid or accrued rent.

The Company availed the exemption for short-term leases on its lease of parking spaces and certain office space and roof decks with terms of 12 months or less. Accordingly, lease payments on these short-term leases are recognized as expense on a straight-line basis over the lease term.

The carrying amounts of the Company's ROU asset and lease liability as at December 31 2023 and 2022 are disclosed in Note 14. Rent expense on short-term leases amounted to ₱4.5 million and ₱4.6 million in 2023 and 2022, respectively (see Note 14).

Classifying Financial Instruments. The Company exercises judgment in classifying a financial instrument, or its component parts, on initial recognition as either a financial asset, a financial liability or an equity instrument in accordance with the substance of the contractual arrangement and the definitions of a financial asset, a financial liability or an equity instrument. The substance of a financial instrument, rather than its legal form, governs its classification in the separate statements of financial position.

Management has assessed that the financial assets and liabilities of the Company are classified as financial instruments at amortized cost. The preferred stock of the Company amounting to ₱60.0 million as at December 31, 2023 and 2022 are classified as equity in the separate statements of financial position (see Note 11). The Company does not have any contractual obligation to deliver cash or another financial asset as a result of the issuance of its outstanding preferred stock.

Estimates and Assumptions

The key assumptions concerning the future and other key sources of estimation uncertainty at the financial reporting date, that have a significant risk of causing a material adjustment to the carrying amounts of assets and liabilities within the next reporting year are discussed below.

Assessment of the ECL on Financial Assets at Amortized Cost. The Company estimates ECL on trade receivables and contract assets applies simple approaching using a provision matrix that is based on days past due for groupings of various customer segments that have similar loss patterns. Depending on the diversity of its debtor's base, the Company uses its historical credit loss experience adjusted for forward-looking factors, as appropriate.

For other financial assets at amortized cost, the Company applies the general approach in measuring the ECL. The Company assessed that cash in banks are deposited with reputable counterparty banks that possess good credit ratings. For security deposits on lease contracts, the Company considered the financial capacity of the lessors to refund the deposits once the lease agreement has been terminated. For related party transactions, the Company considered the available liquid assets of the related parties, letter of support from the stockholders and the mitigation of credit exposure through legally enforceable rights.

The Company assesses that a financial asset is considered credit impaired when one or more events that have a detrimental effect on the estimated future cash flows of the asset have occurred, such as significant financial difficulty of the borrower.

The Company recognized provision for impairment loss on trade and other receivables amounting to nil and ₱2.3 million in 2023 and 2022, respectively (see Note 17).

The carrying amounts of financial assets at amortized cost are as follows:

	Note	2023	2022
Cash in banks	4	₱43,513,154	₱13,655,437
Trade and other receivables (excluding advances to officers and employees)	5	461,515,257	405,048,575
Contract assets	15	1,370,685	1,370,685
Due from related parties	12	334,350,217	241,700,508
Security deposits (recorded as part of "Other noncurrent assets")	6	1,406,996	1,391,368

Determination of the Fair Value of Financial Instruments. PFRS requires certain financial assets to be carried at fair value which requires extensive use of accounting estimates. While significant components of fair value measurement were determined using verifiable objective evidence, the amount of changes in fair value would differ if the Company utilized different valuation methodologies. Any changes in fair value of these financial assets would affect profit or loss or OCI.

The valuation technique, assumptions and key inputs used by the Company in determining the fair value of the investment in NOW TEL as at December 31, 2022 are disclosed in Note 7.

Determination of the NRV of Inventories. The Company estimates the allowance for inventory losses related to telecommunication tools and supplies whenever the NRV of these inventories becomes lower than cost due to damage, physical deterioration or obsolescence.

No write-down for inventory losses was recognized in 2023 and 2022. Carrying amount of inventories at cost as at December 31, 2023 and 2022 are disclosed in Note 6.

Estimation of the Useful Lives of Property and Equipment, ROU Assets and Computer Software. The useful lives of the Company's property and equipment, ROU assets and computer software are estimated based on the period over which the assets are expected to be available for use. The estimated useful lives are reviewed and updated if expectations differ from previous estimates.

There were no changes in the useful lives of the Company's property and equipment, ROU assets and computer software in 2023 and 2022.

Depreciation and amortization recognized in 2023 and 2022 are disclosed in Note 8. The carrying amounts of property and equipment, ROU assets and computer software as at December 31, 2023 and 2022 are disclosed in Notes 6, 8 and 14.

Assessment for the Impairment of Nonfinancial Assets. The Company assesses impairment on its nonfinancial assets whenever events or changes in circumstances indicate that the carrying amount of these assets may not be recoverable. The factors that the Company considers important which could trigger an impairment review include the following:

- significant underperformance relative to expected historical or projected future operating results;
- significant changes in the manner of use of the acquired assets or the strategy for overall business; and
- significant negative industry or economic trends.

Management has assessed that there are no indications of impairment on the nonfinancial assets in 2023 and 2022. The carrying amounts of the nonfinancial assets are as follows:

	Note	2023	2022
Investments in associates	7	₱2,192,223,043	₱2,196,069,138
Other current assets (excluding inventories)	6	28,454,349	22,253,866
Investment in subsidiaries	7	12,250,000	14,884,131
Property and equipment	8	11,306,043	15,364,965
ROU assets	14	9,182,281	8,760,782
Other noncurrent assets (excluding security deposits)	6	3,501,504	1,771,967

Estimation of the Retirement Liability. The determination of the liability and costs of retirement benefits is dependent on the assumptions used by the actuary in calculating such amounts. Actual results that differ from the Company's assumptions are accumulated and recorded in OCI. While the Company believes that the assumptions are reasonable and appropriate, significant differences in the actual experience or significant changes in the assumptions may materially affect the retirement liability.

Retirement expense amounted to ₱1.2 million in 2023 and 2022. The retirement liability amounted to ₱6.5 million and ₱5.3 million as at December 31, 2023 and 2022, respectively (see Note 13).

Assessment of the Realizability of Deferred Tax Assets. The carrying amount of deferred tax assets at each reporting date are reviewed and reduced to the extent that it is no longer probable that sufficient taxable profit will be available to allow all or part of the deferred tax assets to be utilized. The Company's assessment on the recognition of deferred tax assets on deductible temporary differences is based on the forecasted taxable income of the subsequent reporting periods. This forecast is based on the Company's past results and future expectations on revenue and expenses.

The Company did not recognize deferred tax assets amounting to ₱12.8 million and ₱11.8 million as at December 31, 2023 and 2022, respectively (see Note 18). The Company has assessed that it is not probable that sufficient taxable profit will be available to allow all or part of the deferred tax assets to be utilized.

4. Cash

This account consists of:

	2023	2022
Cash on hand	₱105,395	₱95,000
Cash in banks	43,513,154	13,655,437
	₱43,618,549	₱13,750,437

Cash in banks earn interest at prevailing bank deposit rates.

Details of interest income recognized in profit or loss are presented below:

	Note	2023	2022
Cash in banks		₱22,545	₱22,474
Due from related parties	12	7,092,276	7,092,276
		₱7,114,821	₱7,114,750

5. Trade and Other Receivables

This account consists of:

	Note	2023	2022
Trade:			
Related parties	12	₱422,462,882	₱361,691,404
Third parties		80,501,691	84,806,487
Advances to officers and employees		4,240,218	4,248,826
		507,204,791	450,746,717
Less allowance for impairment loss		41,449,316	41,449,316
		₱465,755,475	₱409,297,401

Trade receivables from third parties are unsecured, noninterest-bearing and are generally on 30 to 60 days term.

Advances to officers and employees pertain to cash advances for use in day-to-day operations and are liquidated within one month from the date of grant of cash advance.

Movements in allowance for impairment loss on trade receivables are as follows:

	Note	2023	2022
Balance at beginning of year		₱41,449,316	₱39,103,435
Provision	17	–	2,345,881
Balance at end of year		₱41,449,316	₱41,449,316

6. Other Assets

Other Current Assets

This account consists of:

	Note	2023	2022
Deferred input VAT		₱10,067,414	₱5,268,214
CWT		8,971,218	8,614,792
Inventories - at cost		7,185,806	5,793,036
Prepayments		7,083,508	7,000,175
Contract assets	15	1,370,685	1,370,685
		₱34,678,631	₱28,046,902

Inventories, pertaining to telecommunication tools and supplies, are measured at lower of cost and NRV. Cost of inventories charged to cost of sales and services amounted to ₱1.7 million and ₱4.2 million in 2023 and 2022, respectively.

Other Noncurrent Assets

This account consists of:

	Note	2023	2022
Computer software		₱1,118,210	₱1,696,757
Security deposits	14	1,406,996	1,391,368
Trademarks		75,210	75,210
		₱2,600,416	₱3,163,335

Movements in the computer software are as follows:

	Note	2023	2022
Cost			
Balance at beginning of year		₱8,384,441	₱8,017,672
Additions		1,729,537	366,769
Balance at end of year		10,113,978	8,384,441
Accumulated Amortization			
Balance at beginning of year		6,687,684	4,268,246
Amortization	8	2,308,084	2,419,438
Balance at end of year		8,995,768	6,687,684
Carrying Amount		₱1,118,210	₱1,696,757

7. Investments and Advances

The account consists of the following:

	2023	2022
Investments in and advances to associates:		
NOW TEL	₱2,192,223,043	₱2,196,069,138
Softweb	—	—
Investment in subsidiaries	12,250,000	14,884,131
	₱2,204,473,043	₱2,210,953,269

Investment in NOW TEL

The details of the Company's investment in NOW TEL are as follows:

	2023		2022	
	Number of Shares	Ownership Percentage	Number of Shares	Ownership Percentage
Beginning of year	3,656,580	24%	2,656,580	19.00%
Additions/Increase	—	—	1,000,000	5.23%
End of year	3,656,580	24%	3,656,580	24.23%

Movements in the Company's investment in NOW TEL in 2023 are as follows:

Deemed cost of investment	₱2,196,069,138	₱1,595,958,904
Application of advances for investment	—	600,000,000
	2,196,069,138	2,195,958,904
Share in net income (loss)	(3,846,095)	110,234
Carrying amount as at end of year	₱2,192,223,043	₱2,196,069,138

The summarized financial information of NOW TEL as at and for the years ended December 31, 2023 and 2022 is as follows:

	2023	2022
Total current assets	₱549,622,140	₱478,876,574
Total noncurrent assets	571,013,040	547,065,204
Total current liabilities	220,845,001	165,845,082
Total noncurrent liabilities	95,582,585	40,857,578
Revenue	57,580,830	70,173,017
Net income	(15,873,275)	682,420
Total comprehensive income (loss)	(15,873,275)	682,420

On February 22, 2018, NOW TEL secured an extension of its congressional franchise for a period of 25 years or until 2043 under Republic Act No. 10972. The franchise allows NOW TEL to operate mobile radio systems such as paging systems, cellular phone systems, personal communication network and any other similar systems in or outside the country. On January 3, 2006, the NTC granted NOW TEL a provisional authority (PA) to install, operate and maintain nationwide mobile telecommunications systems, offer services and to charge rates therefor. The PA was extended several times, up to but not beyond March 2019. On September 14, 2020, NOW TEL's provisional authority to operate a mobile telecommunications system was extended until September 2023. As of December 31, 2023, NOW TEL's application for the renewal of its provisional authority is still pending with NTC.

In 2020, the Company made cash advances to NOW TEL amounting to ₱469.5 million for future investment. Advances for investment in NOW TEL amounted to ₱600.0 million as at December 31, 2021.

On May 3, 2021, NOW TEL's BOD and stockholders approved to increase its authorized capital stock from 14,597,489 shares at ₱100 par value a share to 19,041,925 shares at ₱100 par value a share. The increase of 4,444,436 shares at 25% or 1,111,109 shares have been fully subscribed and fully paid for by the subscribing shareholders. Moreover, on June 24, 2021, the Company's stockholders approved to apply its advances for investments of ₱600.0 million against additional subscription of 1,000,000 shares of NOW TEL's increase at a conversion price of ₱600 a share. This increased the Company's ownership in NOW TEL from 2,656,580 shares to 3,656,580 shares or from 19% to 24.23%. The increase in NOW TEL's authorized capital stock was approved by the SEC on April 20, 2022

On June 6, 2019, the Company's stockholders approved to increase its equity share in NOW TEL up to 30% by way of a share swap transaction between the Parent Company and NOW TEL's stockholders and delegated the finalization of the share swap price and other terms to the Parent Company's BOD. As at April 26, 2023, the details and other terms of the share swap is not yet finalized.

Valuation using Discounted Cash Flow Method

The Company's investment in NOW TEL designated as FVOCI as at December 31, 2021 was valued using the discounted cash flow (DCF) method under the income approach of determining fair value and measured at Level 3 (significant unobservable inputs). In doing the DCF method, the fair value is determined by estimating future cash flows arising from the asset for a specified period and discounting them using the weighted average cost of capital (WACC).

The following are the key inputs used for the valuation of the investment in NOW TEL using DCF as at December 31, 2021:

- a. *Prospective Financial Information.* Management-prepared prospective financial information for NOW TEL's future cash flows from revenues, costs, capital expenditures and earnings for 25 years, or the term of NOW TEL's franchise approved in 2018. The prospective financial information include future cash flows arising from the mobile and fixed broadband services to be offered by NOW TEL.
- b. *Growth Rate Estimates.* The long-term growth rate of 1.87% in 2021 used to extrapolate the future cash flows from the investment in NOW TEL excludes expansions and possible acquisitions in the future. Management also recognizes the possibility of new entrants, which may have significant impact on existing growth rate assumptions. Management however, believes that new entrants will not have a significant adverse impact on the forecast included in the budget.
- c. *WACC.* The discount rate of 7.40% in 2021 reflects management's estimate of risks within the cash-generating units. This is the benchmark used by the management to assess operating performance. In determining appropriate discount rates, regard has been given to various market information, including but not limited to, ten-year treasury bond yield, bank lending rates and market risk premium.

Sensitivity analysis. An increase (a decrease) in the prospective financial information arising from future cash flows would result to a higher (lower) fair value of the investment. An increase (a decrease) in growth rate estimates would result to a higher (lower) fair value of the investment. An increase (a decrease) in WACC estimates would result to a lower (higher) in the fair value of the investment.

Movements in the cumulative unrealized gain on fair value of investment in equity instruments in 2021 are as follows:

Balance at beginning of year	₱292,091,026
Unrealized gain on fair value changes	14,589,528
Balance at end of year	₱306,680,554

Legal Contingencies of NOW TEL

NOW TEL is a party to certain lawsuits or claims which are still pending resolution as at April 26, 2023. NOW TEL's management believes that, based on information currently available and on the opinion of its legal counsel, the outcome of such lawsuits or claims will not have a material effect on the financial statements and on the prospective financial information or future cash flows of NOW TEL.

NOW TEL has a pending petition with the Supreme Court, contesting NTC's 2005 assessment of Supervision and Regulation Fees (SRF). The assessment included APIC arising from debt restructuring. As supported by existing rules and jurisprudence, the SRF should be computed based on capital stock subscribed or paid but not including APIC arising from debt restructuring. As at April 26, 2023, the petition is still pending decision by the Supreme Court.

Investment in and Advances to Softweb

The Company has an investment amounting to ₱6.0 million equivalent to 50% equity interest in Softweb. Softweb specializes in Lotus consulting and training services.

The Company's share in the losses of Softweb has already exceeded the cost of its investment. Accordingly, the carrying amount of the investment in Softweb as at December 31, 2022 and 2021 is nil. The unrecognized cumulative share in net loss amounted to ₱7.1 million as at December 31, 2023 and 2022. The Company does not have any legal or constructive obligation to make payments on behalf of Softweb.

The Company also has advances amounting to ₱5.0 million pertaining to a deposit for stock subscription. This amount was already fully provided with allowance for impairment loss as at December 31, 2023 and 2022 (see Note 12).

Investments in Subsidiaries

The Company has investments in the following subsidiaries:

	Percentage of Ownership		Carrying Amount	
	2023	2022	2023	2022
I-Resource	100	100	₱11,250,000	₱11,250,000
JSIT	100	100	2,634,131	2,634,131
Porteon	100	100	250,000	250,000
I-Professional	75	75	1,000,000	1,000,000
Softrigger	67	67	23,400,000	23,400,000
			38,534,131	38,534,131
Less allowance for impairment losses			26,284,131	23,650,000
			₱12,250,000	₱14,884,131

I-Resource

I-Resource was incorporated and registered with the Philippine SEC on May 25, 2011 primarily to provide consulting, technical advice and professional advisory services to persons, firms, association, corporations, partnerships and other entities.

On April 2, 2014, I-Resource amended its articles of incorporation and added a secondary purpose, to engage in contracting and subcontracting for resource management outsourcing and to provide management services in information technology.

On June 20, 2019, I-Resource renewed its registration with the Department of Labor and Employment, in compliance with Department Order No. 174. The certificate of registration is valid for two (2) years until June 19, 2021. This was subsequently renewed on June 3, 2021 for another two (2) years or until June 2, 2023.

JSIT

JSIT was incorporated and registered in Tokyo, Japan on March 17, 2011. The primary purpose of JSIT is to provide IT services.

Porteon

Porteon was incorporated and registered with the Philippine SEC on June 10, 2011 to primarily engage in the business of manufacturing, marketing and selling of vehicles of all types, including but not limited to electric vehicles.

The investment in Porteon has been fully-impaired as at December 31, 2022.

I-Professional

I-Professional was incorporated and registered with the Philippine SEC on August 15, 2012, primarily for the recruitment and placement of workers domestically for a fee.

On November 3, 2019, I-Professional renewed its registration with the Department of Labor and Employment. The certificate of registration is valid for three (3) years until November 1, 2025.

Softrigger

The Company entered into an agreement with Softrigger on September 1, 2010 whereby the Company shall subscribe to new shares of Softrigger, resulting to a 50% equity interest in Softrigger. On June 17, 2011, the Company exercised its right to convert its loan into common shares of Softrigger at the equivalent par value, thus, increasing its share from 50% to 67%.

Softrigger is engaged in web design, development and programming, design and implementation of IT solutions, and consulting services.

The investment in Softrigger has been fully-impaired as at December 31, 2022 and 2021.

8. Property and Equipment

Movements in this account are as follows:

	2023				
	Transportation Equipment	Office and IT Equipment	Furniture and Fixtures	Leasehold Improvement	Total
Cost					
Balance at beginning of year	₱36,223,942	₱34,337,965	₱1,719,496	₱3,325,710	₱75,607,113
Additions	–	1,582,515	–	–	1,582,515
Balance at end of year	36,223,942	35,920,480	1,719,496	3,325,710	77,189,628
Accumulated Depreciation and Amortization					
Balance at beginning of year	23,363,116	32,836,539	716,783	3,325,710	60,242,148
Depreciation and amortization	3,483,269	2,134,878	23,290	–	5,641,437
Balance at end of year	26,846,385	34,971,417	740,073	3,325,710	65,883,585
Carrying Amount	₱9,377,557	₱949,063	₱979,423	₱–	₱11,306,043

	2022				
	Transportation Equipment	Office and IT Equipment	Furniture and Fixtures	Leasehold Improvements	Total
Cost					
Balance at beginning of year	₱28,840,013	₱32,063,041	₱938,335	₱3,325,710	₱65,167,099
Additions	7,383,929	2,274,924	781,161	–	10,440,014
Balance at end of year	36,223,942	34,337,965	1,719,496	3,325,710	75,607,113
Accumulated Depreciation and Amortization					
Balance at beginning of year	20,385,323	31,068,775	693,492	3,325,710	55,473,300
Depreciation and amortization	2,977,793	1,767,764	23,291	–	4,768,848
Balance at end of year	23,363,116	32,836,539	716,783	3,325,710	60,242,148
Carrying Amount	₱12,860,826	₱1,501,426	₱1,002,713	₱–	₱15,364,965

Transportation equipment with an aggregate carrying amount of ₱9.1 million and ₱11.7 million as at December 31, 2023 and 2022, respectively, were held as collateral for the Parent Company's loans (see Note 10).

Cost of fully depreciated property and equipment that are still used in operations amounted to ₱46.6 million and ₱42.2 million as at December 31, 2023 and 2022, respectively.

Depreciation and amortization recognized as part of "Operating expenses" in the separate statements of income is presented below (see Note 17):

	Note	2023	2022
Property and equipment		₱5,641,437	₱4,768,848
ROU assets	14	4,466,995	3,225,480
Computer software	6	2,308,084	2,419,438
		₱12,416,516	₱10,413,766

9. Accounts Payable and Other Current Liabilities

This account consists of:

	Note	2023	2022
Trade:			
Related parties	12	₱40,521,837	₱27,400,816
Third parties		34,323,550	9,110,066
Accrued expenses:			
Interest	12	59,903,586	59,903,586
Others		41,846,143	41,158,214
Deferred output VAT		57,354,972	52,202,435
Statutory payables		5,360,145	1,826,201
		₱239,310,233	₱191,601,318

Trade payables to third parties include amounts due to suppliers of software licenses, materials and supplies and other services directly related to operations. These are unsecured, noninterest-bearing and are generally on a 30 to 60 days' term.

Other accrued expenses pertain to accruals for professional fees, outside services and other operating expenses. These are unsecured, noninterest-bearing and are normally settled within the next reporting year.

Statutory payables include withholding taxes payable and payables to various government agencies that are normally settled within the following month.

10. Short-term and Long-term Loans

Short-term Loans

This account consists of:

	2023	2022
Creditor:		
Land Bank of the Philippines (Land Bank)	₱50,000,000	₱50,000,000
Union Bank of the Philippines (UnionBank)	50,000,000	50,000,000
Third party	12,000,000	12,000,000
Stockholder	–	221,000,000
	₱112,000,000	₱333,000,000

Land Bank Loan

The Company availed of an short-term loan aggregating ₱50.0 million with Land Bank. The loans carry annual interest rates of 9.00% and 6.50% in 2022 and 2021 and have maturity dates ranging between three (3) months and six (6) months. The loan was fully paid on January 15, 2021.

In February 10, 2021, the Company secured another set of short-term loans totaling ₱50.0 million with interest rate of 6.50% per annum and six (6) months term. The loan was subsequently renewed and is maturing in July 2023.

The Company settled a portion of the loans amounting to ₱17.5 million and renewed the remaining ₱32.5 million for another six (6) months at and annual interest rate of 8.00%. The Company consequently secured another set of loans in 2023 aggregating ₱17.5 million with an annual interest rate of 8.00% and six (6) months term.

UnionBank Loan

The Company availed of an unsecured, short-term loan amounting to ₱50.0 million with UnionBank. The loan carries an annual interest rate of 4.50% and will mature on September 30, 2022. The loan was subsequently renewed for another year in 2022 and 2023 with the latest maturity date until March 22, 2024 with an annual interest rate of 8.13%.

Loans from a Third Party

In 2019, the Company availed of loans aggregating ₱14.0 million from a third party, mainly to fund its working capital requirements. The loans have a term of six (6) months and carry an interest rate of 8.00% per annum. The Company paid ₱2.0 million in 2020. In 2021, the maturities of the loans amounting to ₱2.0 million and ₱10.0 million were further extended up to August 2023 and September 2023, respectively. Subsequently, in 2023, the maturities of the loans were further extended up to February 2024 and March 2024, respectively.

Loan from a Stockholder

The BOD approved to convert its ₱221.0 million advances from VI to a 1 year interest-bearing loan renewable with interest based on prevailing market rates, effective May 24, 2022, instead of converting it into equity as previously approved on July 1, 2021 (see Note 12).

On April 29, 2023, the Company and VI entered into an agreement to extend the maturity date and set the interest period and monthly repayment period of the loan starting January 2, 2025 up to January 1, 2030 with interest based on prevailing market rate.

Interest expense charged to profit or loss amounted to ₱3.9 million and ₱6.0 million in 2023 and 2022, respectively. Interest payable amounted to ₱11.2 million and ₱6.0 million as at December 31, 2023 and 2022, respectively.

Long-term Loans

This account consists of:

	2023	2022
Creditor:		
Stockholder	₱209,201,144	₱—
Producers Savings Bank Corporation (PSBC)	81,474,290	28,329,589
Rizal Commercial Banking Corporation (RCBC)	8,546,099	11,050,039
	299,221,533	39,379,628
Current portion	20,528,660	22,718,334
Noncurrent portion	₱278,692,873	₱16,661,294

Loan from a Stockholder

The details of the impact of discounting of VI loans are as follows:

	2023
Principal	₱221,000,000
Effect of loan modification	22,970,377
Accretion of interest	(11,171,521)
Unamortized portion	11,798,856
Carrying amount	₱209,201,144

PSBC Loan

On October 31, 2018, the Company obtained a five-year ₱50.0 million loan agreement with PSBC which is to be settled in 36 monthly payments starting February 2021 until January 2024. The loan carries an interest rate of 8% per annum. This was fully settled in January 2024.

On June 16, 2022, the Company further obtained a six-year ₱10.0 million loan which is to be settled in 10 semi-annual payments starting January 2024 until maturing on June 2028. The loan carries an interest rate of 9% per annum.

On December 6, 2023, the Parent Company availed of additional five-year ₱75.0 million loan which is to be settle in 60 monthly payments starting January 2024 until maturity in December 2028. The loan carries an interest rate of 11% per annum.

RCBC Loan

In 2021, the Company availed of chattel mortgage loans aggregating ₱7.1 million from RCBC for purchases of transportation equipment, which serves as the properties mortgaged. The loans are to be settled in 60 equal monthly payments, have a term of five (5) years and bears interest rates ranging from 9.43% to 10.35% per annum.

In 2022, the Company further availed of chattel mortgage loans aggregating ₱6.6 million from the same bank. The loans are to be settled in 60 equal monthly payments, have a term of 5 years and bears interest rate of 9.44% per annum.

The transportation equipment were held as collateral for the Company's loans (see Note 8).

Interest Expense

Details of interest expense recognized in profit or loss are as follows:

	Note	2023	2022
Interest expense on:			
Short-term loans		₱9,069,500	₱13,261,564
Long-term loans		14,317,351	3,425,368
Lease liabilities	14	596,422	381,800
		₱23,983,273	₱17,068,732

11. Capital Stock and Additional Paid-in Capital

Preferred Stock

Movements in preferred stock are presented below:

	2023		2022	
	Number of Shares	Amount	Number of Shares	Amount
Authorized, Issued and Outstanding				
Balance at beginning and end of year	60,000,000	₱60,000,000	60,000,000	₱60,000,000

On November 8, 2016, the Company's stockholders approved the amendment in the AOI to reclassify 60,000,000 unissued common shares to redeemable, convertible, cumulative, non-participating and non-voting Peso-denominated preferred shares, with or without detachable warrants at ₱1.00 a share. This was approved by the SEC on January 10, 2017.

On May 21, 2018, the BOD approved and ratified the designation of the 5,000,000 redeemable, convertible, cumulative, non-participating and non-voting Peso-denominated preferred shares as the Preferred "A" shares. On the same date, the BOD approved the offering of the Preferred "A" shares, with an oversubscription option of additional 5,000,000 Preferred "A" shares, with 25,000,000 underlying common shares and an additional 25,000,000 common shares upon the exercise of the oversubscription option, which common shares shall be issued upon conversion of the Preferred "A" shares, with detachable warrants. This was approved by the Company's stockholders on June 1, 2018.

On June 22, 2018, the SEC issued the Certificate of Filing of Enabling Resolution which approved the designation and offering of the Preferred "A" shares.

On August 24, 2020, the Company's stockholders approved the subscription of VI to 60,000,000 redeemable, convertible, cumulative, non-participating and non-voting Peso-denominated preferred shares at a subscription price of ₱1.00 a share. No APIC was recognized on the issuance. The preferred shares issued to VI may be converted to common shares at 1:1 ratio at any time from the first anniversary after the issue date of the preferred shares until the 5th anniversary after the issue date. The preferred shares also have one (1) free detachable warrant for every preferred share which are exercisable after the 2nd anniversary common shares at a conversion price of ₱2.25 per common share.

Common Stock

Movements in common stock are presented below:

	2023		2022	
	Number of Shares	Amount	Number of Shares	Amount
Authorized - ₱0.70 par value				
Balance at beginning and end of year	2,060,000,000	₱1,442,000,000	2,060,000,000	₱1,442,000,000
Issued and outstanding				
Balance at beginning and end of year	1,806,726,314	₱1,264,708,420	1,806,726,314	₱1,264,708,420

Debt-to-Equity Conversion and Additional Issuances

On July 28, 2020, the Company's BOD approved the conversion of advances from VI amounting to ₱89.0 million into equity at a conversion price of ₱2.18 a share. This was approved by the Company's stockholders on June 24, 2021. As at reporting date, the conversion of advances is in the process of converting the said advances to equity for filing with the SEC (see Note 12).

On May 24 2022, the Board of Directors, in its special meeting, approved to reverse its approval on July 1, 2022 of the conversion of advances from VI amounting to ₱221.0 million into equity. The BOD likewise approved the conversion of said advances into an interest-bearing loan, effective May 24, 2022, with a term of one (1) year, renewable upon mutual agreement of the parties, with interest based on prevailing market rates. The approvals were made upon recommendations of management, based on proposals from and discussion with VI, given the current market conditions, and to give time to complete the implementation of the pending batches of conversions of advances to equity and cash subscription as previously agreed upon by the parties (see Note 12).

Increase in Authorized Capital Stock

On October 23, 2020, the Company's BOD approved to increase the Company's authorized capital stock from a total of ₱1,502.0 million (common stock and preferred stock) to ₱1,858.0 million. On June 24, 2021, the Company's stockholders unanimously ratified the approval of the BOD. As at reporting date, the application for the planned increase is yet to be filed with the SEC.

Below is the track record of issuance of the Company's securities:

Date of Approval	Nature	Number of shares		Issue/Offer Price
		Authorized	Issued/Subscribed	
July 30, 2003	Common stock	40,000,000	28,000,000	₱1.00
November 11, 2008	Common stock	1,320,000,000	1,289,278,350	₱1.00
December 17, 2015	Common stock	2,120,000,000	200,000,000	₱1.00
November 6, 2019	Common stock	2,060,000,000	155,294,118	₱0.70
March 16, 2020	Common stock	2,060,000,000	32,153,846	₱0.70
August 24, 2020	Common stock	2,060,000,000	102,000,000	₱0.70
August 24, 2020	Preferred stock	60,000,000	60,000,000	₱1.00

12. Related Party Transactions

The transactions and balances of the Company with its related parties are as follows:

	Nature of Transaction	Transactions during the Year		Outstanding Balances	
		2023	2022	2023	2022
Trade and other receivables					
Stockholders	Management fees	₱240,000	₱240,000	₱3,289,200	₱3,044,400
	Infrastructure build-up			389,245,806	
Entities under common control	services	65,000,000	80,000,000		324,245,806
	Management fees	9,000,000	9,000,000	29,927,876	34,401,198
				₱422,462,882	₱361,691,404
Due from related parties					
Stockholders	Advances	₱–	₱–	₱122,634,179	₱122,634,179
	Interest	7,092,276	7,092,276	35,461,374	28,369,098
Entities under common control	Advances	97,858,307	8,238,778	176,254,664	90,697,231
				₱334,350,217	₱241,700,508
Accounts payable and other current liabilities					
Stockholders	Interest on advances	₱–	₱–	₱59,903,586	₱59,903,586
Entities under common control	Advances	1,138,333	2,085,335	40,113,345	27,104,991
	Outside services	1,018,767	907,263	408,492	295,825
	VAS and other service agreements	51,308,298	62,865,057	–	–
				₱100,425,423	₱87,304,402
Due to related parties					
Stockholders	Advances	₱144,292,252	₱30,526,004	₱124,242,829	₱55,026,175
	Leases		–	2,896,778	2,896,778
				₱127,139,607	₱57,922,953

Trade and Other Receivables

- a. *Infrastructure Build-up Services.* The Company has service agreements with NOW TEL, NOW Cable and NewsNet wherein the Company will provide infrastructure build-up and technology design services, including project management, design, planning, and installation of major network hubs for a contract price of ₱5.0 million per network hub in order to facilitate the Company's provision of VAS to the public.

Service revenue recognized related to infrastructure build-up amounted to ₱65.0 million and ₱80.0 million in 2023 and 2022, respectively.

- b. *Technical Services.* Part of the service agreements discussed above is to provide technical consultancy services for a period of ten (10) years with a monthly fee of ₱50,000 each for NOW Cable and NewsNet. The parties mutually agreed to defer this arrangement since no technical services related to the project was provided to NOW Cable and NewsNet in 2023 and 2022.
- c. *Management Services.* The Company entered into a contract with the Asian Institute of Journalism and Communication (AIJC) to provide management services beginning January 1, 2018 to December 31, 2020 for a monthly fee. The contract was renewed for another five (5) years or until December 31, 2025. Service revenue amounted to ₱1.2 million in 2023 and 2022.

The Company also entered into a contract with NOW TEL to provide day-to-day management services beginning January 1, 2016 to January 1, 2022. Service revenue from this contract amounted to ₱7.8 million in 2023 and 2022.

The Company also charges VI management fees for performing accounting and administrative functions of VI. Management fees charged to VI amounted to ₱0.2 million in 2023 and 2022.

Due from Related Parties

- a. In 2018, the Company entered into a deed of sale with Joyce Link to sell certain advances to and receivables from other related parties to Joyce Link in exchange for a one-year promissory note amounting to ₱88.7 million with interest of 8% per annum. The promissory note is convertible to common stock at the option of the holder. No gain or loss was recognized on the transaction.

Interest income earned amounting to ₱7.1 million in 2023 and 2022 from the promissory note were recognized as part of the advances to Joyce Link (see Note 4).

- b. The Company has advances to Softweb amounting to ₱5.0 million which pertains to a deposit for stock subscription. This amount was already fully provided with allowance for impairment loss as at December 31, 2023 and 2022 (see Note 7).
- c. The Company has other advances to stockholders and related parties for working capital purposes. These are unsecured, noninterest-bearing and do not have definite repayment terms.

Accounts Payable and Other Current Liabilities

- a. *VAS and Other Service Agreements.* The VAS and other service agreements allow NOW TEL, NOW Cable and NewsNet to charge the Company for: (a) the actual usage of bandwidth under a cost-plus-margin arrangement, (b) the network services provided through a revenue-sharing arrangement, and (c) network connectivity fee for the Company's use of the site and communication equipment of NOW Cable and NewsNet in its operations.

Total cost of VAS and other service agreements that are presented under the "Cost of sales and services" account are as follows (see Note 16):

	2023	2022
Bandwidth costs	₱33,413,531	₱40,173,017
Cost of VAS and other service agreements	9,061,188	8,421,793
Network connectivity fees	8,833,579	14,270,247
	₱51,308,298	₱62,865,057

- b. On January 3, 2017, the Company renewed its service agreement with Knowledge Professionals Service Cooperative (KPSC) for a period of five (5) years beginning January 13, 2017 to January 2, 2022. The agreement was subsequently renewed for another 5 years or until January 2, 2027. Under the service agreement, KPSC shall provide consultancy and manpower services depending on the services specifically required by the Company.

Outside services incurred by the Company for the services provided by KPSC amounted to ₱1.0 million and ₱0.9 million in 2023 and 2022, respectively (see Notes 16 and 17).

Due to Related Parties

- a. The Company has interest-bearing advances due to VI for working capital and investment requirements. In 2015, VI waived the interest accruing on the remaining balance and subsequent advances to be received from VI.

Outstanding accrued interest amounting to ₱59.9 million as at December 31, 2023 and 2022 were recorded as part of "Accounts payable and other current liabilities" account in the separate statements of financial position (see Note 9).

- b. The Company has other advances from its related parties under common control for working capital purposes.

Short-term Loan

On May 24, 2022, the Board of Directors, in its special meeting, approved to reverse its approval on July 1, 2021 on the conversion into equity of the ₱221.00 million advances from VI. The Board likewise approved the conversion of said advances into an interest-bearing loan, effective May 24, 2022, with a term of one (1) year, renewable upon mutual agreement of the parties, with interest based on prevailing market rates (see Note 11).

Terms and Conditions of Transactions with Related Parties

Outstanding balances are unsecured, noninterest-bearing and are collectible/payable either on demand or settled in cash on a 30 to 60 days term, except for due from and to related parties which do not have definite repayment terms. There were no guarantees provided or received for any related party receivables.

No ECL was recognized on trade and other receivables with related parties in 2023 and 2022.

Compensation of Key Management Personnel

Compensation of key management personnel presented as part of "Salaries and employee benefits" line under "Operating expenses" account in the separate statements of income consists of short-term employee benefits amounting to ₱8.7 million and ₱8.5 million in 2023 and 2022, respectively.

There are no share-based payment, termination benefits and other long-term benefits provided to the key management personnel of the Company.

On July 3, 2020, the Company's BOD approved the planned stock grant to the eligible members of the key management personnel based on the number of years of service. This plan is yet to be approved by the Company's stockholders as of report date.

Approval Requirements and Limits on the Amount and Extent of Related Party Transactions

All individual material related party transactions (MRPT) and those involving directors and/or officers shall be approved by at least two-thirds (2/3) vote of the BOD, with at least a majority of the independent directors voting to approve the MRPT. In case that a majority of the independent directors' vote is not secured, the MRPT may be ratified by the vote of the stockholders representing at least two-thirds (2/3) of the outstanding capital stock.

Aggregate related party transactions within a 12-month period that meets or breaches the materiality threshold shall require the same BOD approval mentioned above.

13. Retirement Liability

The Company has an unfunded, non-contributory defined benefit plan covering substantially all of its qualified employees. The latest available actuarial report of the Company is as at December 31, 2020. Management has assessed that the recognized retirement liability would not significantly differ from the amount that would have been recognized had an actuarial valuation been obtained as at and for the years ended December 31, 2023 and 2022.

Retirement expense presented as part of "Salaries and employee benefits" under "Operating expenses" account in the separate statements of income are as follows:

	2023	2022
Current service cost	₱895,848	₱869,756
Interest cost	316,562	282,095
	₱1,212,410	₱1,151,851

Movements in the retirement liability are as follows:

	2023	2022
Balance at beginning of year	₱5,276,039	₱4,124,188
Current service cost	895,848	869,756
Interest cost	316,562	282,095
Balance at end of year	₱6,488,449	₱5,276,039

The cumulative remeasurement losses recognized in OCI amounted to ₱1.3 million as at December 31, 2023 and 2022.

The principal actuarial assumptions used to determine the DBO of the Company are as follows:

	2023	2022
Discount rate	6.00%	6.84%
Salary increase rate	3.00%	3.00%

The sensitivity analysis based on reasonably possible changes in the assumptions as at December 31, 2023 and 2022 are as follows:

	Change in assumption	Effects on retirement liability	
		2023	2022
Discount rate	+1%	(₱293,284)	(₱241,634)
	-1%	(210,315)	(82,757)
Salary increase rate	+1%	(51,840)	(31,655)
	-1%	(265,404)	(292,104)

Each sensitivity analysis on the significant actuarial assumptions was prepared by remeasuring the retirement liability at the reporting date after adjusting one of the current assumptions according to the applicable sensitivity increment or decrement (based on changes in the relevant assumption that were reasonably possible at the valuation date) while all other assumptions remained unchanged. The corresponding change in the retirement liability was expressed as a percentage change from the base retirement liability.

The table below shows the maturity analysis of the undiscounted benefit payments:

Less than five years	₱4,723,957
More than 5 years but less than 20 years	5,644,026
More than 20 years	2,094,517

The average duration of the defined benefit liability is 14 years and 15 years as at December 31, 2023 and 2022, respectively.

14. Lease Commitments

Long-term Leases

The Company leases office spaces and roof decks from various entities with terms ranging from two to five years. These are renewable upon mutual agreement of the parties and do not contain any purchase options.

The Company recognized ROU assets and lease liabilities for its lease agreements on office spaces and roof decks.

Movements in ROU assets as at December 31 are as follows:

	Note	2023	2022
Cost			
Balance at beginning of year		₱16,464,632	₱12,159,437
Additions		5,629,691	6,936,221
Termination		(3,371,029)	(2,631,026)
Balance at beginning of year		18,723,294	16,464,632
Accumulated Amortization			
Balance at beginning of year		7,703,850	7,109,396
Amortization	8	4,466,995	3,225,480
Termination		(2,629,832)	(2,631,026)
Balance at end of year		9,541,013	7,703,850
Carrying Amount		₱9,182,281	₱8,760,782

Movements in lease liabilities as at December 31 are as follows:

	Note	2023	2022
Balance at beginning of year		₱9,866,286	₱5,799,291
Additions		5,629,691	6,936,221
Rental payments		(4,474,350)	(3,251,026)
Interest	10	596,422	381,800
Termination		(795,959)	—
Balance at end of year		10,822,090	9,866,286
Current portion		5,633,680	3,373,404
Noncurrent portion		₱5,188,410	₱6,492,882

The incremental borrowing rate ranging from 3.05% to 7.94% was applied to the lease liabilities. ROU assets were measured at the amount of the lease liabilities, adjusted by the amount of prepaid and accrued rent at adoption date.

Short-term Lease

The Company leases parking spaces and certain office space and roof decks for a period of less than one year and is renewable at the option of the parties.

Rent expense arising from short-term leases amounted to ₱4.5 million and ₱4.6 million in 2023 and 2022, respectively (see Note 16 and 17). Security deposit amounted to ₱1.4 million as at December 31, 2023 and 2022 (see Note 6).

The amounts recognized in profit or loss are as follows:

	Note	2023	2022
Rent expense:			
Cost of sales and services	16	₱3,987,349	₱4,148,014
Operating expenses	17	518,531	420,837
Amortization of ROU assets	8	4,466,995	3,225,480
Interest expense on lease liabilities	10	596,422	381,800
		₱9,569,297	₱8,176,131

Maturity analysis of undiscounted contractual lease payments from December 31, 2023 is as follows:

On demand	₱1,148,000
Within one year	4,124,137
After one year but not more than five years	6,605,446
	₱11,877,583

15. Revenue

Disaggregation of the Company's revenue from contracts with customers is presented below:

	2023	
	Service fees	Sale of goods
Management services	₱74,240,000	₱—
Broadband services	93,285,695	—
Sale and/or installation of software licenses	17,313	4,270,436
	₱167,543,008	₱4,270,436

	2022		
	Service fees	Sale of goods	Total
Management services	₱89,240,000	₱—	₱89,240,000
Broadband services	87,742,114	—	87,742,114
Consultancy fee	3,799,089		3,799,089
Sale and/or installation of software licenses	—	7,083,150	7,083,150
	₱180,781,203	₱7,083,150	₱187,864,353

Management services are fees charged for services provided by the Company to its related parties (see Note 12).

Broadband services pertain to contracts with commercial and residential customers to provide broadband services based on a fixed monthly fee. Normal terms range from one (1) to two (2) years. These contracts are offered separately or bundled with sale and/or installation of software licenses.

Contract Assets

Contract assets arise from the Company's sale of broadband service contracts bundled with software licenses wherein the Company has established its right to consideration in exchange for software licenses already delivered to the customers before payments are due.

Contract assets amounted to ₱1.4 million as at December 31, 2023 and 2022. No ECL was recognized on the contract assets in 2023 and 2022.

Contract assets are reclassified to trade receivables upon completion of the specific performance obligation.

16. Cost of Sales and Services

This account consists of:

	Note	2023	2022
Cost of VAS and other service agreements	12	₱51,308,298	₱62,865,057
Salaries and employee benefits		15,189,652	15,317,435
Rent	14	3,987,349	4,148,014
Cost of software licenses		2,506,043	2,694,278
Installation costs		2,072,615	4,652,720
Transportation and travel		1,855,621	1,956,937
Building partner		798,257	1,085,798
Others		3,792,090	4,516,387
		₱81,509,925	₱97,236,626

17. Operating Expenses

This account consists of:

	Note	2023	2022
Salaries and employee benefits		₱22,486,466	₱22,894,007
Depreciation and amortization	8	12,416,516	10,413,766
Professional fees		9,457,611	7,670,211
Representation		6,322,126	5,929,376
Transportation and travel		4,993,532	3,556,676
Taxes and licenses		3,297,374	4,309,665
Impairment loss on investment in a subsidiary	7	2,634,131	250,000
Security services		2,453,472	2,074,093
Communication		1,982,852	1,394,942
Outside services	12	1,018,767	907,263
Advertising and promotion		615,824	761,351
Office supplies		538,527	804,156
Rent	14	518,531	420,837
Insurance		287,043	212,995
Repairs and maintenance		64,718	607,323
Utilities		55,181	40,475
Impairment loss on trade and other receivables	5	—	2,345,881
Others		3,207,879	3,173,348
		₱72,350,550	₱67,766,365

Others consist mainly of marketing and medical expenses.

18. Income Taxes

The provision for current income tax pertains to RCIT amounting to ₱7.4 million and ₱5.0 million in 2023 and 2022, respectively.

Under the Corporate Recovery and Tax Incentives for Enterprises Act (“CREATE” Act) domestic corporations will be subject to 25% or 20% RCIT depending on the amount of total assets or total amount of taxable income. In addition, MCIT shall be computed at 1% of gross income for a period of three (3) years. The changes in the income tax rates retrospectively became effective beginning July 1, 2020. Effective July 1, 2023, the MCIT rate reverted to 2%

Accordingly, the income tax rates used in preparing the separate financial statements as at and for the year ended December 31, 2023 and 2022 are 25% for RCIT and 1.5% MCIT, respectively.

The reconciliation of the provision for income tax computed at the statutory income tax rate to the provision for income taxes shown in the separate statements of income follows:

	2023	2022
Income tax at the statutory income tax rate	₱5,154,154	₱3,502,954
Change in unrecognized deferred tax assets	1,129,471	1,080,759
Tax effects of:		
Share in net loss on an associate	961,524	–
Nondeductible BIR penalties	126,176	307,759
Nondeductible expenses	–	92,564
Interest income already subjected to final tax	(5,636)	(5,619)
Unallowable interest expense	1,409	1,405
Effect of change in tax rate	–	–
	₱7,367,098	₱4,979,822

The Company has unrecognized deferred tax assets on the following temporary differences:

	2023	2022
Allowance for impairment losses:		
Trade and other receivables	₱10,362,329	₱10,362,329
Investment	721,033	–
Retirement liability	1,292,935	989,833
Advanced collections received from customers	249,181	249,181
Effect of PFRS 16	207,452	175,442
	₱12,832,930	₱11,776,785

The Company did not recognize the deferred tax assets on these temporary differences because management has assessed that there will be no sufficient future taxable profit against which the deferred tax assets can be utilized.

Details of deferred tax liabilities as at December 31, 2023 are as follows:

Unamortized debt issue cost	₱792,138
Unrealized gain on discounting of loans	2,949,714
	₱3,741,852

19. Financial Risk Management Objectives and Policies

General

The Company has risk management policies that systematically view the risks that could prevent the Company from achieving its objectives. These policies are intended to manage risks identified in such a way that opportunities to deliver the Company's objectives are achieved. The Company's risk management takes place in the context of day-to-day operations and normal business processes such as strategic planning and business planning. It is also established to identify and manage the Company's exposure to financial risks, to set appropriate transaction limits and controls, and to monitor and assess risks and compliance to internal control policies.

Management has identified each risk and is responsible for coordinating and continuously improving risk strategies, processes and measures in accordance with the established business objectives. The BOD has overall responsibility for the establishment and oversight of the Company's risk management framework. Risk management policies and structure are reviewed regularly to reflect changes in market conditions and the activities of the Company.

The Company's principal financial instruments comprise of cash, trade and other receivables (excluding advances to officers and employees), contract assets, due from related parties, security deposits (included as part of "Other noncurrent assets"), investment in equity securities, accounts payable and other current liabilities (excluding statutory payables), due to related parties, short-term loans, long-term loans, and lease liabilities.

The main risks arising from the Company's financial instruments are credit risk, liquidity risk and interest rate risk. The BOD reviews and approves policies for managing these risks. These are summarized below.

Credit Risk

Credit risk is the risk that the obligations of the Company will not be repaid on time and in full as contracted, resulting in a financial loss. It is inherent to the business as potential losses may arise due to the failure of its customers and counter parties to fulfill their obligations on maturity dates or due to adverse market conditions. Exposure to credit risk arises primarily from its financing activities.

Generally, the credit risk of the Company is attributable to financial assets at amortized cost. The Company maintains credit policies and continuously monitors defaults of customers and other counter parties, identified either individually or by group, and incorporate this information into its credit risk controls.

Managing credit risk has both qualitative and quantitative aspects. Credit officers must evaluate the credit quality of the counterparties and assign internal credit ratings upon this evaluation.

The Company defines credit exposure as all transactions where losses might occur due to the fact that counterparties may not fulfill their contractual payment obligations based on original contractual terms. The Company's exposure to credit risk arises from default of the counterparty, with a maximum exposure equal to the carrying amounts of these financial assets. Credit risk from cash is mitigated by transacting only with reputable banks duly approved by management.

The tables below summarize the analysis of the Company's financial assets as at December 31, 2023 and 2022:

	2023				
	Neither Past Due nor Impaired		Past due but	Impaired	Total
	High Grade	Standard Grade	not impaired		
Cash in banks	₱43,618,549	₱—	₱—	₱—	₱43,618,549
Trade and other receivables*	—	461,515,257	—	41,449,316	502,964,573
Due from related parties	334,350,217	—	—	—	334,350,217
Security deposits**	1,406,996	—	—	—	1,406,996
	₱379,375,762	₱461,515,257	₱—	₱41,449,316	₱882,340,335

*Excluding advances to officers and employees amounting to ₱4.2 million.

**Included under "Other noncurrent assets" account

	2022				
	Neither Past Due nor Impaired		Past due but not impaired	Impaired	Total
	High Grade	Standard Grade			
Cash in banks	₱13,750,437	₱—	₱—	₱—	₱13,750,437
Trade and other receivables*	—	405,391,046	—	41,449,316	446,840,362
Due from related parties	241,700,508	—	—	—	241,700,508
Security deposits**	1,391,368	—	—	—	1,391,368
	₱256,842,313	₱405,391,046	₱—	₱41,449,316	₱703,682,675

*Excluding advances to officers and employees amounting to ₱4.2 million.

**Included under "Other noncurrent assets" account

The Company evaluates credit quality on the basis of the credit strength of the security and/or counterparty/issuer. High grade financial assets are those whose collectability is assured based on past experience. Standard grade financial assets are considered moderately realizable, including some accounts which would require some reminder follow-ups to obtain settlement from the counterparty.

The Company considers its financial assets which are neither past due but not impaired as high grade.

Liquidity Risk

Liquidity risk is the risk that the Company will not be able to meet its financial obligations as they fall due. The Company's objectives to managing liquidity risk is to ensure, as far as possible, that it will always have sufficient liquidity to meet its liabilities when due, under both normal and stressed conditions, without incurring unacceptable losses or risking adverse effect to the Company's credit standing.

The Company seeks to manage its liquid funds through cash planning on a weekly basis. As part of its liquidity risk management, the Company regularly evaluates its projected and actual cash flows. It also continuously assesses conditions in the financial markets for opportunities to pursue fund raising activities.

The table below summarizes the maturity profile of the Company's financial liabilities as at December 31, 2023 and 2022 based on contractual undiscounted payments:

	2023				Total
	On demand	Less than 3 months	3 to 12 months	>1 to 5 years	
Accounts payable and other current liabilities*	₱59,903,586	₱116,691,530	₱—	₱—	₱176,595,116
Short-term and long-term loans**	—	135,298,681	44,104,757	231,818,095	411,221,533
Due to related parties	127,139,607	—	—	—	127,139,607
Lease liabilities	830,000	1,287,628	3,813,674	5,505,412	11,436,714
	₱187,873,193	₱253,277,839	₱47,918,431	₱237,323,507	₱726,392,970

*Excluding deferred output VAT and statutory payables aggregating ₱62.7 million.

**Including future interest payments.

	2022				Total
	On demand	Less than 3 months	3 to 12 months	>1 to 5 years	
Accounts payable and other current liabilities*	₱59,903,586	₱77,669,096	₱—	₱—	₱137,572,682
Short-term and long-term loans**	—	157,346,405	154,569,221	60,464,001	372,379,627
Due to related parties	57,922,953	—	—	—	57,922,953
Lease liabilities	668,000	634,023	3,170,114	6,365,446	10,837,583
	₱118,494,539	₱235,649,524	₱157,739,335	₱66,829,447	₱578,712,845

*Excluding deferred output VAT and statutory payables aggregating ₱54.0 million.

**Including future interest payments.

Interest Rate Risk

Interest rate risk is the risk that future cash flows from a financial instrument (cash flow interest rate risk) or its fair value (fair value interest rate risk) will fluctuate because of changes in market interest rates.

The Company's short-term and long-term loans from local banks subject to fixed interest rates and are exposed to fair value interest rate risk.

The Company regularly monitors interest rate movements and on the basis of current and projected economic and monetary data, decides on the best alternative to take. No sensitivity analysis is needed as future interest rate changes are not expected to significantly affect the Company's net income.

20. Fair Value of Financial Instruments

Comparison of the carrying amounts and fair values of the Company's financial instruments are as follows:

	2023		2022	
	Carrying Amount	Fair Value	Carrying Amount	Fair Value
Financial Assets				
Cash	₱43,618,549	₱43,618,549	₱13,750,437	₱13,750,437
Trade and other receivables*	461,515,257	461,515,257	405,391,046	405,391,046
Contract assets	1,370,685	1,370,685	1,370,685	1,370,685
Due from related parties	334,350,217	334,350,217	241,700,508	241,700,508
Investment in equity securities	—	—	—	—
Security deposits**	1,406,996	1,406,996	1,391,368	1,391,368
	₱842,261,704	₱842,261,704	₱663,604,044	₱663,604,044

*Excluding advances to officers and employees amounting to ₱4.2 million as at December 31, 2023 and 2022.

** Included under "Other noncurrent assets" account

Financial Liabilities

Accounts payable and other current liabilities*	₱176,595,116	₱176,595,116	₱136,680,264	₱136,680,264
Short-term loans	112,000,000	112,000,000	333,000,000	333,000,000
Long-term loans	299,221,533	299,221,533	39,379,628	39,379,628
Due to related parties	127,139,607	127,139,607	57,922,953	57,922,953
Lease liabilities	10,822,090	10,419,759	9,866,286	9,866,286
	₱725,778,346	₱725,376,015	₱576,849,131	₱576,849,131

*Excluding deferred output VAT and statutory payables aggregating ₱62.7 million and ₱54.0 million as at December 31, 2023 and 2022, respectively.

Cash, Trade and Other Receivables (Excluding Advances to Officers and Employees), Contract Assets, Security Deposits (Included Under "Other Noncurrent Assets" Account), Accounts Payable and Other Current Liabilities (Excluding Deferred Output VAT and Statutory Payables) and Short-term Loans. The carrying amounts of these financial instruments approximate their fair values due to the relatively short-term maturity of these financial instruments.

Due from and to Related Parties. The carrying amount of due from and to related parties approximate its fair value because these are collectible or payable on demand.

Investment in Equity Securities. As at December 31, 2021, the fair value of unquoted equity security was determined using discounted cash flow method based on market observable rates. Discount rate used is 7.40% and 4.70% (Level 3).

Long-term Loans. The fair values for the Company's long-term loans are estimated using the discounted cash flow method with the applicable rates ranging from 9.00% to 13.80% in 2023 and 9.00% to 9.44% in 2022 (Level 2).

Lease Liabilities. The fair values of the Company's lease liabilities are measured at the present value of the remaining lease payments, discounted using rates ranging from 4.25% to 7.94% in 2023 and 2022 (Level 2).

There were no transfers between levels in the fair value hierarchy as at December 31, 2023 and 2022.

21. Capital Management

The Company considers the equity presented in the separate statements of financial position as its core capital. The primary objective of the Company's capital management is to ensure that it maintains strong credit rating and stable capital ratios in order to support its business and maximize shareholders' value.

The Company manages its capital structure and makes adjustments to it, based on the changes in economic conditions. To maintain or adjust the capital structure, the Company may adjust the dividend payment to shareholders, return capital to shareholders or issue new shares. As at December 31, 2023 and 2022, the Company was able to meet its capital management objectives. No changes were made in the objectives, policies or processes in 2023 and 2022.

22. Notes to Separate Statements of Cash Flows

The reconciliation of the Company's liabilities arising from financing activities is presented below:

	Cash Flows			Non-cash Flows			December 31, 2023
	January 1, 2023	Availments/ Additions	Payments	Additions/ Termination	Interest Expense	Reclassification to Deposit for Stock Subscription	
Due to related parties	₱57,922,953	₱69,216,654	₱—	₱—	₱—	₱—	₱127,139,607
Short-term and long-term loans	372,379,628	71,689,741	(56,234,687)	—	23,386,851	—	411,221,533
Lease liabilities	9,866,286	—	(4,474,350)	4,833,732	596,422	—	10,822,090
	₱440,168,867	₱140,906,395	₱(60,709,037)	₱4,833,732	₱23,983,273	₱—	₱549,183,230

	Cash Flows			Non-cash Flows			December 31, 2022
	January 1, 2022	Availments/ Additions	Payments	Additions	Interest Expense	Reclassification to Deposit for Stock Subscription	
Due to related parties	₱8,680,445	₱49,242,508	₱—	₱—	₱—	₱—	₱57,922,953
Short-term and long-term loans	153,649,705	26,053,700	(45,010,709)	—	16,686,932	221,000,000	372,379,628
Lease liabilities	5,799,291	—	(3,251,026)	6,936,221	381,800	—	9,866,286
	₱168,129,441	₱75,296,208	(₱48,261,735)	₱6,936,221	₱17,068,732	₱221,000,000	₱440,168,867

**STATEMENT OF MANAGEMENT'S RESPONSIBILITY FOR
SEPARATE FINANCIAL STATEMENTS**


The Management of **NOW Corporation** (the Company) is responsible for the preparation and fair presentation of the separate financial statements, including the schedules attached therein, for the years ended **December 31, 2023 and 2022** in accordance with the prescribed financial reporting framework indicated therein, and for such internal control as management determines is necessary to enable the preparation of separate financial statements that are free from material misstatement, whether due to fraud or error.

In preparing the separate financial statements, management is responsible for assessing the Company's ability to continue as a going concern, disclosing, as applicable matters related to going concern and using the going concern basis of accounting unless management either intends to liquidate the Company or to cease operations, or has no realistic alternative but to do so.


The Board of Directors is responsible in overseeing the Company's financial reporting process.

The Board of Directors reviews and approves the separate financial statements including the schedules attached therein, and submits the same to the stockholders.

Reyes Tacandong & Co., the independent auditors appointed by the stockholders for years December 31, 2023 and 2022, have audited the separate financial statements of the Company in accordance with Philippine Standards on Auditing, and in their reports to the stockholders, have expressed their opinion on the fairness of presentation upon completion of such audit.

Signature: 
FRANCIS XAVIER L. MANG LAPUS
Vice Chairman

Signature: 
HENRY ANDREWS P. ABES
President and CEO

Signature: 
JOZOLLY O. RAMOS
Chief Finance Officer

SUBSCRIBED AND SWORN TO
BEFORE ME THIS _____
AFFIANT EXHIBITING TO ME
WITH VALID I.D. NO. **30 APR 2024**

ATTY. MA. PERLITA P. CABRERA
Notarial Commission until DEC. 31, 2025
Adm. Matter No. 012 (2024-2025)
PTR. No.: 5428230; 01/02/2024 - QC
IBP. No.: 386454; 01/02/2024 - QC
Attorney's Roll No. 44573
MCLE Compliance No. VIII-0002597
Valid until 14 APR 2025

Signed this 25th day of April 2024

DOC. NO. ST
PAGE NO. 18
BOOK NO. XX
SERIES OF 2024

SECRETARY'S CERTIFICATE

I, **ANGELINE L. MACASAET**, Filipino, of legal age, with office address at Unit 5-I, 5th Floor OPL Building, 100 C. Palanca Street, Legaspi Village, Makati City, after having been duly sworn in accordance with law, do hereby state that:

1. I am the incumbent Corporate Secretary of NOW Corporation, a corporation duly organized and existing under and by virtue of the laws of the Philippines with principal address at Unit 5-I, 5th Floor OPL Building, 100 C. Palanca Street, Legaspi Village, Makati City (the "Corporation");

2. I am also the Secretary of the Executive Committee, the body authorized by the Board of Directors of the Corporation to handle the normal and customary operations of the Corporation;

3. I hereby certify that at the 29 April 2024 meeting of the Executive Committee (ExeCom) conducted online via Zoom application, in which meeting a quorum was present, the following resolutions were unanimously adopted:


"WHEREAS, At the Regular Meeting of the Board of Directors of the Corporation held on 20 February 2024, the Board approved the delegation to the Chairman, or in his absence the Vice-Chairman, to the President and to the Chief Finance Officer, the authority to approve the 2023 audited financial statements of the Corporation;

RESOLVED, as it is hereby resolved, that the Chairman of the Board or in his absence the Vice Chairman, the President and the Chief Finance Officer be authorized to sign the Statement of Management Responsibility in connection with the Company's Audited Consolidated Financial Statements and the Audited Parent Company Financial Statements for the periods ending 31 December 2023, as audited by its external auditor Reyes Tacandong & Co."

4. I further certify that the foregoing resolutions have not been revoked, superseded, amended, and that these continue to be in force and effect as of this date.


5. This Certification is issued for whatever legal purpose it may serve.

IN WITNESS WHEREOF, I have hereunto set my hand this 30th day of April 2024 in Makati City, Philippines.


ANGELINE L. MACASAET
Corporate Secretary

SUBSCRIBED AND SWORN TO before me this 30th day of April 2024, affiant personally appeared and exhibited to me her Driver's License with License No. H06-93-002166 issued by the Land Transportation Office valid until 15 November 2031, which serves as competent evidence of identity under the 2004 Rules on Notarial Practice.

Doc. No.: 422;
Page No.: 84;
Book No.: 382;
Series of 2024.


ATTY. RAYMOND A. RAMOS
COMMISSION NO. M-77
NOTARY PUBLIC FOR MAKATI CITY
UNTIL DECEMBER 31, 2024
2364 ANGONO STREET
BARANGAY POBLACION 1210, MAKATI CITY
SC Roli No. 62179/04-26-2013
IBP NO 374759/12-26-2023 / Pasig City
PTR NO MKT 10374525/01-02-2024/Makati City
MCLE Compliance No. VII-0020180/04-14-2023

ANNEX C: SUSTAINABILITY REPORT

This Sustainability Report generally follows the guidelines set forth by the Sustainability Guidelines for Publicly-Listed Companies embodied in Securities and Exchange Commission Memorandum Circular No. 4 Series of 2019.

General Disclosures

Organizational Profile

NOW Corporation is an IT company primarily engaged in the business of providing telecommunications, media and information technology (TMT) products and services under its three key operating business segments, namely: (i) Software Licenses and Services; (ii) IT Manpower and Resource Augmentation; and (iii) Broadband and Wireless Cable TV Services. The Company's diverse products and services portfolio include software application development and maintenance, collaboration software solutions, web integration, web and mobile applications development, technical and maintenance services, IT manpower and resource augmentation, project implementation and management, managed services outsourcing, and fixed wireless broadband services, among others. The Company also offers value-added services through partnerships with companies licensed to provide wired and wireless, fixed and mobile communications and cable TV services. The Company has affiliates and subsidiaries but this report will solely focus on the operations of NOW.

The Company's principal address is located at:

Unit 5-I, 5th Floor OPL Building
100 C. Palanca corner Dela Rosa and Gil Streets
Legaspi Village Makati City, Philippines

Ownership and Legal Form

Originally incorporated on June 5, 1996 as MF Schroder & Co. Inc., the Company was initially engaged in the purchase and sale of securities. In 1998, the Company was renamed to MFS Markets, Inc. and thereafter to Cashrounds Inc. in 2002. The primary purpose of the Company then was to engage in the business of securities brokerage relating to the sale, transfer or exchange of every description of shares of stock and bonds, and to execute such transactions with the use of information technology. After a series of restructuring, which included venturing into diversified businesses by transitioning to telecommunications, media and information technology sector, the Company later on changed its corporate name to ICTV, as approved by the SEC on September 19, 2006. Afterwards, the Company added professional and manpower services in its portfolio through a subsequent amendment of its secondary purpose which the SEC approved on August 25, 2011. On August 16, 2013, the SEC approved the Company's change of name to its current corporate name, NOW Corporation. The Company has since grown into a telecommunications, media and information technology company, with an extensive portfolio of products and services.

Markets Served

NOW primarily serves the domestic market in the following industries: hospitality, banking, education, media and broadcasting, e-sports and gaming, business process outsourcing, manufacturing and real estate as well as various government entities.

Scale of the organization:

2

Direct economic value generated (revenue)	171,813,444
Direct economic value distributed:	
a. Operating costs	81,509,925
b. Employee wages and benefits	22,486,466
c. Payments to suppliers, other operating costs	37,447,568
d. Dividends given to stockholders and/or Interest payments to loan providers	23,983,273
e. Taxes given to government	7,367,098

Information on employees and other workers:

Number of Employees	
<u>Male</u>	<u>Female</u>
<u>47</u>	<u>31</u>

Supply chain:

NOW sources its electric power, electronic equipment, and internet bandwidth from various suppliers located in the Philippines, Japan, United Kingdom and China, all of which employ automated and mechanized processes and are not labor-intensive.

Significant changes to the organization and its supply chain:

There are no significant changes to the organization's size, structure, ownership and supply chain including the location of its operations, capital structure, location of and relationship with suppliers.

Membership in associations:

- Makati Business Club
- American Chamber of Commerce of the Philippines
- British Chamber of Commerce of the Philippines
- Philippine Information Communications Technology Organization

Strategy

NOW management believes that the company must operate in a manner that enables it to grow its present business without compromising the ability of the Company now and in the future to meet its own needs. By way of Sustainability Reporting, the Company can assess and manage its economic, environmental and social impacts which will benefit stakeholders having faith and confidence in the organization's ability to create value over time including employees, customers, suppliers, regulators, business partners and investors.

Risk Management

The Board has formulated a risk management process focused on the need to properly identify, evaluate, treat and monitor risks that may potentially affect the achievement of business objectives. Established policies, both local and national, are being considered to reduce energy related

Metrics and Targets

As provider of access to broadband internet, the Company relies on base stations, switches and data centers to provide service to its customers which comprise a substantial part of the Company's total greenhouse gas emissions. Network operations have become a primary focus of carbon reduction efforts and the adoption of technology innovations.

2. Ethics and Integrity

The Company endeavors to create an organizational culture that is guided by values centered on Integrity, Customer Focus, Innovation, Teamwork, Excellence and Social Responsibility.

NOW is committed to develop and maintain highly trained employees. As an "equal opportunity employer" NOW adheres to the policy and practice of providing equal opportunities for employment, development and advancement for those qualified, and offering job vacancies and opportunities to qualified existing personnel, without regard to sex, age and creed. Bound by the fundamental principles of decency and propriety, NOW employees should refrain from any behavior and relationships which border on or might be considered obscene, indecent or immoral. As much as possible, let a good, wholesome and clean atmosphere pervade the workplace.

Customers

NOW shall at all time, seek to attain customer satisfaction and loyalty by delivering only quality products and services, stressing value and safety to the user while affirming the company's reliability. To enhance and maintain customer confidence, an NOW employee is expected to attend to customers in an ethical manner and with utmost competence, knowing that the customers are the reason for the company's existence.

Shareholders

Being the very source of NOW's lifeblood, shareholders deserve no less than fair and full disclosure of information on the Company's worth and status.

Competitors

NOW abides by the basic rules of free competition and fair play in promoting and marketing its products and services and avoids resorting to negative publicity and similar unfair practices aimed at securing undue advantage over its competitors.

Government

Having in mind the nobility of the government and the integrity of its officials and employees, NOW shall not resort to offering or giving questionable payments, expensive gifts, bribes or other similar payments and gifts to public officials and personnel, with or without anticipation of favor, privilege or facilitation. It shall faithfully comply with pertinent and existing statutes, ordinances and regulations. NOW shall comply with applicable laws pertaining to donations for political purposes.

Community

Being a responsible corporate citizen, NOW undertakes to share in the concerns of the communities where it operates. In conducting its business, it shall observe safe and environment-

friendly practices. NOW shall comply with all applicable environmental and ecological statutes, ordinances and regulations.

4

Suppliers/Contractors

NOW will only do business with suppliers or contractors who deliver quality materials and services, who safeguard the rights and welfare of its workers by providing wages and benefits that comply with government laws and regulations, and who do not engage in forced labor and the hiring of minors. NOW will only do business with suppliers/contractors who commit to contribute and abide with the company's programs on security, health, safety, environment and social responsibility. NOW will place an order for production, maintenance, or other services to a contractor with a written document that specifies all purchase conditions, and not engage in unfair treatment of contractors, including unjustified delay in payment, unjustified return, or unjustified discount to the agreed price. NOW shall not give/receive any gift or entertainment to/from a customer or business partner that is outside accepted social norms.

Governance

The Company adopts a system of stewardship and control to guide organizations in fulfilling their long-term economic, moral, legal and social obligations towards their stakeholders; a system of direction, feedback and control using regulations, performance standards and ethical guidelines to hold the Board and senior management accountable for ensuring ethical behavior – reconciling long-term customer satisfaction with shareholder value – to the benefit of all stakeholders and society.

Board of Directors

The Board of Directors is the governing body elected by the stockholders that exercises the corporate powers of the Corporation, conducts all its business and controls its properties. High standard of best practice for the company is primordial therefore the Board conducts itself with utmost honesty and integrity in the discharge of its duties and responsibilities.

Board Committees

The following committees are constituted, each directly reporting to the Board, with specific board functions to aid in the performance of its duties and responsibilities.

Audit and Risk Management Committee

The Board has established an Audit and Risk Management Committee to enhance its oversight capability over the company's financial reporting, internal control system, internal and external audit processes, and compliance with applicable laws and regulations. The committee shall consist of at least three (3) appropriately qualified non-executive directors, the majority of whom, including the Chairman, shall be independent. All of the members of the committee have relevant background, knowledge, skills, and/or experience in the areas of accounting, auditing and finance. The Chairman of the Audit and Risk Management Committee is the Chairman of the Board or of any other committees. The committee shall have the following functions:

- a) Recommend the approval of the Internal Audit Charter (IA Charter), which formally defines the role of Internal Audit and the audit plan as well as oversee the implementation of the IA Charter;
- b) Through the Internal Audit (IA) Department, monitor and evaluate the adequacy and effectiveness of the Corporation's internal control system, integrity of financial reporting, and security of physical and information assets. Well-designed internal control procedures and processes that will provide a system of checks and balances shall

be in place in order to (a) prevent occurrence of fraud and other irregularities, (c) protect the accuracy and reliability of the Corporation's financial data, and (d) ensure compliance with applicable laws and regulations;

c) Oversee the Internal Audit Department, and recommend the appointment and/or grounds for approval of an internal audit head or Chief Audit Executive (CAE). The Audit Committee shall also approve the terms and conditions for outsourcing internal audit services;

d) Establish and identify the reporting line of the Internal Auditor to enable him to properly fulfill his duties and responsibilities. For this purpose, he should directly report to the Audit and Risk Management Committee;

e) Review and monitor Management's responsiveness to the Internal Auditor's findings and recommendations;

f) Prior to the commencement of the audit, discuss with the External Auditor the nature, scope and expenses of the audit, and ensures the proper coordination if more than one audit firm is involved in the activity to secure proper coverage and minimize duplication of efforts;

g) Evaluate and determine the non-audit work, if any, of the External Auditor, and periodically review the non-audit fees paid to the External Auditor in relation to the total fees paid to him and to the Corporation's overall consultancy expenses. The Committee shall disallow any non-audit work that will conflict with his duties as an External Auditor or may pose a threat to his independence. The non-audit work, if allowed, shall be disclosed in the Corporation's Annual Report and Integrated Annual Corporate Governance Report;

h) Review and approve the Interim and Annual Financial Statements before their submission to the Board, with particular focus on the following matters:

- h.1.) Any change/s in accounting policies and practices;
- h.2.) Areas where a significant amount of judgment has been exercised
- h.3.) Significant adjustments resulting from the audit
- h.4.) Going concern assumptions
- h.5.) Compliance with accounting standards
- h.6.) Compliance with tax, legal and regulatory requirements

i.) Review the disposition of the recommendations in the External Auditor's management letter;

j) Perform oversight functions over the corporation's Internal and External Auditors to ensure the independence of Internal and External Auditors, and that both auditors are given unrestricted access to all records, properties and personnel to enable them to perform their respective audit functions;

k) Recommend to the Board the appointment, reappointment, removal and fees of the External Auditor, duly accredited by the SEC, who undertakes an independent audit of the Corporation, and provide an objective assurance on the manner by which the financial statements should be prepared and presented to the stockholders; and

l) Assist the Board in the performance of its oversight responsibility for the financial reporting process, system of internal control, audit process, and monitoring of compliance with applicable laws, rules and regulations;

m) Provide oversight over Management's activities in managing credit, market, liquidity, operational, legal and other risks of the Corporation;

- n) Review the annual internal audit plan to ensure its conformity with the objectives of the Corporation;
- o) Monitor and evaluate the adequacy and effectiveness of the Corporation's internal control system, including financial reporting control and information technology security;
- p) Review the reports submitted by the internal and external auditors;
- q) Coordinates, monitors and facilitates compliance with laws, rules and regulations;
- r) Establish and identify the reporting line of the Internal Auditor to enable him to properly fulfill his duties and responsibilities. He shall functionally report directly to the Audit and Risk Management Committee.

Should the company become a subsidiary of a foreign corporation covered by the Revised Code of Corporate Governance, the internal auditor shall be independent of the Philippine operations and shall report to the regional corporate headquarters.

Corporate Governance Committee

The Board has established a Corporate Governance Committee that is tasked to assist the Board in the performance of its corporate governance responsibilities, including the functions that were formerly assigned to a Nomination and Remuneration Committee. It is composed of at least three (3) members, all of whom should be independent directors, including the Chairman.

The Corporate Governance Committee (CG Committee) is tasked with ensuring compliance with and proper observance of corporate governance principles and practices. It has the following duties and functions, among others:

- a. Oversee the implementation of the corporate governance framework and periodically review the said framework to ensure that it remains appropriate in light of material changes to the corporation's size, complexity and business strategy, as well as its business and regulatory environments;
- b. Oversee the periodic performance evaluation of the Board and its committees as well as executive management, and conduct an annual self-evaluation of its performance;
- c. Ensure that the results of the Board evaluation are shared, discussed, and that concrete action plans are developed and implemented to address the identified areas for improvement;
- d. Recommend continuing education/training programs by directors, assignment of tasks/projects to Board committees, succession plan for the Board members and senior officers, and remuneration packages for corporate and individual performance;
- e. Adopt corporate governance policies and ensure that these are reviewed and updated regularly, and consistently implemented in form and substance;
- f. Propose and plan relevant trainings for the members of the Board;
- g. Determine the nomination and election process for the company's directors and have the special duty of defining the general profile of Board members that the company may need and ensure appropriate knowledge, competencies and expertise that complement the existing skills of the Board; and

- h. Establish a formal and transparent procedure to develop a policy for determining the remuneration of directors and officers that is consistent with the Corporation's⁷ culture and strategy as well as the business environment in which it operates.

Board Risk Oversight Committee

Subject to the Company's size, risk profile and complexity of operations, the Board shall establish a separate Board Risk Oversight Committee (BROC) that should be responsible for the oversight of a company's Enterprise Risk Management system to ensure its functionality and effectiveness. The BROC should be composed of at least three (3) members, the majority of whom should be independent directors, including the Chairman. The Chairman should not be the Chairman of the Board or of any other committee. At least one member of the committee must have relevant thorough knowledge and experience on risk and risk management.

The BROC has the following duties and responsibilities, among others:

- a. Develop a formal enterprise risk management plan which contains the following elements: (a) common language or register of risks, (b) well-defined risk management goals, objectives and oversight, (c) uniform processes assessing risks and developing strategies to manage prioritized risks, (d) designing and implementing risk management strategies, and (e) continuing assessments to improve risk strategies, processes and measures;
- b. Oversee the implementation of the enterprise risk management plan through a Management Risk Oversight Committee. The BROC conducts regular discussions on the company's prioritized and residual risk exposures based on regular risk management reports and assesses how the concerned units or offices are addressing and managing these risks;
- c. Evaluate the risk management plan to ensure its continued relevance, comprehensiveness and effectiveness. The BROC revisits defined risk management strategies, looks for emerging or changing material exposures, and stays abreast of significant developments that seriously impact the likelihood of harm or loss;
- d. Advise the Board on its risk appetite levels and risk tolerance limits;
- e. Review at least annually the company's risk appetite levels and risk tolerance limits based on changes and developments in the business, the regulatory framework, the external economic and business environment, and when major events occur that are considered to have major impacts on the company;
- f. Assess the probability of each identified risk becoming a reality and estimate its possible significant financial impact and likelihood of occurrence. Priority areas of concern are those risks that are the most likely to occur and to impact the performance and stability of the corporation and its stakeholders;
- g. Provide oversight over Management's activities in managing credit, market, liquidity, operational, legal and other risk exposures of the Corporation. This function includes regularly receiving information on risk exposures and risk management activities from Management; and
- h. Report to the Board on a regular basis, or as deemed necessary, the company's material risk exposures, the actions taken to reduce the risks, and recommends further action or plans, as necessary.

Related Party Transaction Committee

The Board has established a Related Party Transaction (RPT) Committee, which is tasked with reviewing all material related party transactions of the company and is composed of at least three (3) non-executive directors, two of whom should be independent, including the Chairman.

The following are the functions of the RPT Committee, among others:

- a. Evaluate on an ongoing basis existing relations between and among businesses and counterparties to ensure that all related parties are continuously identified, RPTs are monitored, and subsequent changes in relationships with counterparties (from non-related to related and vice versa) are captured. Related parties, RPTs and changes in relationships should be reflected in the relevant reports to the Board and regulators/supervisors;
- b. Evaluate all material RPTs to ensure that these are not undertaken on more favorable economic terms (e.g., price, commissions, interest rates, fees, tenor, collateral requirement) to such related parties than similar transactions with non-related parties under similar circumstances and that no corporate or business resources of the company are misappropriated or misapplied, and to determine any potential reputational risk issues that may arise as a result of or in connection with the transactions.

The BOD has created a Management Committee composed of not less than three (3) members of the BOD, including the Chairman thereof

Nominations and Election Committee

The Nominations Committee pre-screens and shortlists all candidates nominated to the Board elections in accordance with the qualifications and disqualifications and submits the same to the Board for further review and approval.

Compensation and Remuneration Committee

The Compensation and Remuneration Committee is responsible for developing and fixing executive remuneration packages of by-laws officers and directors, and provides oversight over remuneration of senior management and other key personnel to ensure that compensation is consistent with NOW's culture, strategy and internal control environment.

Conflicts of interest

All employees are mandated to ensure that personal interests do not conflict with the interests of the Company. They are also mandated to declare under the penalty of perjury all existing business interests or shareholdings that may directly or indirectly conflict in the performance of their duties.

If actual or potential conflicts of interest arise, employees are encouraged to fully and immediately disclose it to the Company and are refrained from participating in the decision-making process involving or may involve such interest.

Review of economic, environmental, and social topics and communicating critical concerns:

NOW has Executive Committee meetings, Board of Directors' meetings, and meetings of committees where updates in company operations, financials, and relevant risks faced by the company are discussed.

Highest governance body's role in sustainability reporting:

The Sustainability Report is prepared by the management team and approved by the Board of Directors.

Reporting Practice

9

Entities included in the consolidated financial statements of NOW (Parent)
i-Resource Consulting International, Inc. and i-Professional Search Network, Inc. (Subsidiaries)

Defining report content and topic boundaries

This report covers the operations of NOW (Parent)

List of material topics Materiality Table

Protecting the Environment	Developing Employees	Helping Build Communities	Safeguarding Health & Safety	Contributing to Local and National Economies
<ul style="list-style-type: none">• Energy conservation• Waste generation, treatment & disposal• GHG emissions• Biodiversity• Environmental advocacy	<ul style="list-style-type: none">• Employment• Training & Development• Employee Engagement	<ul style="list-style-type: none">• Customer Health & Safety• Customer Service• Community Programs• Business Continuity	<ul style="list-style-type: none">• Occupational Health & Safety• Compliance to regulations• Customer product handling training	<ul style="list-style-type: none">• Economic performance• Indirect economic impacts• Procurement practices• Business partners• Supplier assessment• Risk management• Integrity and anti-corruption

Reporting period:

01 January to 31 December 2023

Date of most recent report:

This is the fourth Sustainability Report submitted by the Company.

Reporting cycle:

Annual

Contact point for questions regarding the report:

Angeline L. Macasaet
Corporate Secretary – Chief Legal Counsel - Acting Compliance Officer
angeline.macasaet@now-corp.com

Procurement Practices

The Company follows the standard procurement practices that promote transparency and equality among suppliers aimed to conduct business with its suppliers on an arm's length basis and under fair terms and conditions. Compliance with the established procurement policies is required for all officers and employees of the Company involved in the procurement process for materials and services.

NOW suppliers are expected to deliver the goods and/or services within the established requirements whereby a vendor accreditation process is developed to examine the suppliers' impact on the Company's operation. The Company selects its suppliers from those that have complied with all the regulatory requirements and are able to manifest financial ability to supply the needed goods and/or services.

Suppliers' performance is evaluated annually based on their ability to meet criteria focusing on the quality of the product delivered, timeliness of delivery and price competitiveness.

Anti-Corruption

Operations assessed for risks related to corruption:

NOW has developed its Code of Conduct and Discipline and policies (as the need arises) all of which outline the ethical principles and core values that the Company adheres to and serves as a guide in relating with co-employees, customers, and all the Company's other stakeholders.

NOW requires its employees not to offer, pay, make, seek, accept or authorize a personal payment, gift, favor or any other advantage, whether directly or through any other person or entity, to or for the use or benefit of any public official or any political party, candidate or official or private individuals and entities, where such payment, gift, favor or advantage would violate laws and regulations of the Philippines or of countries on which it operates.

Through the Human Resources Department, all employees are required to execute a written confirmation of their understanding and acceptance of the Code.

Confirmed incidents of corruption and actions taken:

There was no incident of corruption, reported or investigated during 2023.

Resource Management

Energy Consumption

The water consumption within the organization for the reporting year ended 31 December 2023:

Energy consumption (electricity)	235,600	kWh
----------------------------------	---------	-----

The Company recognizes the importance of energy for the continuous delivery of its services that is why it strives to use energy responsibly and seeks for improved efficiencies through better technology and processes. Its energy consumption covers all the facilities in its area of operation.

Affected Stakeholders

Employees, customers, suppliers and communities are affected by the Company's energy consumption.

Management Approach

Reduce the global greenhouse gas emissions require energy conservation and resource consumption efficiency. Practical energy conservation initiatives such as changing of busted fluorescent lamps with LED lights; use of more energy efficient air conditioning units were initiated in 2019 that translated to substantial electricity saved.

Identified Risk/s, Affected Stakeholders, and Management Approach

Some solutions to energy conservation may be costly; employees and shareholders may be affected by this risk.

11

The Company has designated the Operations Group to monitor and implement improvements to processes and mechanisms that would reduce and mitigate impact on the environment with primary focus on new technological solutions.

Identified Opportunities, Benefited Stakeholders, and Management Approach

-

Present is the opportunity to maximize the utility of digital solutions to promote less fuel-powered activities and more digital-enabled work interfaces which result in carbon avoidance scheme where employees, vendors, and suppliers stand to ultimately gain from.

Water Consumption

The water consumption within the organization for the reporting year ended December 31, 2023:

Water consumption	1,324	Cubic meters
-------------------	-------	--------------

Potential Impact and Company's Involvement in the Impact

Responsible water consumption as part of resource efficiency is promoted by the Company in all aspects of its day to day operation. This is important because of the use of water for the comfort of employees in the workplace.

Affected Stakeholders

Employees and communities may be affected by water consumption impacts.

Management Approach

Given the nature of the Company's business, water usage is confined to the employees' personal use. The Company has initiated water conservation measures in order to minimize water consumption. Water consumption efficiency is monitored and measured for long term solutions.

Identified Risk/s, Affected Stakeholders, and Management Approach

Insufficient water supply affects the employees and communities therefore the Company actively supports the government's water conservation campaigns.

Identified Opportunities, Benefited Stakeholders, and Management Approach

Initiatives that ensure sufficient water consumption will benefit the Company's employees, customers, industry partners, communities, and government regulators. Management will look at organizations and programs that would promote water conservation and provide support for such.

Materials Used

The following table shows materials used within the organization for the reporting year ended 31 December 2023:

Quantity

Materials used by weight of volume	
* Renewable	N/A
* non renewable	N/A
Percentage of recycled input materials used to manufacture the Company's primary products and services	
	N/A

Potential Impact and the Company's Involvement in the Impact

The Company is not in the business of manufacturing goods, as such, this aspect is not material nor applicable for reporting. Any and all electronic equipment and gadgets offered to subscribers are instead sourced from vendors who are certified and compliant with global standards and regulations.

Affected Stakeholders

Not applicable, see explanation above.

Our Management Approach

Not applicable, see explanation above.

Identified Risk/s, Affected Stakeholders and our Management Approach

Not applicable, see explanation above.

Identified Opportunities, Benefited Stakeholders, and our Management Approach

Not applicable, see explanation above.

Ecosystem and Biodiversity

The following table shows materials used within the organization for the reporting year ended 31 December 2023:

Quantity	
Operational sites owned, leased, managed in, or adjacent to, protected areas and areas of high biodiversity value outside protected areas	None
Habitats protected and restored	None
IUCN Red list species and national conservation list species with habitats in areas affected by operations	None

Potential Impact, our Involvement in the Impact, Affected Stakeholders, and Management Approach

None of the Company's infrastructures is established in protected areas and in coastal settlements that will affect community residents and the local government units.

Identified Risk/s, Affected Stakeholders, and Management Approach

The Company observes the applicable construction, operational, and resource use permits/clearances from national and local government agencies prior to site establishment and

Identified Opportunities, Benefited Stakeholders, and our Management Approach

The Company has started taking a collaborative approach to help create a more sustainable environment and help fight climate change by acting as carbon sinks.

Environmental Impact Management

Air Emissions

GHG*

	Quantity
Direct (Scope 1) GHG Emissions	
1. Fixed – Vehicles	<1,000 CO ₂ e
2. Wireless – Vehicles	<1,000 CO ₂ e
3. Fixed – Diesel Gensets	<1,000 CO ₂ e
4. Wireless – Diesel Gensets	<1,000 CO ₂ e
Energy indirect (Scope 2) GHG Emissions	
1. Fixed	<1,000 CO ₂ e
2. Wireless	<1,000 CO ₂ e
Emissions of ozone depleting substances (ODS)	<1,000 CO ₂ e

Potential Impact, our Involvement in the Impact, and Affected Stakeholders

The Company's industry illustrates the important role that communications can play in reducing emissions in other sectors and industries. On the other hand, NOW's business operations require the use of gasoline and diesel fueled vehicle and equipment that contribute to emissions to the atmosphere which affect customers, employees, communities public, and government regulators.

Management Approach

The Company as provider of access to broadband internet has made plans to internet services even more accessible to a greater area than voice and text services that are offered by telecommunication companies.

Identified Risk/s, Affected Stakeholders, and our Management Approach

We are undertaking efforts to make our growth, with our accompanying energy consumption and GHG emissions, sustainable. Increase in the atmospheric concentrations of GHG impacts global climate and is seen to produce a warming effect. If industries are not able to control their carbon footprint, more harmful climate events may affect operations and revenue. Our customers, employees, general public, and regulators are affected by these climate related risks.

Our GHG emissions arise from several sources which include energy consumed by our network in operation, emissions associated with the deployment of our network equipment, emissions associated with buildings we run, and emissions from fleet transport. We are focused on finding collaborative solutions to address this impact by ensuring that we use energy efficient networks

Identified Opportunities, Benefited Stakeholders, and Management Approach

The Company is committed to undertake measures that will reduce energy consumption rate as well as the amount of greenhouse gases and other pollutants that are emitted as a result of its operations.

Air Pollutants

Quantity

Ox	< 1 kilo
SO _x	< 1 kilo
	N/A
Persistent organic pollutants (POPs)	N/A
Volatile organic compounds (VOCs)	N/A
Hazardous air pollutants (HAPs)	N/A
Particulate matter (PM)	N/A

Potential Impact, our Involvement in the Impact, and Affected Stakeholders

The major source of air pollutants are the generator sets located in operational areas that emit smoke and produce noise particularly in offices, cellsites, and hubs.

Management Approach

The Company endeavors to implement operational standards that establish clean and energy efficient operations in all its facilities. The Operations Group regularly monitors the performance of facilities, equipment, and generator sets. Repair and/or replacement will be made of those that are identified to be performing lower than standards.

Identified Risk/s, Affected Stakeholders, and our Management Approach

Machinery, vehicles and equipment that cause pollution is a potential source to be penalized by government regulators. The Company therefore ensures that pollutants will not affect the communities where it operates.

Identified Opportunities, Benefited Stakeholders, and Management Approach

The operations Group is tasked to oversee facilities and network operations and is likewise mandated to propose measures for energy reduction.

Solid and Hazardous Wastes

Solid Waste

Quantity

Total solid waste generated	
1. Fixed	<1 metric ton
2. Wireless	<1 metric ton
Reusable	N/A
Recyclable	N/A
Metal	
1. Fixed	< 1 metric ton

2.	Wireless	<1 metric ton	15
Paper			
1.	Fixed	<100 kilos	
2.	Wireless	<100 kilos	
Plastic			
1.	Fixed	<1 metric ton	
2.	Wireless	< 1 metric ton	
Composted			N/A
Incinerated			N/A
Residuals/Landfilled			N/A

Potential Impact, our Involvement in the Impact, and Affected Stakeholders

Various consumables and supplies used in the offices and facilities comprise a portion of materials utilized by the Company. In addition, the Company produces outdoor advertising materials and marketing collaterals, which create solid waste.

Solid wastes may affect employees, customers, and communities.

Management Approach

The Company has initiated efforts to shift to ecofriendly solutions for a sustainable environment that includes use of ecofriendly materials in the production of outdoor advertising materials and investing in more practical materials to avoid wastage.

Identified Risk/s, Affected Stakeholders, and Management Approach

Consumers are now conscious of protecting the environment call out companies that do not address the concern on waste management. Employees, customers, and communities may be affected.

By virtue of the Ecological Solid Waste Management Act of 2000, each local government unit is mandated to adopt a systematic, comprehensive and ecological solid waste management program under which the Company is subject to. The Company adheres to solid waste management schemes as provided by the local government units, in addition to its own environmental management plan.

Identified Opportunities, Benefited Stakeholders, and our Management Approach

Waste management efforts have been made manageable by the strict monitoring by the Operations Group of the amount of solid waste produced by the Company. Transactions for office processes what will require less use of paper such as paperless billing and non-print advertisements will also be strongly encouraged.

Hazardous Waste

-

Quantity

Total weight of hazardous waste generated*	
Fixed ton	< 1 metric
Wireless ton	< 1 metric
Total weight of hazardous waste transported*	
Fixed	<1 metric ton
Wireless	<1 metric ton

Potential Impact, our Involvement in the Impact, and Affected Stakeholders

16

Waste materials have an impact long after their utilization has ended as most of them end up being hazardous wastes that need to be handled properly for the safety and health of the employees and the community. The health of the employees and members of the communities may be affected.

Management Approach

Environmental compliance guidelines are followed by the Company in the identification, segregation, and disposal of hazardous wastes.

Identified Risk/s, Affected Stakeholders, and our Management Approach

The health and safety of the employees, the members of the community and the suppliers will be compromised by improper handling of hazardous wastes, not to mention exposure to sanction and penalty from government regulators.

The Company follows the policies and guidelines formulated by the national government, the local government units as well as its own environmental management plan in the proper disposal of hazardous waste.

Identified Opportunities, Benefited Stakeholders, and Management Approach

Equipment, photocopying toner/ink, computers, laptops, mobile phones, and batteries are disposed of by getting a trade in value or recycled.

Effluents -

	Quantity
Total volume of water discharges	N/A
Percentage of wastewater recycled	N/A

Potential Impact and Company Involvement in the Impact

There are no effluents that are generated by the Company's operations. As such, this is not applicable to the NOW Group's operations.

Affected Stakeholders

Not applicable, see reason above.

Our Management Approach

Not applicable, see reason above.

Identified Risk/s, Affected Stakeholders, and our Management Approach

Not applicable, see reason above.

Identified Opportunities, Affected Stakeholders, and our Management Approach

Not applicable, see reason above.

Environmental Compliance

Non-compliance with Environmental Laws and Regulations

The following table shows the information on NOW's non-compliance with environmental laws and regulations:

Quantity

Total amount of monetary fines for non-compliance with environmental laws and/or regulations	Php 0.00
Number of non-monetary sanctions for non-compliance with environmental laws and/or regulations	0
Number of cases resolved through dispute resolution mechanism	0

Potential Impact, our Involvement in the Impact, and Affected Stakeholders

The Company strictly observes the implementation of policies that it has developed on pollution prevention and control, waste recycling and segregation, proper waste disposal, health and safety, and conservation of vital resources. It is very much aware that non-compliance thereof may negatively affect the environment and compromise the health and safety of the employees and the public.

Management Approach

The Company strictly implements the policies it has established in its environmental management plan and likewise monitors technology and environmental management practices nationally and globally, and continually improves its involvement in the protection of the environment.

Identified Risk/s, Affected Stakeholders, and our Management Approach

The Company hopes to create a synergy between protecting the environment and the business of providing exceptional service to its customers. The environmental policies that have been established serve as guide to attain this.

Identified Opportunities, Affected Stakeholders, and Management Approach

Protecting the environment and at the same time providing high-quality to customers require dedication and focus. The Company is strongly committed to comply with environmental laws and regulations.

Employment

Benefits provided to full-time employees that are not provided to temporary or part-time employees

1. Medical Insurance (HMO) including dependents
2. Vacation Leaves
3. Sick Leaves
4. Maternity Benefit
5. Christmas Package
6. Retirement Benefit
7. Loyalty Awards
8. Company stock options (case to case basis)
9. Flexible working hours
10. Transportation Allowance / Shuttle Service

Parental leave:

As stated in NOW Employee Handbook, any employee, who has been certified as a solo parent by the Department of Social Welfare and Development (DSWD), shall be entitled to avail of seven (7) working days parental leave in any given year subject to the allowable reasons stated in the company's policy on leaves under the Solo Parent Act.

Minimum notice periods regarding operational changes

There are several communication channels in place to notify operational changes.

1. Through memos at least one-week prior to implementation.
2. For significant operational changes which created new rules and guidelines, 2 notices are given – the first is for the soft implementation and the second notice for full implementation after at least a month.
3. Operational changes are communicated through Department meetings, weekly production planning, monthly labor-management meetings through the Industrial Peace Council and Council of Solidarity, and monthly Safety Council meetings.
4. A quarterly publication, the Pipeline, also features information of significant operational changes.

Occupational Health and Safety

Occupational health and safety management system:

The Company is committed to the prevention of work-related injuries and illnesses to workers and to provide safe and healthy workplaces. Accordingly, the Company takes effective preventive and protective measures to eliminate hazards and minimize Occupational Health and Safety (OH&S) risks.

Hazard identification, risk assessment, and incident investigation:

The Company has a documented procedure on Hazard Identification, Risk Assessment and Determining Controls, or HIRADC. Hazards due to interaction with people, work environment, machines/equipment, and materials are identified for the following: routine and non-routine activities, off-site activities done by people under the control of the Company, activities outside the plant premises but may affect the workplace, new or proposed/modified processes, and new activities that are part of corrections and/or corrective actions. The OH&S risks are then identified for each hazard and an assessment of the risks is performed. The hazard is significant if it is covered by legal or regulatory requirements and if incidents have occurred in the past with respect to the identified hazard.

Occupational health services:

The Company is compliant to the requirements mandated by Republic Act 11058 and the Occupational Safety and Health Standards by the Department of Labor and Employment (DOLE) with regard to the provision of competent and qualified Occupational Health (OH) personnel and facilities.

Employees' personal health-related information is private and subjected to strict confidentiality.

Worker participation, consultation, and communication on occupational health and safety:

The Company ensures that appropriate communication, participation, and consultation processes are established on OH&S related matters. Workers are involved, consulted, and represented in the development and review of policies and procedures to manage OH&S issues.

Worker training on occupational health and safety:

The Company ensures that employees perform their jobs in the required manner. The Company ensures that persons performing work under its control are aware of the OH&S policies.

The Human Resource Department is responsible for establishing, maintaining, and continuously improving systems and procedures to identify training needs, develop training plans and courses, prepare for conduct of trainings, evaluate training effectiveness, and retain documented information on training. 19

Promotion of worker health:

The Company ensures that workers are protected against health hazards in the workplace and provided with access to adequate medical care and treatment.

Workers are required to undergo physical examinations prior to their employment and every year through the Annual Physical Examination (APE).

Medicines, medical supplies and first aid equipment are also provided in portable kits.

Periodic inspection of premises is conducted to ensure that the working environment is fit for all workers.

Prevention and mitigation of occupational health and safety impacts directly linked by business relationships:

The needs and expectations of the employees that are relevant to the OH&S management system, including those with access to the workplace and their activities, such as contractors, visitors and other persons are taken into consideration.

Workers covered by an occupational health and safety management system:

The scope of the OH&S management system involves the following:

- All NOW employees (including regular and probationary workers)
- In-house contractors or service providers for projects, maintenance, and other service activities
- Suppliers/vendors
- Student On-the-Job trainees
- Visitors (VIP, government inspectors, academe, etc.)
- Other identified interested parties

Work-related injuries:

The Company has not recorded any work-related injury during 2023.

Work-related ill health:

No work-related illnesses occurred for year 2023.

Training and Education

Average hours of training per year per employee

A Training Plan is executed/implemented each year that ensures training for every employee at an average of 18 hours per year:

1. Safety, environment and health related training for 5 hrs.
2. Competency-based training for at least 5 hrs.
3. Continuing Education for Professionals for at least 8 hours

Diversity and Equal Opportunity

The Company aspires for a work environment where respect for each other is present as reflected in the Company's policy against non-discrimination in hiring. Employees are not chosen on the basis of gender, age, religion or if they belong to a particular sector.

The Company support solo parents through the Solo Parent Leave Policy, which provides for an additional seven (7) day leave as defined in Republic Act 8972 or the Solo Parent Welfare Act.

Identified Risk/s and Management Approach

No specific risks identified for this reporting year.

Identified Opportunities and Management Approach

The Company is planning to undertake activities that will promote diversity and equal opportunity among employees.

Non-Discrimination

Incidents of non-discrimination and corrective action taken during 2023:

None.

Freedom of Association and Collective Bargaining

Operations and suppliers in which the right to freedom of association and collective bargaining may be at risk. There are no known operations and suppliers which prevented the employees to their right to freedom of association and collective bargaining.

Child Labor

Operations and suppliers at significant risk for incidents of child labor:

NOW never had an incident of child labor. No individual below 18 years old was employed by the Company. Should a minor be employed, the Company shall make sure that there will be no incidents of child labor starting from the recruitment and employment process and guidelines for work arrangement, work accommodation and continuing education are in place.

Forced or Compulsory Labor

Operations and suppliers at significant risk for incidents of forced or compulsory labor:

NOW ensures that there shall be no incidents of forced and compulsory labor by strict adherence and compliance to Labor Standards and Occupational Health and Safety Standards in all NOW worksites.

Key products and services and its contribution to sustainable development

Key Products and Services	Societal Value /Contribution to UN SDGs	Potential Negative Impact of Contribution	Management Approach to Negative Impact
Access to Broadband Internet	<p>With a suite of multimedia services and solutions, NOW helps Filipino families stay connected and provide them easy access to information and quality entertainment anywhere, anytime.</p> <p>NOW provides solutions to both large enterprises and the SMEs across various industries.</p> <p>Delivering digital business solutions that are up to par with global standards help entities in different industries to harness the power of technology in achieving their objectives.</p>	<p>The Company's key product and services consume high amount of energy resources for uninterrupted operations.</p> <p>Exposure to inappropriate content is a potential hazard for minors who have access to the Company's key products and services. They can also be preyed upon by unscrupulous individuals.</p> <p>The digital era has produced the proliferation of cyber criminals that exploit any weakness in the networks and victimize the public.</p>	<p>NOW monitors potential environmental impacts, identify solutions to mitigate those impacts, and supports the drive to improve the physical networks for better energy efficiency.</p> <p>NOW keeps itself abreast with the latest cybersecurity technology and advocates customers to protect themselves from cyber criminals.</p>

COVER SHEET

A	1	9	9	6	0	0	1	7	9
---	---	---	---	---	---	---	---	---	---

[illegible]

PRINCIPAL OFFICE (No. / Street / Barangay / City / Town / Province)

[illegible]

Form Type

Department requiring the report

Secondary License Type, If
Applicable

1	7	-	Q
---	---	---	---

M	S	R	D
----------	----------	----------	----------

N	/	A	
---	---	---	--

COMPANY INFORMATION

Company's Email Address

info@now-corp.com

Company's Telephone Number

(632) 7750-0461 /
(632) 7750-0211 /

Mobile Number

09684389521

No. of Stockholders

72

Annual Meeting (Month / Day)

N/A

Fiscal Year (Month / Day)

12/31

CONTACT PERSON INFORMATION

The designated contact person ***MUST*** be an Officer of the Corporation

Name of Contact Person

Angeline L. Macasaet

Email Address

angeline.macasaet@now
-corp.com

Telephone Number/s

7750-0211

Mobile Number

096843
89521

CONTACT PERSON'S ADDRESS

**Unit 5-I, 5th Floor, OPL Building 100 C. Palanca Street, Legaspi Village
Makati City**

NOTE 1: In case of death, resignation or cessation of office of the officer designated as contact person, such incident shall be reported to the Commission within thirty (30) calendar days from the occurrence thereof with information and complete contact details of the new contact person designated.

2 : All Boxes must be properly and completely filled-up. Failure to do so shall cause the delay in updating the corporation's records with the Commission and/or non-receipt of Notice of Deficiencies. Further, non-receipt of Notice of Deficiencies shall not excuse the corporation from liability for its deficiencies.

SECURITIES AND EXCHANGE

COMMISSION SEC FORM 17-Q

QUARTERLY REPORT PURSUANT TO SECTION 17 OF THE SECURITIES
REGULATION CODE AND SRC RULE 17(2)(b) THEREUNDER

1. For the quarterly period ended 31 March 2024
2. Commission identification number A1996-00179 3. BIR Tax Identification No. 004-668-224

4. Exact name of issuer as specified in its charter

NOW CORPORATION

5. Province, country or other jurisdiction of incorporation or organization

MAKATI CITY, PHILIPPINES

6. Industry Classification Code: (SEC Use Only)

7. Address of issuer's principal office Postal Code

Unit 5-I, 5th Floor, OPL Building, 100 C. Palanca Street, Legaspi Village, Makati City, Philippines
1229

8. Issuer's telephone number, including area code (632)88102548

9. Former name, former address and former fiscal year, if changed since last report

N/A

10. Securities registered pursuant to Sections 8 and 12 of the Code, or Sections 4 and 8 of the RSA

Title of each Class	Number of shares of common stock outstanding and amount of debt outstanding
---------------------	--

COMMON STOCK	1,806,726,314
PREFERRED STOCK	60,000,000

11. Are any or all of the securities listed on a Stock
Exchange? Yes ☐ No ☐

If yes, state the name of such Stock Exchange and the class/es of securities listed therein:

PHILIPPINE STOCK EXCHANGE

COMMON STOCK

12. Indicate by check mark whether the registrant:

- (a) has filed all reports required to be filed by Section 17 of the Code and SRC Rule 17 thereunder or Sections 11 of the RSA and RSA Rule 11(a)-1 thereunder, and Sections 26 and 141 of the Corporation Code of the Philippines, during the preceding twelve (12) months (or for such shorter period the registrant was required to file such reports)
Yes ☐ No ☐

- (b) has been subject to such filing requirements for the past
ninety (90) days. Yes ☐ No ☐

NOW CORPORATION AND SUBSIDIARIES
CONSOLIDATED STATEMENTS OF FINANCIAL POSITION
As at March 31, 2024 and December 31, 2023

	March 31, 2024 (Unaudited)	December 31, 2023 (Audited)
ASSETS		
Current Assets		
Cash	20,201,335	45,360,044
Trade and other receivables	503,307,646	471,278,315
Contract asset	1,370,685	1,370,685
Due from related parties	328,019,646	324,633,802
Other current assets	63,815,284	48,079,612
Total Current Assets	916,714,597	890,722,458
Noncurrent Assets		
Investment and advances	2,197,900,002	2,192,223,042
Property and equipment - net	10,531,978	11,352,385
Right of use asset	8,844,908	10,009,699
Other noncurrent assets - net	3,542,431	2,600,416
Total Noncurrent Assets	2,220,819,319	2,216,185,543
	3,137,533,916	3,106,908,001
LIABILITIES AND EQUITY		
Current Liabilities		
Trade and other payables	305,741,760	264,183,231
Due to a related party	128,733,152	128,883,291
Current portion of loans payable	127,396,495	132,528,660
Current portion of obligations under finance lease	4,930,385	7,768,052
Total Current Liabilities	566,801,791	533,363,234
Noncurrent Liabilities		
Long-term loans payable - net of current portion	274,346,211	278,692,873
Obligations under finance lease - net of current portion	6,329,906	5,697,940
Retirement benefits liability	6,519,417	7,731,826
Deferred Tax Liability	3,741,852	3,741,852
Deposit for future stock subscription	89,000,000	89,000,000
Total Noncurrent Liabilities	379,937,385	384,864,491
Total Liabilities	946,739,177	918,227,725
Equity		
Capital stock	1,324,708,420	1,324,708,420
Additional paid in capital	541,569,110	541,569,110
Equity reserve	(1,978,794)	(1,978,794)
Retained earnings / (Deficit)	24,221,934	22,107,471
Other comprehensive income	306,012,040	306,012,040
Non-controlling interest	(3,737,971)	(3,737,971)
Total Equity	2,190,794,739	2,188,680,276
	3,137,533,916	3,106,908,001

NOW CORPORATION AND SUBSIDIARIES
CONSOLIDATED STATEMENTS OF INCOME
For the Period Ended March 31, 2024 and December 31, 2023

		March 31, 2024	December 31, 2023
	Note	(Unaudited)	(Audited)
REVENUES	15		
Service revenue		55,283,373	187,514,023
Sales of goods		2,700	4,270,436
		55,286,073	191,784,470
COSTS OF SALES AND SERVICES	16		
Cost of Services		23,997,557	91,129,280
Cost of sales		1,620	2,506,043
		23,999,177	93,635,323
GROSS PROFIT		31,286,896	98,149,147
GENERAL AND ADMINISTRATIVE EXPENSES			
Salaries and wages		6,855,859	24,715,114
Outside services		285,458	1,018,767
Rent expense		219,633	518,531
Taxes and licenses		5,397,198	3,957,117
Professional fees		3,228,707	9,756,311
Utilities		33,347	412,207
Transportation and travel		969,492	5,069,341
Advertising and promotion		219,839	615,824
Depreciation and amortization		1,376,453	12,783,725
Repair and maintenance		42,385	67,432
Communications and subscription		1,041,521	3,517,649
Entertainment, amusement, and recreation		1,562,071	6,440,877
Supplies		119,997	623,295
Insurance		40,026	325,996
Security Services		613,368	2,453,472
Others		268,861	1,677,778
		22,274,215	73,953,436
OTHER INCOME (EXPENSE)			
Interest expense	10	-7,551,888	-24,003,900
Interest income		1,780,084	7,115,455
Equity in Net Income of Associates		-1,053,267	-3,846,095
Gain on discounting of loans		0	22,970,377
Other income		784,226	479,525
Other charges		-25,070	-71,710
		-6,065,915	2,644,029
INCOME BEFORE INCOME TAX		2,946,766	26,839,740
PROVISION FOR INCOME TAX	17	832,303	8,098,478
NET INCOME		2,114,463	18,741,262

NOW CORPORATION AND SUBSIDIARIES
CONSOLIDATED STATEMENTS OF COMPREHENSIVE INCOME

	March 31, 2024 (Unaudited)	December 31, 2023 (Audited)
NET INCOME	₱2,114,463	₱18,741,262
OTHER COMPREHENSIVE INCOME (LOSS)		
<i>Item to be subsequently reclassified to profit or loss -</i>		
Cumulative translation adjustments	-	2,894
	-	2,894
TOTAL COMPREHENSIVE INCOME	₱2,114,463	₱18,744,156
TOTAL COMPREHENSIVE INCOME (LOSS)		
ATTRIBUTABLE TO:		
Equity holders of the Parent Company	₱2,210,075	₱18,874,884
Non-controlling interest	(95,611)	(130,728)
	₱2,114,463	₱18,744,156

See accompanying Notes to Consolidated Financial Statements.

NOW CORPORATION AND SUBSIDIARIES
CONSOLIDATED STATEMENTS OF CHANGES IN EQUITY

	March 31, 2024 (Unaudited)	December 31, 2023 (Audited)
CAPITAL STOCK		
Common Stock		
Balance at beginning and end of year	1,264,708,420	1,264,708,420
Preferred Stock		
Balance at beginning and end of year	60,000,000	60,000,000
	1,324,708,420	1,324,708,420
ADDITIONAL PAID IN CAPITAL		
Balance at beginning and end of year	541,569,110	541,569,109
EQUITY RESERVE	(1,978,794)	(1,978,794)
RETAINED EARNINGS (DEFICIT)		
Balance at beginning of year	22,107,471	3,235,481
Net income	2,114,463	18,871,990
Balance at end of year	24,221,934	22,107,471
OTHER COMPREHENSIVE INCOME	306,012,040	306,012,040
NON-CONTROLLING INTEREST	(3,737,971)	(3,737,971)
TOTAL EQUITY	2,190,794,739	2,188,680,276

NOW CORPORATION AND SUBSIDIARIES
CONSOLIDATED STATEMENTS OF CASH FLOWS

	March 31, 2024 (Unaudited)	December 31, 2023 (Audited)
CASH FLOWS FROM OPERATING ACTIVITIES		
Income before income tax	2,946,766	26,839,740
Interest expense	7,551,886	24,003,900
Adjustments for:		
Depreciation and amortization	1,376,453	12,783,725
Interest income	(1,780,084)	(7,115,832)
Retirement benefits expense	(1,212,409)	1,398,8624
Gain on lease termination		(54,762)
Share in net loss (income) of an Associate	1,053,267	3,846,095
Operating income before working capital changes	9,935,881	61,701,728
Decrease (increase) in:		
Trade and other receivables	(32,029,331)	(56,629,455)
Other current assets	(15,735,672)	(7,535,760)
Increase (decrease) in accounts payable and accrued expenses	40,726,226	46,803,410
Net cash flows generated from (used for) operations	2,897,104	44,339,933
Interest received	182,665	23,556
Income taxes paid, including CWTs	(832,303)	(4,356,626)
Net cash flows provided by (used in) operating activities	2,247,467	(40,006,863)
CASH FLOWS FROM INVESTING ACTIVITIES		
Increase in amounts due from related parties	(3,385,844)	(104,950,583)
Investment and Advances	(5,676,959)	19,116,614
(Increase) Decrease in ROU Assets, property and equipment	1,985,198	(3,363,297)
(Increase)Decrease in other noncurrent assets (including computer software)	(942,015)	(1,745,165)
Net Cash used in investing activities	(8,019,620)	(89,212,894)
CASH FLOWS FROM FINANCING ACTIVITIES		
Proceeds from due to related parties	0	144,969,323
Settlement of due to related parties	(150,139)	(75,735,869)
Proceeds from availments of Long-term loan		71,689,741
Payments of:		
Loan Principal and interest	(17,030,715)	(56,234,687)
Lease liabilities	(2,205,701)	(4,474,350)
Net cash provided by financing activities	(19,386,555)	80,214,158
NET INCREASE (DECREASE) IN CASH	(25,158,709)	31,008,137)
CASH AT BEGINNING OF YEAR	45,360,044	14,351,917
CASH AT END OF YEAR	20,201,335	45,360,044

NOW CORPORATION AND SUBSIDIARIES
CONSOLIDATED STATEMENTS OF FINANCIAL POSITION

	March 31, 2024 (Unaudited)	March 31, 2023 (Unaudited)
ASSETS		
Current Assets		
Cash	20,201,335	10,934,837
Trade and other receivables	503,307,646	422,194,238
Contract asset	1,370,685	1,370,685
Due from related parties	328,019,646	298,476,112
Other current assets	63,815,284	46,204,461
Total Current Assets	916,714,597	779,180,333
Noncurrent Assets		
Investment and advances	2,197,900,002	2,196,148,574
Property and equipment - net	10,531,978	14,737,539
Right of use asset	8,844,908	9,130,577
Other noncurrent assets - net	3,542,431	3,510,251
Total Noncurrent Assets	2,220,819,319	2,223,526,941
	3,137,533,916	3,002,707,274
LIABILITIES AND EQUITY		
Current Liabilities		
Trade and other payables	305,741,760	240,469,257
Due to a related party	128,733,152	112,267,079
Current portion of long-term loans payable	127,396,495	134,108,004
Current portion of obligations under finance lease	4,930,385	5,706,182
Income tax payable		1,261,234
Total Current Liabilities	566,801,791	493,811,756
Noncurrent Liabilities		
Long-term loans payable - net of current portion	274,346,211	233,512,359
Obligations under finance lease - net of current portion	6,329,906	6,048,433
Retirement benefits liability	6,519,417	6,332,964
Deferred Tax Liability	3,741,852	0
Deposit for future stock subscription	89,000,000	89,000,000
Total Noncurrent Liabilities	379,937,385	334,893,756
Total Liabilities	946,739,177	828,705,512
Equity		
Capital stock	1,324,708,420	1,324,708,420
Additional paid in capital	541,569,110	541,569,110
Equity reserve	(1,978,794)	(1,978,794)
Retained earnings / (Deficit)	24,221,934	7,318,227
Other comprehensive income	306,012,040	306,047,916
Non-controlling interest	(3,737,971)	(3,631,043)
Total Equity	2,190,794,739	2,174,001,762
	3,137,533,916	3,002,707,274

NOW CORPORATION AND SUBSIDIARIES
CONSOLIDATED STATEMENTS OF INCOME
For the Period Ended March 31, 2024 and 2023

	March 31, 2024	March 31, 2023
	(Unaudited)	(Unaudited)
REVENUES		
Service revenue	55,283,373	45,086,377
Sales of goods	2,700	148,966
	55,286,073	45,235,342
COSTS OF SALES AND SERVICES		
Cost of Services	23,997,557	22,052,743
Cost of sales	1,620	340,639
	23,999,177	22,393,381
GROSS PROFIT	31,286,896	22,841,961
GENERAL AND ADMINISTRATIVE EXPENSES		
Salaries and wages	6,855,859	5,386,342
Outside services	285,458	300,517
Rent expense	219,633	219,633
Taxes and licenses	5,397,198	1,204,965
Professional fees	3,228,707	2,473,261
Utilities	33,347	37,686
Transportation and travel	969,492	905,419
Advertising and promotion	219,839	295,263
Depreciation and amortization	1,376,453	1,743,421
Repair and maintenance	42,385	260,215
Communications and subscription	1,041,521	949,174
Entertainment, amusement, and recreation	1,562,071	1,222,357
Supplies	119,997	219,245
Insurance	40,026	98,967
Security Services	613,368	613,368
Others	268,861	264,470
	22,274,215	16,194,302
OTHER INCOME (EXPENSE)		
Interest expense	(7,551,888)	(3,084,888)
Interest income	1,780,084	1,778,759
Equity in Net Income of Associates	(1,053,267)	0
Other income	784,226	0
Other charges	(25,070)	(14,652)
	(6,065,915)	(1,320,781)
INCOME BEFORE INCOME TAX	2,946,766	5,326,875
PROVISION FOR INCOME TAX	832,303	1,261,234
NET INCOME	2,114,463	4,065,643

NET INCOME (LOSS) ATTRIBUTABLE

TO:		
Equity holders of Parent Company	2,210,075	4,82,746
Non-controlling interest	(95,611)	(17,103)
	2,114,463	4,065,643

**NOW CORPORATION AND SUBSIDIARIES
CONSOLIDATED STATEMENTS OF COMPREHENSIVE INCOME**

	Unaudited	
	March 31, 2024	March 31, 2023
NET INCOME	2,114,463	4,065,043
TOTAL COMPREHENSIVE INCOME	2,114,463	4,065,043
TOTAL COMPREHENSIVE INCOME (LOSS) ATTRIBUTABLE TO:		
Equity holders of the Parent Company	2,210,075	4,082,746
Non-controlling interest	(95,611)	(17,103)
	2,114,463	4,065,643

NOW CORPORATION AND SUBSIDIARIES
CONSOLIDATED STATEMENTS OF CHANGES IN EQUITY

	March 31,	
	2024	2023
Capital Stock - P.70 par value		
Authorized -		
Issued and outstanding -	1,264,708,420	1,264,708,420
	1,264,708,420	1,264,708,420
Preferred Share - P1.00 par value		
Issued and outstanding -	60,000,000	60,000,000
	60,000,000	60,000,000
Additional Paid-In Capital		
Balance at beginning of year	541,569,110	541,569,110
Balance at end of year	541,569,110	541,569,110
Equity reserve	(1,978,794)	(1,978,794)
Retained Earnings		
Balance at beginning of year	22,107,471	3,235,481
Net income (loss)	2,114,463	4,082,746
Balance at end of year	24,221,934	7,318,227
Other comprehensive income		
Other comprehensive income	306,009,146	306,009,146
Noncontrolling interest beginning	(3,737,971)	(3,624,347)
	2,190,794,739	2,174,001,762

NOW CORPORATION AND SUBSIDIARIES
CONSOLIDATED STATEMENTS OF CASH FLOWS

	March 31, 2024	MARCH 31, 2023
CASH FLOWS FROM OPERATING ACTIVITIES		
Income before income tax	2,946,766	5,326,877
Interest expense	7,551,888	3,084,888
Adjustments for:		
Depreciation and amortization	1,376,453	1,743,421
Interest income	(1,780,084)	(1,778,759)
Retirement benefit expense	(1,212,409)	
Share in Net Income of an Associate	(1,053,267)	
Operating income before working capital changes	9,935,881	8,376,428
Decrease (increase) in:		
Trade and other receivables	(32,029,331)	(7,545,368)
Other current assets	(15,735,672)	(5,660,609)
Increase (decrease) in accounts payable and accrued expenses	40,726,226	23,086,542
Net cash flows used in operations	2,897,104	18,256,993
Interest received	182,665	1,778,759
Income taxes paid, including CWTs	(832,303)	(1,261,234)
Net cash flows used in operating activities	2,247,467	18,774,518
CASH FLOWS FROM INVESTING ACTIVITIES		
Increase in amounts due from related parties	(3,385,844)	(66,768,555)
Investment and Advances	(5,676,959)	(79,436)
(Increase) Decrease in ROU Assets, property and equipment	1,985,198	(2,777,055)
(Increase)Decrease in other noncurrent assets (including computer software)	(942,015)	(346,916)
Cash flows used in investing activities	(8,019,620)	(69,966,962)
CASH FLOWS FROM FINANCING ACTIVITIES		
Proceeds from availments of:		
Short-term	-	
Increase in due to related parties	(150,326)	52,617,242
Payments of:		
Loan and interest	(17,030,715)	(4,759,265)
Lease liabilities	(2,205,701)	(83,613)
Net cash flows from financing activities	(19,386,555)	47,775,364
NET INCREASE IN CASH	(25,158,708)	(3,417,080)
CASH AT BEGINNING OF YEAR	45,360,044	14,351,917
CASH AT END OF YEAR	20,201,336	10,814,311

NOW CORPORATION AND SUBSIDIARIES
AGING OF RECEIVABLES

	March 31, 2024	March 31, 2023
CURRENT	33,692,067	932,863
1-30 Days past due	7,179,556	2,394,672
31-60 Days past due	1,183,617	1,434,308
61-90 Days past due	797,072	348,836
Over 90 Days past due	463,029,767	417,083,559
	505,882,079	422,194,238

NOW CORPORATION AND SUBSIDIARIES
NOTES TO CONSOLIDATED FINANCIAL STATEMENTS

1. Corporate Information

NOW Corporation (the Parent Company) was incorporated and registered with the Philippine Securities and Exchange Commission (SEC) on June 5, 1996 to initially engage in the purchase and sale of securities.

In July 2009, the SEC approved the amendment of the Parent Company's primary purpose from engaging in the securities brokerage business to a technology, media and telecommunication (TMT) business.

On August 25, 2011, the SEC approved the amendment of the Parent Company's Articles of Incorporation (AOI) to include the following secondary purpose:

- a. Providing professional services and manpower in the field of TMT;
- b. Acting as commission agent, manufacturer's representative, or principal for the purpose, sale, distribution, manufacture, assembly, import or export of any and all classes of materials, merchandise, supplies and commodities of every kind and nature; and
- c. Engaging in the business of general and retail merchants, traders, factors, agents, manufacturers, processors, dealing in or with any and all classes of materials, merchandise, supplies and commodities of every kind and nature.

The Parent Company's shares of stock are listed in the Philippine Stock Exchange.

On December 21, 2016, the Parent Company's Board of Directors (BOD) approved the filing of the Registration Statement, Listing Application and the terms and conditions and such other relevant acts in connection with the intended public offering of the Parent Company's preferred shares. On June 22, 2018, the SEC issued the Certificate of Filing of Enabling Resolution which approved the designation and offering of the Preferred "A" shares. On August 24, 2020, the Parent Company's BOD approved the issuance of these preferred shares to Velarde, Inc. (VI) (see Note 11).

The table below presents the Parent Company's subsidiaries and the respective percentage of effective ownership as at December 31, 2023, 2022 and 2021:

Company Name	Nature of Business	Percentage of Effective Ownership
J-Span IT Services, Inc. (JSIT)	Service	100%
Porteon SEA, Inc. (Porteon)	Manufacturing	100%
I-Resource Consulting International, Inc. (I-Resource)	Service	100%
I-Professional Search Network, Inc. (I-Professional)	Service	75%
Softrigger Interactive, Inc. (Softrigger)	Service	67%

The Parent Company and its subsidiaries are collectively referred herein as "the Group". All the subsidiaries were incorporated in the Philippines, except for JSIT, which was incorporated in Japan.

The Parent Company's registered address is Unit 5-I, 5th Floor, OPL Building, 100 C. Palanca St., Legaspi Village, Makati City.

Approval of Consolidated Financial Statements

The consolidated financial statements of the Group as at December 31, 2023 and 2022 and for the years ended December 31, 2023, 2022 and 2021 were approved and authorized for issue by the Chairman of the Board, the President and the Acting Chief Finance Officer on April 25, 2024 based on the authority delegated by the BOD dated February 20, 2024.

Certificates and Agreements

On November 27, 2015, the National Telecommunications Commission (NTC) issued a Certificate of Registration (CoR) to the Parent Company that will authorize it as a value-added services (VAS) provider for services such as cloud hosting services, virtual private network, multimedia content and program services, online game services, cloud-based multimedia conferencing services, web hosting and cloud-based mail and messaging services. The CoR, which expired on November 26, 2020, was renewed for another five (5) years, or until November 26, 2025.

The Parent Company entered into three (3) separate agreements with NOW Telecom Company, Inc. (NOW TEL), NOW Cable, Inc. (NOW Cable) and News and Entertainment Network Corporation (NewsNet) (the Parties), wherein the Parties mutually agreed to interconnect their respective networks for the Parent Company to provide VAS to the public (VAS contracts) (see Note 12). The VAS agreement between the Parent Company and NOW TEL is effective for five (5) years up to 2025, while the agreements with NOW Cable and NewsNet are effective up to January 1, 2028.

2. Summary of Material Accounting Policy Information

Basis of Preparation

The consolidated financial statements have been prepared in accordance with Philippine Financial Reporting Standards (PFRS). This financial reporting framework includes PFRS, Philippine Accounting Standards (PAS) and Philippine Interpretation from International Financial Reporting Interpretations Committee (IFRIC) issued by the Philippine Financial Reporting and Sustainability Standards Council and adopted by the SEC, including SEC pronouncements.

Measurement Bases

The consolidated financial statements are presented in Philippine Peso (Peso), which is the Group's functional currency. All values are rounded to the nearest Peso, unless otherwise indicated.

The consolidated financial statements of the Group have been prepared under the historical cost basis, except for the following accounts:

- lease liabilities measured at present value of future lease payments; and
- retirement liability measured at present value of estimated future cash outflows.

Historical cost is generally based on the fair value of the consideration given in exchange for an asset and the fair value of consideration received in exchange for incurring a liability.

Fair value is the price that would be received to sell an asset or paid to transfer a liability in an orderly transaction between market participants at the measurement date. The fair value measurement is based on the presumption that the transaction to sell the asset or transfer the liability takes place either:

- in the principal market for the asset or liability, or
- in the absence of a principal market, in the most advantageous market for the asset or liability.

The principal or the most advantageous market must be accessible to the Group.

The fair value of an asset or a liability is measured using the assumptions that market participants would use when pricing the asset or liability, assuming that market participants act in their best economic interest.

A fair value measurement of a nonfinancial asset takes into account a market participant's ability to generate economic benefits by using the asset in its highest and best use or by selling it to another market participant that would use the asset in its highest and best use.

The Group uses valuation techniques that are appropriate in the circumstances and for which sufficient data are available to measure fair value, maximizing the use of relevant observable inputs and minimizing the use of unobservable inputs.

All assets and liabilities for which fair value is measured or disclosed in the consolidated financial statements are categorized within the fair value hierarchy, described as follows, based on the lowest level input that is significant to the fair value measurement as a whole:

- Level 1 - Quoted (unadjusted) market prices in active markets for identical assets or liabilities.
- Level 2 - Valuation techniques for which the lowest level input that is significant to the fair value measurement is directly or indirectly observable.
- Level 3 - Valuation techniques for which the lowest level input that is significant to the fair value measurement is unobservable.

For assets and liabilities that are recognized in the consolidated financial statements on a recurring basis, the Group determines whether transfers have occurred between levels in the hierarchy by re-assessing categorization (based on the lowest level input that is significant to the fair value measurement as a whole) at the end of each reporting date.

For the purpose of fair value disclosures, the Group has determined classes of assets and liabilities on the basis of the nature, characteristics and risks of the asset or liability and the level of the fair value hierarchy as explained above.

Further information about the assumptions made in measuring fair value is included in Notes 7 and 21.

Adoption of Amendments to PFRS

The accounting policies adopted are consistent with those of the previous financial year, except for the adoption of the following amendments to PFRS effective January 1, 2023:

- Amendments to PAS 1, *Presentation of Financial Statements*, and PFRS Practice Statement 2, *Making Materiality Judgments - Disclosure Initiative - Accounting Policies* – The amendments require an entity to disclose its material accounting policies, instead of its significant accounting policies and provide guidance on how an entity applies the concept of materiality in making decisions about accounting policy disclosures. In assessing the materiality of accounting policy information, entities need to consider both the size of the transactions, other events or conditions and its nature. The amendments clarify (1) that accounting policy information may be material because of its nature, even if the related amounts are immaterial, (2) that accounting policy information is material if users of an entity's financial statements would need it to understand other material information in the financial statements, and (3) if an entity discloses immaterial accounting policy information, such information should not obscure material accounting policy information. In addition, PFRS Practice Statement 2 is amended by adding guidance and examples to explain and demonstrate the application of the 'four-step materiality process' to accounting policy information. The amendments should be applied prospectively. Earlier application is permitted.
- Amendments to PAS 8, *Accounting Policies, Changes in Accounting Estimates and Errors - Definition of Accounting Estimates* – The amendments clarify the distinction between changes in accounting estimates and changes in accounting policies, and the correction of errors. Under the new definition, accounting estimates are "monetary amounts in financial statements that are subject to measurement uncertainty". An entity develops an accounting estimate if an accounting policy requires an item in the financial statements to be measured in a way that involves measurement uncertainty. The amendments clarify that a change in accounting estimate that results from new information or new developments is not a correction of an error, and that the effects of a change in an input or a measurement technique used to develop an accounting estimate are changes in accounting estimates if they do not result from the correction of prior period errors. A change in an accounting estimate may affect only the profit or loss in the current period, or the profit or loss of both the current and future periods. Earlier application is permitted.
- Amendments to PAS 12, *Income Taxes - Deferred Tax Related Assets and Liabilities from a Single Transaction* – The amendments require companies to recognize deferred tax on transactions that, on initial recognition, give rise to equal amounts of taxable and deductible temporary differences. The amendments should be applied on a modified retrospective basis. Earlier application is permitted.
- Amendments to PAS 1, *Classification of Liabilities as Current or Noncurrent* – The amendments clarify the requirements for an entity to have the right to defer settlement of the liability for at least 12 months after the reporting period. The amendments also specify and clarify the following: (i) an entity's right to defer settlement must exist at the end of the reporting period, (ii) the classification is unaffected by management's intentions or expectations about whether the entity will exercise its right to defer settlement, (iii) how lending conditions affect classification, and (iv) requirements for classifying liabilities where an entity will or may settle by issuing its own equity instruments.

- Amendments to PAS 12, *International Tax Reform - Pillar Two Model Rules* – The amendments provide a mandatory temporary exemption for the accounting of the deferred taxes arising from the implementation of the Organisation for Economic Co-operation and Development (OECD)/G20 Inclusive Framework on Base Erosion and Profit Shifting Pillar Two model rules (Pillar Two income taxes). The amendments also introduce the disclosure requirements for the affected entities to enable users of the financial statements understand the extent to which an entity will be affected by the Pillar Two income taxes, particularly before its effectivity date.

The adoption of the amendments to PFRS did not materially affect the consolidated financial statements of the Group. Additional disclosures were included in the consolidated financial statements, as applicable.

Amendments to PFRS in Issue But Not Yet Effective or Adopted

Relevant amended PFRS, which are not yet effective as at December 31, 2023 and have not been applied in preparing the financial statements, are summarized below.

Effective for annual periods beginning on or after January 1, 2024:

- Amendments to PFRS 16, *Lease - Lease Liability in a Sale and Leaseback* – The amendments clarify that the liability that arises from a sale and leaseback transaction, that satisfies the requirements in PFRS 15, *Revenue from Contracts with Customers*, to be accounted for as a sale, is a lease liability to which PFRS 16 applies and give rise to a right-of-use (ROU) asset. For the subsequent measurement, the seller-lessee shall determine 'lease payments' or 'revised lease payments' in a way that the seller-lessee would not recognize any amount of the gain or loss that relates to the right of use retained by the seller-lessee. Applying this subsequent measurement does not prevent the seller-lessee from recognizing any gain or loss relating to the partial or full termination of a lease. Any gain or loss relating to the partial or full termination of the lease does not relate to the right of use retained but to the right of use terminated. The amendments must be applied retrospectively. Earlier application is permitted.
- Amendments to PAS 1, *Noncurrent Liabilities with Covenants* – The amendments clarified that covenants to be complied with after the reporting date do not affect the classification of debt as current or noncurrent at the reporting date. Instead, the amendments require the entity to disclose information about these covenants in the notes to the financial statements. The amendments must be applied retrospectively. Earlier application is permitted. If applied in earlier period, the Company shall also apply Amendments to PAS 1 - Classification of Liabilities as Current or Noncurrent for that period.

Effective for annual periods beginning on or after January 1, 2025 -

- Amendments to PAS 21, *The Effects of Changes in Foreign Exchange Rates - Lack of Exchangeability* – The amendments clarify when a currency is considered exchangeable into another currency and how an entity determines the exchange rate for currencies that lack exchangeability. The amendments also introduce new disclosure requirements to help users of financial statements assess the impact when a currency is not exchangeable. An entity does not apply the amendments retrospectively. Instead, an entity recognizes any effect of initially applying the amendments as an adjustment to the opening balance of retained earnings when the entity reports foreign currency transactions. When an entity uses a presentation currency other than its functional currency, it recognizes the cumulative amount of translation differences in equity. Earlier application is permitted.

Deferred effectivity -

- Amendments to PFRS 10, *Consolidated Financial Statements*, and PAS 28 - *Sale or Contribution of Assets Between an Investor and its Associate or Joint Venture* – The amendments address a conflicting provision under the two standards. It clarifies that a gain or loss shall be recognized fully when the transaction involves a business, and partially if it involves assets that do not constitute a business. The effective date of the amendments, initially set for annual periods beginning on or after January 1, 2016, was deferred indefinitely in December 2015 but earlier application is still permitted.

Under prevailing circumstances, the adoption of the foregoing amendments to PFRS is not expected to have any material effect on the consolidated financial statements of the Group. Additional disclosures will be included in the consolidated financial statements, as applicable.

Basis of Consolidation

The consolidated financial statements of the Group comprise the financial statements of the Parent Company and its subsidiaries. Control is achieved when the Parent Company is exposed, or has rights, to variable returns from its involvement with the investee and has the ability to affect those returns through its power over the investee (i.e. existing rights that give it the current ability to direct the relevant activities of the investee).

When the Parent Company has less than majority of the voting or similar rights of an investee, the Parent Company considers all relevant facts and circumstances in assessing whether it has power over an investee, including:

- the contractual arrangement with the other vote holders of the investee;
- rights arising from other contractual arrangement; and
- the Parent Company's voting rights and potential voting rights.

The Parent Company re-assesses whether or not it controls an investee if facts and circumstances indicate that there are changes to one or more of the three elements of control. Consolidation of a subsidiary begins when the Parent Company obtains control over the subsidiary and ceases when the Parent Company loses control of the subsidiary. Assets, liabilities, income and expenses of a subsidiary acquired or disposed of during the year are included in the consolidated statements of income from the date the Parent Company gains control until the date the Parent Company ceases to control the subsidiary.

Profit or loss and each component of other comprehensive income (OCI) are attributed to the equity holders of the Parent Company and to the non-controlling interests, even if this results in the non-controlling interest having a deficit balance.

Non-controlling interest represents the portion of net results and net assets not held by the Parent Company. These are presented in the consolidated statements of financial position within equity, apart from equity attributable to equity holders of the Parent Company and are separately disclosed in the consolidated statements of income and consolidated statements of comprehensive income.

The financial statements of the subsidiaries are prepared for the same reporting period as the Parent Company. Consolidated financial statements are prepared using uniform accounting policies for similar transactions and other events in similar circumstances. Intercompany balances and transactions, including intercompany profits and losses, are eliminated.

A change in the ownership interest of a subsidiary, without loss of control, is accounted for as an equity transaction. If the Parent Company loses control over a subsidiary, it:

- Derecognizes the assets (including goodwill) and liabilities of the subsidiary;
- Derecognizes the carrying amount of any non-controlling interests;
- Derecognizes the cumulative translation differences recorded in equity, if any;

- Recognizes the fair value of the consideration received;
- Recognizes the fair value of any investment retained;
- Recognizes surplus or deficit in profit or loss; and
- Reclassifies the Parent Company's share of component previously recognized in OCI to profit or loss or retained earnings, as appropriate, as would be required if the Parent Company had directly disposed of the related assets or liabilities.

The assets and liabilities of JSIT are translated into the presentation currency of the Parent Company at the exchange rate as at reporting date while the income and expense accounts are translated at the weighted average exchange rates for the year. The resulting translation differences are presented as "Cumulative translation adjustments" under the equity account in the consolidated statements of financial position.

In 2017, VI entered into a subscription agreement with I-Professional for the subscription of 6,750 common shares of the latter, representing 25% interest, thereby reducing the ownership of the Parent Company in I-Professional from 100% to 75%. This resulted to an equity reserve amounting to ₱2.0 million.

Financial Assets and Liabilities

Date of Recognition. Financial assets and liabilities are recognized in the consolidated statements of financial position when the Group becomes a party to the contractual provisions of a financial instrument. In the case of a regular way purchase or sale of financial assets, recognition and derecognition, as applicable, is done using settlement date accounting.

Recognition and Initial Measurement. Financial instruments are recognized initially at fair value, which is the fair value of the consideration given (in case of an asset) or received (in case of a liability). The initial measurement of financial instruments, except for those designated at fair value through profit and loss (FVPL), includes transaction cost.

"Day 1" Difference. Where the transaction in a non-active market is different from the fair value of other observable current market transactions in the same instrument or based on a valuation technique whose variables include only data from observable market, the Group recognizes the difference between the transaction price and fair value (a "Day 1" difference) in profit or loss. In cases where there is no observable data on inception, the Group deems the transaction price as the best estimate of fair value and recognizes "Day 1" difference in profit or loss when the inputs become observable or when the instrument is derecognized. For each transaction, the Group determines the appropriate method of recognizing the "Day 1" difference.

Classification. The Group classifies its financial assets at initial recognition under the following categories: (a) financial assets at amortized cost, (b) financial assets at fair value through other comprehensive income (FVOCI) and, (c) financial assets at FVPL. The classification of a financial asset largely depends on the Group's business model and its contractual cash flow characteristics. Financial liabilities, on the other hand, are classified as either financial liabilities at FVPL or financial liabilities at amortized cost.

As at December 31, 2023 and 2022, the Group does not have financial assets at FVOCI and financial assets and liabilities at FVPL.

Financial Assets at Amortized Cost. A financial asset shall be measured at amortized cost if both of the following conditions are met:

- the financial asset is held within a business model whose objective is to hold financial assets in

- order to collect contractual cash flows; and
- the contractual terms of the financial asset give rise on specified dates to cash flows that are solely payments of principal and interest on the principal amount outstanding.

After initial recognition, financial assets at amortized cost are subsequently measured at amortized cost using the effective interest method, less allowance for impairment, if any. Amortized cost is calculated by taking into account any discount or premium on acquisition and fees that are an integral part of the effective interest rate. Gains and losses are recognized in profit or loss when the financial assets are derecognized or impaired or through the amortization process.

Cash, trade and other receivables (excluding advances to officers and employees), contract assets, amounts due from related parties and security deposits (included as part of “Other noncurrent assets” account) are classified under this category.

Financial Liabilities at Amortized Cost. Financial liabilities are categorized as financial liabilities at amortized cost when the substance of the contractual arrangement results in the Group having an obligation either to deliver cash or another financial asset to the holder, or to settle the obligation other than by the exchange of a fixed amount of cash or another financial asset for a fixed number of its own equity instruments.

These financial liabilities are initially recognized at fair value less any directly attributable transaction costs. After initial recognition, these financial liabilities are subsequently measured at amortized cost using the effective interest method. Amortized cost is calculated by taking into account any discount or premium on the issue and fees that are an integral part of the effective interest rate. Gains and losses are recognized in profit or loss when the liabilities are derecognized or through the amortization process.

Accounts payable and other current liabilities (excluding statutory payables and deferred output VAT), due to related parties, short-term loans, long-term loans and lease liabilities are classified under this category.

Reclassification

The Group reclassifies its financial assets when, and only when, it changes its business model for managing those financial assets. The reclassification is applied prospectively from the first day of the first reporting period following the change in the business model (reclassification date).

For a financial asset reclassified out of the financial assets at amortized cost category to financial assets at FVPL, any gain or loss arising from the difference between the previous amortized cost of the financial asset and fair value is recognized in profit or loss.

For a financial asset reclassified out of the financial assets at amortized cost category to financial assets at FVOCI, any gain or loss arising from a difference between the previous amortized cost of the financial asset and fair value is recognized in OCI.

A financial asset that has been designated at FVOCI may no longer be reclassified to a different category.

Impairment of Financial Assets at Amortized Cost

The Group recognizes an allowance for expected credit loss (ECL) based on the difference between the contractual cash flows due in accordance with the contract and all the cash flows that the Group expects to receive. The difference is then discounted at an approximation to the asset’s original effective interest rate.

For trade receivables and contract assets, the Group has applied the simplified approach in measuring ECL. Simplified approach requires that ECL should always be based on the lifetime ECL. The Group has established a provision matrix that is based on its historical credit loss experience, adjusted for forward-looking factors specific to the debtors and the economic environment and an assessment of both the current as well as the forecast direction of conditions at the reporting date, including time value of money where appropriate.

For other financial assets at amortized cost, which mainly comprise of cash in banks, due from related parties and security deposits (included as part of “Other noncurrent assets” account), the Group applies the general approach in measuring the ECL. The ECL is based on the 12-month ECL, which pertains to the portion of lifetime ECL that result from default events on a financial instrument that are possible within 12 months after the reporting date. However, when there has been a significant increase in credit risk since initial recognition, the allowance will be based on the lifetime ECL. When determining whether the credit risk of a financial asset has increased significantly since initial recognition, the Group considers reasonable and supportable information, that is available without undue cost or effort, and that is indicative of significant increases in credit risk since initial recognition.

A financial asset is credit-impaired when one or more events that have a detrimental impact on the estimated future cash flows of that financial asset have occurred. Evidence that a financial asset is credit-impaired includes observable data about the following events:

- significant financial difficulty of the issuer or the borrower;
- a breach of contract, such as a default or past due event;
- it is becoming probable that the borrower will enter bankruptcy or other financial reorganization;
- the disappearance of an active market for that financial asset because of financial difficulties; or
- the purchase or origination of a financial asset at a deep discount that reflects the incurred credit losses.

It may not be possible to identify a single discrete event - instead, the combined effect of several events may have caused financial assets to become credit-impaired.

The Group shall directly reduce the gross carrying amount of a financial asset when the Group has no reasonable expectations of recovering a financial asset in its entirety or a portion thereof.

Derecognition of Financial Assets and Liabilities

Financial Assets. A financial asset (or where applicable, a part of a financial asset or part of a group of similar financial assets) is derecognized when: the right to receive cash flows from the asset has expired;

- the Group retains the right to receive cash flows from the financial asset, but has assumed an obligation to pay them in full without material delay to a third party under a “pass-through” arrangement; or
- the Group has transferred its right to receive cash flows from the financial asset and either (a) has transferred substantially all the risks and rewards of the asset, or (b) has neither transferred nor retained substantially all the risks and rewards of the asset, but has transferred control of the asset.

When the Group has transferred its right to receive cash flows from a financial asset or has entered into a pass-through arrangement, and has neither transferred nor retained substantially all the risks and rewards of ownership of the financial asset nor transferred control of the financial asset, the financial asset is recognized to the extent of the Group’s continuing involvement in the financial asset. Continuing involvement that takes the form of a guarantee over the transferred financial asset is

measured at the lower of the original carrying amount of the financial asset and the maximum amount of consideration that the Group could be required to repay.

Financial Liabilities. A financial liability is derecognized when the obligation under the liability is discharged, cancelled or has expired.

When an existing financial liability is replaced by another from the same lender on substantially different terms, or the terms of an existing liability are substantially modified, such an exchange or modification is treated as a derecognition of the original liability and the recognition of a new liability, and the difference in the respective carrying amounts is recognized in the profit or loss.

Offsetting of Financial Assets and Liabilities

Financial assets and financial liabilities are offset and the net amount reported in the consolidated statements of financial position if, and only if, there is a currently enforceable legal right to offset the recognized amounts and there is intention to settle on a net basis, or to realize the asset and settle the liability simultaneously. This is not generally the case with master netting agreements, and the related assets and liabilities are presented gross in the consolidated statements of financial position.

Classification of Financial Instrument between Liability and Equity

A financial instrument is classified as liability if it provides for a contractual obligation to:

- deliver cash or another financial asset to another entity;
- exchange financial assets or financial liabilities with another entity under conditions that are potentially unfavorable to the Group; or
- satisfy the obligation other than by the exchange of a fixed amount of cash or another financial asset for a fixed number of own equity shares.

If the Group does not have an unconditional right to avoid delivering cash or another financial asset to settle its contractual obligation, the obligation meets the definition of a financial liability.

Cost to Obtain a Contract with a Customer

The Group recognizes an asset for the incremental cost of obtaining a contract with a customer if the Group expects to recover those costs. Otherwise, those costs are recognized as expense when incurred. The incremental costs of obtaining a contract are those costs that the Group incurs to obtain a contract.

Contract Balances

Contract Assets. A contract asset represents the Group's right to consideration in exchange for goods or services that the Group has transferred to a customer when that right is conditioned on something other than a passage of time. Contract assets are reclassified to trade receivables when payment is due from the customers.

Contract Liabilities. A contract liability represents the Group's obligation to transfer goods to a customer for which the Group has received consideration from the customer. Contract liabilities are recognized as revenue when the Group performs its obligations under the contract.

Other Current Assets

Other current assets mainly include creditable withholding taxes (CWT), prepayments, inventories, deferred input value-added tax (VAT), input VAT, and contract assets.

CWT. CWT represents the amount withheld by the Group's customer in relation to its income. CWT can be utilized as payment for income taxes provided that these are properly supported by certificates of creditable tax withheld at source subject to the rules on Philippine income taxation.

Prepayments. Prepayments represent expenses not yet incurred but already paid. Prepayments are initially recorded as assets and measured at the amount of consideration paid. Subsequently, these are charged to expense as these are consumed in operations or expire with the passage of time. Prepayments that are expected to be incurred no more than 12 months after the reporting date are classified as current assets. Otherwise these are classified as noncurrent assets.

Inventories. Inventories are valued at the lower of cost and NRV. Cost is determined using the weighted average method. All costs directly attributable to acquisition such as the purchase price, transport cost and taxes that are not subsequently recoverable from tax authorities are included as part of the cost of inventories.

The NRV of inventories is the estimated selling price in the ordinary course of business, less estimated costs necessary to make the sale. In determining the NRV, the Group considers any adjustment necessary for obsolescence.

When the NRV of inventories is lower than its cost, the inventories are written down to its NRV and the excess of the cost over the NRV is charged to profit or loss.

VAT

VAT represents the net amount of VAT recoverable from or payable to the tax authorities. Revenues, expenses and assets are recognized net of the amount of VAT, except:

- where the tax incurred on a purchase of assets or services is not recoverable from the taxation authority, in which case the tax is recognized as part of the cost of acquisition of the asset or as part of the expense item as applicable; and
- receivables and payables that are stated with the amount of tax included.

The net amount of VAT recoverable from or payable to the tax authorities is presented either as part of "Other current assets" or "Statutory payables" line item under "Accounts payable and other current liabilities" accounts in the consolidated statements of financial position.

Deferred Input VAT. Deferred input VAT represents the unamortized amount of input VAT on capital goods with an aggregate acquisition cost in each of the calendar months exceeding ₱1.0 million claimed and credit against output VAT over 60 months or the estimated useful lives of capital goods, whichever is shorter.

Deferred input VAT on capital goods is classified as current assets if it is expected to be claimed against output VAT over no more than 12 months after the reporting date. Otherwise these are classified as noncurrent assets.

Where the aggregate acquisition cost (exclusive of VAT) of the existing or finished depreciable capital goods purchased or imported during any calendar month does not exceed ₱1.0 million or if the purchase was made on or after January 1, 2022, the total input VAT will be allowable as credit against output VAT in the month of acquisition.

Deferred input VAT also represents the unpaid portion of availed services.

Deferred Output VAT. Deferred output VAT represents the VAT amount on credit sales that is not due to the tax authority until the corresponding amount of receivable is collected. This is recorded under

“Trade and other payables” account in the consolidated statements of financial position.

Investments in Associates

An associate is an entity in which the Group has significant influence. Significant influence is the power to participate in the financial and operating policy decisions of the investee, but is not control or joint control over those policies.

The investments in associates are accounted for under the equity method in the consolidated financial statements. Under the equity method, the investments in associates are initially recognized at cost. Subsequent to initial recognition, the Group recognizes income to the extent of its share in the profit or loss of the associates. Distributions received reduce the carrying amount of the investments.

The carrying amounts of the investments are adjusted to recognize changes in the share of the Group in the net asset of the associates since the acquisition date. When the Group’s share of losses in an associate equals or exceeds its interest in the associate, including any other unsecured receivables, the Group does not recognize further losses, unless it has incurred obligations or made payments on behalf of the associate.

The Group determines at the end of each reporting date whether there is any objective evidence that investment is impaired. If this is the case, the amount of impairment is calculated as the difference between the carrying amount of the investment and its recoverable amount and recognized in profit or loss.

Upon loss of significant influence over the associate, the Group measures and recognizes any retained investment at its fair value. Any difference between the carrying amount of the investment in associate upon loss of significant influence and the fair value of the retained investment and proceeds from disposal is recognized in profit or loss.

Property and Equipment

Property and equipment are stated at cost less accumulated depreciation and amortization and any accumulated impairment in value.

The initial cost of property and equipment comprises its purchase price, including nonrefundable purchase taxes and any directly attributable costs of bringing the property and equipment to its working condition and location for its intended use. Expenditures incurred after the property and equipment have been put into operations, such as repairs and maintenance, are normally charged to expense in the period the costs are incurred. In situations where it can be clearly demonstrated that the expenditures have resulted in an increase in the future economic benefits expected to be obtained from the use of an item of property and equipment beyond its originally assessed standard of performance, the expenditures are capitalized as an additional cost of property and equipment.

Each part of an item of property and equipment with a cost that is significant in relation to the total cost of the item is depreciated and amortized separately.

Depreciation and amortization are computed using the straight-line method over the estimated useful lives of the assets as follows:

Category	Number of Years
Transportation equipment	5
Office and IT equipment	3 to 5
Furniture and fixtures	2 to 3

Leasehold improvements

5 or lease term, whichever is shorter

The estimated useful lives and depreciation and amortization method are reviewed periodically to ensure that the periods and method of depreciation and amortization are consistent with the expected pattern of economic benefits from items of property and equipment.

When assets are retired or otherwise disposed of, both the cost and related accumulated depreciation and amortization are removed from the accounts and any resulting gain or loss is recognized in profit or loss.

Fully-depreciated and amortized assets are retained as property and equipment until these are no longer in use.

Computer Software

Computer software is stated at cost less accumulated amortization and any impairment in value. The Group capitalizes computer software licensing costs which are being amortized, once available for its intended use, using the straight-line method over three years, the estimated finite useful life of the computer software. The amortization of the computer software is included under "Depreciation and amortization" account in the consolidated statements of comprehensive income.

The estimated useful life and amortization method are reviewed regularly to ensure that the period and method of amortization are consistent with the expected pattern of economic benefits from the computer software.

An item of computer software is derecognized upon disposal or when no future economic benefits are expected from its use or disposal. Any gain or loss arising from derecognition of the asset (calculated as the difference between the net disposal proceeds and the carrying amount of the asset) is recognized in profit or loss in the year the asset is derecognized.

The carrying amount of the computer software is recognized as part of "Other noncurrent assets" account in the consolidated statements of financial position.

Impairment of Nonfinancial Assets

Nonfinancial assets are reviewed for impairment when events or changes in circumstances indicate that the carrying amount may not be recoverable. The Group assesses at each reporting date whether there is an indication that an asset may be impaired. If any such indication exists, or when annual impairment testing for an asset is required, the Group makes an estimate of the asset's recoverable amount. An asset's recoverable amount is the higher of an asset's or cash-generating unit's fair value less costs to sell and its value in use and is determined for an individual asset, unless the asset does not generate cash inflows that are largely independent of those from other assets or groups of assets. Where the carrying amount of an asset exceeds its recoverable amount, the asset is considered impaired and is written down to its recoverable amount. In assessing value in use, the estimated future cash flows are discounted to their present value using a pre-tax discount rate that reflects current market assessments of the time value of money and the risks specific to the asset. Impairment losses of continuing operations are recognized in profit or loss in those expense categories consistent with the function of the impaired asset.

An assessment is made at each reporting date as to whether there is any indication that previously recognized impairment losses may no longer exist or may have decreased. If such indication exists, the recoverable amount is estimated. A previously recognized impairment loss is reversed only if there has been a change in the estimates used to determine the asset's recoverable amount since the last impairment loss was recognized. If that is the case, the carrying amount of the asset is increased to its recoverable amount. That increased amount cannot exceed the carrying amount that would

have been determined, had no impairment loss been recognized for the asset in prior years. Such reversal is recognized in profit or loss unless the asset is carried at revalued amount, in which case the reversal is treated as a revaluation increase. After the reversal, the depreciation and amortization charge is adjusted in future periods to allocate the asset's revised carrying amount, less any residual value, on a systematic basis over its remaining useful life.

Deposits for Stock Subscriptions

Deposits for stock subscriptions represent funds received from existing or potential stockholders to be applied as payment for future issuance of capital stock. Deposits for stock subscriptions are recognized as equity if and only if, all of the following elements forth by the SEC are present as of end of the reporting period:

- The unissued authorized capital stock of the entity is insufficient to cover the amount of shares indicated in the contract, unless the deposit is specific for a proposed increase in capital;
- There is BOD approval on the proposed increase in authorized capital stock (for which a deposit was received by the corporation);
- There is stockholders' approval of said proposed increase; and
- The application for the approval of the proposed increase has been presented for filing or has been filed with the SEC.

If any or all of the foregoing elements are not present, the deposits for stock subscriptions are recognized as liability.

Equity

Capital Stock and APIC. Capital stock is measured at the par value for all shares issued. Excess of proceeds or fair value of consideration received over par value of shares issued is recognized as APIC. Incremental costs, net of tax, incurred that are directly attributable to the issuance of new shares are recognized in equity as a reduction from related APIC or as an addition to Parent Company's deficit balance.

Equity Reserve. Equity reserve pertains to the difference between the amount by which the non-controlling interests are adjusted and the fair value of the consideration received as a result of change in the ownership interest of a subsidiary.

Retained Earnings (Deficit). Retained earnings (Deficit) represents the cumulative balance of the net income or loss, net of any dividend declaration.

Other Comprehensive Income (OCI). OCI comprises of items of income and expenses that are not recognized in profit or loss. OCI represents cumulative unrealized gains on fair value changes on investment in equity securities, cumulative remeasurement losses on retirement liability and cumulative translation adjustments.

Revenue Recognition

Revenue from Contract with Customers

Revenue from contract with customers is recognized when the performance obligation in the contract has been satisfied, either at a point in time or over time. Revenue is recognized over time if one of the following criteria is met: (a) the customer simultaneously receives and consumes the benefits as the Group perform its obligations; (b) the Group's performance creates or enhances an asset that the customer controls as the asset is created or enhanced; or (c) the Group's performance does not create an asset with an alternative use to the Group and the Group has an enforceable right to payment for performance completed to date. Otherwise, revenue is recognized at a point in time.

The Group's revenue from contracts with customers generally include broadband service contracts which are either offered separately or bundled with software licenses, contracts on sale and/or installation of software licenses, management service contracts and manpower augmentation service contracts.

Revenue from broadband service contracts offered separately, management service contracts and manpower augmentation service contracts are based on a fixed sales price and are recognized over time as the customer simultaneously receives and consumes the benefits provided by the Group.

Revenue from contracts on sale and/or installation of software licenses are recognized at the point in time when substantial control on the goods or service is transferred to the customer. The revenue from these contracts are based on a fixed sales price.

Revenue from broadband service contracts bundled with software licenses comprises two performance obligations, the promise to provide broadband service and transfer software licenses, which are distinct and separately identifiable. Accordingly, the Group allocates the transaction price based on the relative stand-alone selling prices of the broadband services and software license. The Group recognizes revenue from broadband services over time as the customer simultaneously receives and consumes the benefits provided by the Group. Revenue from the transfer of software licenses is recognized at a point in time, generally upon the delivery of the software licenses when the control of the goods is transferred to the customers.

Revenue is disaggregated and presented as "Service fees" and "Sale of goods" accounts, respectively, in the consolidated statements of income.

Service Fees. Fees are recognized when the related services have been rendered.

Sale of Goods. Sale of goods is recognized when the significant risks and rewards of ownership of the goods have passed to the buyer and the amount of revenue can be measured reliably. Revenue from sale of goods is measured at the fair value of the consideration received, excluding sales taxes, and net of discounts, returns and rebates, if any.

The Group also assesses its revenue arrangements to determine if it is acting as a principal or as an agent. The Group has assessed that it acts as a principal in all of its revenue sources.

Revenue outside the scope of PFRS 15 is recognized as follows:

Interest Income. Income is recognized as the interest accrues taking into account the effective yield on the assets.

Other Income. Income from other sources is recognized when earned.

Cost and Expense Recognition

Costs and expenses are recognized in profit or loss when a decrease in future economic benefits related to a decrease in an asset or an increase in a liability, other than distributions to equity participants, has arisen that can be measured reliably.

Cost of Services. Cost of services mainly pertains to the salaries of manpower rendering the broadband services and installation of licenses, as well as the salaries of deployed employees under the manpower augmentation contracts. These are recognized as the services are rendered.

Cost of Sales. Cost of sales mainly pertains to purchase cost of software licenses. These are generally

recognized when related goods are sold.

Operating Expenses. Operating expenses constitute costs of administering the business and costs incurred to sell and market the services. These are expensed as incurred.

Interest Expense. Interest expense arising from borrowed funds are recognized in profit or loss using the effective interest method.

Employee Benefits

Short-term Benefits. Short-term employee benefits are expensed as the related service is provided. A liability is recognized for the amount expected to be paid if the Group has a present legal or constructive obligation to pay this amount as a result of past service provided by the employees and the obligation can be estimated reliably.

Retirement Benefits. The Group has an unfunded, noncontributory defined benefit plan covering all qualified employees. The retirement liability is determined using the projected unit credit method which reflects services rendered by employees to the date of valuation and incorporates assumptions concerning employees' projected salaries.

The Group recognizes service costs, comprising of current service costs and interest costs in profit or loss.

Current service costs pertain to the increase in the present value of a defined benefit obligation resulting from employee service in the current period.

Interest on the retirement liability is the change during the period in the retirement liability that arises from the passage of time which is determined by applying the discount rate based on government bonds to the retirement liability. Interest is calculated by applying the discount rate to the retirement liability.

Remeasurements comprising actuarial gains and losses are recognized immediately in OCI in the period in which they arise. Remeasurements are not reclassified to profit or loss in subsequent periods.

The present value of the defined benefit liability is determined by discounting the estimated future cash outflows using interest rate on government bonds that have terms to maturity approximating the terms of the related retirement liability.

Actuarial valuations are made with sufficient regularity that the amounts recognized in the consolidated financial statements do not differ materially from the amounts that would be determined at the reporting date.

Leases

The Group assesses whether the contract is, or contains, a lease. To assess whether a contract conveys the right to control the use of an identified assets for a period of time, the Group assesses whether, throughout the period of use, it has both of the following:

- a) the right to obtain substantially all of the economic benefits from the use of the identified asset; and
- b) the right to direct the use of the identified asset.

If the Group has the right to control the use of an identified asset for only a portion of the term of the contract, the contract contains a lease for that portion of the term. The Group also assesses whether a contract contains a lease for each potential separate lease component.

The Group as a Lessee. At the commencement date, the Group recognizes ROU assets and lease liabilities for all leases, except for leases with lease terms of 12 months or less (short-term leases) and leases for which the underlying asset is of low value, in which case the lease payments associated with those leases are recognized as an expense in profit or loss on a straight-line basis.

For leases with lease terms of 12 months or less but with an option to extend the lease, the management assesses whether there is reasonable certainty that the Group will extend the lease, by considering all relevant facts and circumstances that create an economic incentive for the lessee to extend or terminate the lease, to determine the appropriate lease term.

ROU Assets. At commencement date, the Group measures ROU assets at cost, which is comprised of the following:

- a) the amount of the initial measurement of lease liabilities;
- b) any lease payments made at or before the commencement date less any lease incentives received;
- c) any initial direct costs; and
- d) an estimation of costs to be incurred by the Group in dismantling and removing the underlying asset, when applicable.
- e) After the commencement date, the ROU assets are carried at cost less accumulated amortization and any accumulated impairment losses, and adjusted for any remeasurement of the related lease liabilities. The ROU assets are amortized over the shorter of the lease terms or the useful lives of the underlying assets.

Lease Liabilities. At commencement date, the Group measures a lease liability at the present value of future lease payments using the interest rate implicit in the lease, if that rate can be readily determined. Otherwise, the Group uses its incremental borrowing rate.

Lease payments included in the measurement of a lease liability consist of the following:

- a) fixed payments, including in-substance fixed payments;
- b) variable lease payments that depend on an index or a rate, initially measured using the index or rate as at the commencement date;
- c) amounts expected to be payable by the lessee under residual value guarantees; and
- d) the exercise price under a purchase option that the Group is reasonably certain to exercise; lease payments in an optional renewal period if the Group is reasonably certain to exercise an extension option; and penalties for early termination of a lease unless the Group is reasonably certain not to terminate early.

A lease liability is subsequently measured at amortized cost. Interest on the lease liability and any variable lease payments not included in the measurement of lease liability are recognized in profit or loss unless these are capitalized as costs of another asset. Variable lease payments not included in the measurement of the lease liability are recognized in profit or loss when the event or condition that triggers those payments occurs.

If there is a change in the lease term or if there is a change in the assessment of an option to purchase the underlying asset, the lease liability is remeasured using a revised discount rate after considering the revised lease payments on the basis of the revised lease term or reflecting the change in amounts payable under the purchase option. The lease liability is also remeasured using the revised lease

payments if there is a change in the amounts expected to be payable under a residual value guarantee or a change in future lease payments resulting from a change in an index or a rate used to determine those payments.

Income Taxes

Current Tax. Current tax is the expected tax payable on the taxable income for the year, using the tax rate enacted or substantively enacted at the reporting date.

Deferred Tax. Deferred tax is provided on all temporary differences at the reporting date between the tax bases of assets and liabilities and their carrying amounts for financial reporting purposes.

Deferred tax liabilities are recognized for all taxable temporary differences. Deferred tax assets are recognized for all deductible temporary differences and carry forward benefits of unused tax credits from net operating loss carry-over (NOLCO) and excess of minimum corporate income taxes (MCIT) over regular corporate income tax (RCIT) to the extent that it is probable that future taxable profit will be available against which the deductible temporary differences and unused tax credits from NOLCO and excess of MCIT over RCIT can be utilized.

The carrying amount of deferred tax assets is reviewed at each reporting date and reduced to the extent that it is no longer probable that sufficient future taxable profit will be available to allow all or part of the deferred tax assets to be utilized. Unrecognized deferred tax assets are reassessed at each reporting date and are recognized to the extent that it has become probable that future taxable profit will allow the deferred tax assets to be recovered.

Deferred tax assets and liabilities are measured at the tax rate that are expected to apply to the period when the asset is realized or the liability is settled, based on tax rate and tax laws in effect at the reporting date.

Deferred tax is recognized in profit or loss, except to the extent that it relates to items directly recognized in OCI.

Deferred tax assets and liabilities are offset, if a legally enforceable right exists to set off current tax assets against current tax liabilities and the deferred taxes relate to the same taxable entity and the same taxation authority.

Earnings Per Share (EPS) Attributable to the Equity Holders of the Parent

Basic EPS is computed by dividing net income for the year attributable to common shareholders by the weighted average number of common stock outstanding during the year with retroactive adjustments for any stock dividends declared and stock split.

Diluted EPS is calculated by adjusting the weighted average number of common stock outstanding to assume conversion of all potential dilutive common stock.

Where the EPS effect of potential dilutive common stock would be anti-dilutive, basic and diluted EPS are stated at the same amount.

Related Party Relationships and Transactions

A related party relationship exists when one party has the ability to control, directly, or indirectly through one or more intermediaries, or exercise significant influence over the other party in making financial and operating decisions. Such relationships also exist between and/or among entities which are under common control with the reporting entity, or between, and/or among the reporting entity and its key management personnel, directors or its stockholders. In considering each possible related party relationship, attention is directed to the substance of the relationship, and not merely to the

legal form.

A related party transaction is a transfer of resources, services or obligation between a reporting entity and a related party.

A related party transaction is considered material if the transaction/s, either individually, or in aggregate over a twelve-month period with the same related party, amounts to ten percent (10%) or higher of a Group's total consolidated assets based on its latest consolidated financial statements.

Operating Segments

For management purposes, the Group's operating segments are organized and managed separately according to the nature of the services offered.

The Group's identified operating segments are consistent with the segments reported to the BOD, which is the Group's chief operating decision maker. Financial information on the operating segments are presented in Note 23.

Foreign Currency Translations

Transactions in foreign currencies are recorded using the exchange rate prevailing at the date of the transaction. Monetary assets and liabilities denominated in foreign currencies are restated using the rate of exchange prevailing at the reporting date. Foreign exchange differences between the rate at transaction date and the rate at settlement date or consolidated financial statement date are credited to or charged against current operations.

The Group determines the functional currency for each entity within the Group and items included in the financial statements of each entity are measured using that functional currency. For the subsidiary whose functional currency is different from the presentation currency, the Group translates the results of its operations and financial position into the presentation currency. As at the financial reporting date, the assets and liabilities presented (including comparatives) are translated into the presentation currency at the closing rate of exchange prevailing at the financial reporting date while the capital stock and other equity balances are translated at historical exchange rates. The income and expense presented in profit or loss (including comparatives) are translated at the exchange rates at the dates of the transactions, where determinable, or at the weighted exchange average rate during the reporting period. The exchange differences arising from the translation to the presentation currency are recognized as a separate component of equity under the "Cumulative translation adjustment" account in the consolidated statements of financial position.

The functional currency of the Group's subsidiaries is Philippine Peso, except for JSIT which is US Dollar.

Provisions and Contingencies

Provisions are recognized when the Group has a present obligation (legal or constructive) as a result of a past event, it is probable that an outflow of resources embodying economic benefits will be required to settle the obligation, and a reliable estimate can be made of the amount of the obligation.

Contingent liabilities are not recognized in the consolidated financial statements. These are disclosed in the notes to consolidated financial statements unless the possibility of an outflow of resources embodying economic benefits is remote. Contingent assets are not recognized in the consolidated financial statements but are disclosed when an inflow of economic benefits is probable.

Events After the Reporting Date

Post year-end events that provide additional information about the Group's consolidated financial position at the end of reporting year (adjusting events) are reflected in the consolidated financial statements. Post year-end events that are not adjusting events are disclosed in the notes to consolidated financial statements when material.

3. Significant Judgments, Accounting Estimates and Assumptions

The preparation of the Group's consolidated financial statements in accordance with PFRS requires management to make judgments, accounting estimates and assumptions that affect the application of accounting policies and the amounts of assets, liabilities, income and expenses reported in the consolidated financial statements at the reporting date. The judgments and accounting estimates and assumptions used in the consolidated financial statements are based upon management's evaluation of relevant facts and circumstances as of the date of the consolidated financial statements. While the Group believes that the assumptions are reasonable and appropriate, significant differences in the actual experience or significant changes in the assumptions may materially affect the estimated amounts. Actual results could differ from such estimates. Such estimates will be adjusted accordingly when the results become determinable.

Judgments, accounting estimates and assumptions are continually evaluated and are based on historical experiences and other factors, including expectations of future events that are believed to be reasonable under the circumstances.

Judgments

In the process of applying the Group's accounting policies, management has made the following judgments, apart from those involving estimations, which have the most significant effect on the amounts recognized in the consolidated financial statements:

Determining Control over Subsidiaries. The Group determines that it has control over its subsidiaries by considering, among others, its power over the investee, exposure or rights to variable returns from its involvement with the investee, and the ability to use its power over the investee to affect its returns. The following factors are also considered:

- the contractual arrangement with the other vote holders of the investee
- rights arising from other contractual agreements
- the Group's voting rights and potential voting rights

Determining Significant Influence over the Investee. The Group determines that it has significant influence when it has a holding of 20% to 50% of the voting power of the investee, unless it can be clearly demonstrated that this is not the case. Conversely, a holding of less than 20% of the voting power is presumed not to give rise to significant influence, unless it can be clearly demonstrated that there is in fact significant influence.

The Group has determined that it has significant influence over the following investees as at December 31, 2023 and 2022:

NOW TEL

On April 20, 2022, the Group assessed that it has significant influence over NOW TEL when it increased its equity ownership from 19% to 24.23%. Accordingly, the investment was reclassified from investment in equity securities at FVOCI to investment in an associate. Critical judgment was exercised to assess whether the Group demonstrates significant influence over NOW TEL, such as the representation of the Group in the BOD of NOW TEL, participation in the policy-making process, and existence of material transactions between the Group and NOW TEL. On this basis, the Group has

assessed that it has significant influence over NOW TEL and classified the investments as investment in an associate as at December 31, 2023 and 2022.

Softweb Consulting, Inc. (Softweb)

The Group considers its 50% equity interest in Softweb as an investment in an associate. Critical judgment was exercised to assess the facts and circumstances indicating the elements of control or level of influence of the Group over Softweb, such as the representation on the BOD of Softweb wherein the Group has two (2) representatives out of the five (5) BOD members. On this basis, the Group has determined that it has significant influence, but neither control nor joint control, over the financial and operating policy decisions over Softweb.

Classifying Lease Commitments – the Group as a Lessee. The Group has entered into leases for office spaces, parking spaces and roof decks. The Group recognized lease liabilities on the Group's noncancellable leases, based on the present value of lease payments over the lease term using the Group's incremental borrowing rate, and ROU assets based on the amount of lease liabilities, adjusted by the amount of any prepaid or accrued rent.

The Group availed the exemption for short-term leases on its lease of parking spaces and certain office space and roof decks with terms of 12 months or less. Accordingly, lease payments on these short-term leases are recognized as expense on a straight-line basis over the lease term.

The carrying amounts of the Group's ROU asset and lease liability as at December 31, 2023 and 2022 are disclosed in Note 14. Rent expense on short-term leases in 2023, 2022 and 2021 are disclosed in Note 14.

Classifying Financial Instruments. The Group exercises judgment in classifying a financial instrument, or its component parts, on initial recognition as either a financial asset, a financial liability or an equity instrument in accordance with the substance of the contractual arrangement and the definitions of a financial asset, a financial liability or an equity instrument. The substance of a financial instrument, rather than its legal form, governs its classification in the consolidated statements of financial position.

The Group has assessed that the financial assets and liabilities of the Group are classified as financial instruments at amortized cost. The preferred stock of the Parent Company as at December 31, 2023 and 2022 is classified as equity in the consolidated statements of financial position (see Note 11). The Company does not have any contractual obligation to deliver cash or another financial asset as a result of the issuance of its outstanding preferred stock.

Estimates and Assumptions

The key assumptions concerning the future and other key sources of estimation uncertainty at the financial reporting date, that have a significant risk of causing a material adjustment to the carrying amounts of assets and liabilities within the next reporting year are discussed below.

Assessing the ECL on Financial Assets at Amortized Cost. The Group estimates ECL on trade receivables and contract assets using a provision matrix that is based on days past due for groupings of various customer segments that have similar loss patterns. Depending on the diversity of its debtor's base, the Group uses its historical credit loss experience adjusted for forward-looking factors, as appropriate.

For other financial assets at amortized cost, the Group applies the general approach in measuring the ECL. The Group assessed that cash in banks are deposited with reputable counterparty banks that possess good credit ratings. For security deposits on lease contracts, the Group considered the financial capacity of the lessors to refund the deposits once the lease agreement has been terminated. For related party transactions, the Group considered the available liquid assets of the

related parties, letter of support from the stockholders and the mitigation of credit exposure through legally enforceable rights.

The Group assesses that a financial asset is considered credit impaired when one or more events that have a detrimental effect on the estimated future cash flows of the asset have occurred, such as significant financial difficulty of the borrower.

The provision for impairment loss on trade and other receivables recognized by the Group in 2023, 2022 and 2021 are disclosed in Note 17.

The carrying amounts of financial assets at amortized cost are disclosed in Notes 4, 5, 6 and 12.

Determining the NRV of Inventories. The Group estimates the allowance for inventory losses related to telecommunication tools and supplies whenever the NRV of these inventories becomes lower than cost due to damage, physical deterioration or obsolescence.

No write-down of inventory was recognized in 2023, 2022 and 2021. Carrying amount of inventories at cost as at December 31, 2023 and 2022 are disclosed in Note 6.

Estimating the Useful Lives of Property and Equipment, ROU Assets, and Computer Software. The useful lives of the Group's property and equipment, ROU assets, and computer software are estimated based on the period over which the assets are expected to be available for use. The estimated useful lives are reviewed and updated if expectations differ from previous estimates.

There were no changes in the useful lives of the Group's property and equipment, ROU assets, and computer software in 2023, 2022 and 2021.

Depreciation and amortization recognized in 2023, 2022 and 2021 are disclosed in Note 8. The carrying amounts of property and equipment, ROU assets and computer software as at December 31, 2023 and 2022 are disclosed in Notes 6, 8 and 14.

Assessing the Impairment of Nonfinancial Assets. The Group assesses impairment on its nonfinancial assets whenever events or changes in circumstances indicate that the carrying amount of these assets may not be recoverable. The factors that the Group considers important which could trigger an impairment review include the following:

- significant underperformance relative to expected historical or projected future operating results;
- significant changes in the manner of use of the acquired assets or the strategy for overall business; and
- significant negative industry or economic trends.

Management has assessed that there are no indications of impairment on the nonfinancial assets in 2023, 2022 and 2021.

The carrying amounts of the nonfinancial assets are disclosed in Notes 6, 7, 8 and 14.

Estimating the Retirement Liability. The determination of the liability and costs of retirement benefits is dependent on the assumptions used by the actuary in calculating such amounts. Actual results that differ from the Group's assumptions are accumulated and recorded in OCI. While the Group believes that the assumptions are reasonable and appropriate, significant differences in the actual experience or significant changes in the assumptions may materially affect the retirement liability.

Retirement expense recognized in 2023, 2022 and 2021 and the retirement liability as at December 31, 2023 and 2022 are disclosed in Note 13.

Assessing the Recognition of Deferred Tax Assets. The carrying amount of deferred tax assets at each reporting date are reviewed and reduced to the extent that it is no longer probable that sufficient taxable profit will be available to allow all or part of the deferred tax assets to be utilized. The Group's assessment on the recognition of deferred tax assets on deductible temporary differences is based on the forecasted taxable income of the subsequent reporting periods. This forecast is based on the Group's past results and future expectations on revenue and expenses.

The details of deferred tax assets as at December 31, 2023 and 2022 are disclosed in Note 18. The Group did not recognize the deferred tax assets as it has assessed that it is not probable that sufficient taxable profit will be available to allow all or part of the deferred tax assets to be utilized.

4. Cash

This account consists of:

	March 31, 2024	2023	2022
Cash on hand	₱165,000	₱125,395	₱115,000
Cash in banks	20,036,335	45,234,649	14,236,917
	20,201,335	₱45,360,044	₱14,351,917

As at March 31, 2024 and March 31, 2023, the total cash amounted to Php20,201,335 and P10,934,837 respectively. Cash in banks earn interest at prevailing bank deposit rates.

Details of interest income recognized in profit or loss are presented below:

	Note	2023	2022	2021
Cash in banks		₱23,556	₱36,553	₱30,631
Due from related parties	12	7,092,276	7,078,902	7,092,276
		₱7,115,832	₱7,115,455	₱7,122,907

5. Trade and Other Receivables

This account consists of:

	Note	2023	2022
Trade:			
Related parties	12	421,492,629	₱361,539,030
Third parties		88,174,203	91,479,299
Advances to officers and employees		4,274,427	4,293,485
		513,941,259	457,311,814
Less allowance for impairment loss		42,662,944	42,662,944
		₱471,278,315	₱414,648,870

The Trade and other Receivables amounted to Php503,307,646 and Php 422,194,238 as at March 31, 2024 and 2023, respectively.

Trade receivables from third parties are noninterest-bearing and are generally on a 30 to 60 days term.

Advances to officers and employees pertain to cash advances for use in day-to-day operations and are liquidated within one month from the date of grant of cash advance.

Movements in allowance for impairment loss on trade receivables are as follows:

	Note	2023	2022
Balance at beginning of year		₱42,662,944	₱40,317,062
Provision	17	—	2,345,882
Balance at end of year		₱42,662,944	₱42,662,944

6. Other Assets

Other Current Assets

This account consists of:

	Note	2023	2022
CWT		₱21,794,834	₱20,683,436
Prepayments		7,253,554	7,183,620
Inventories		7,185,806	5,793,036
Deferred input VAT		6,971,730	3,152,977
Input VAT		4,096,232	2,953,327
Contract assets	15	1,370,685	1,370,685
Others		777,456	777,456
		₱49,450,297	₱41,914,537

Inventories, pertaining to telecommunication tools and supplies, are measured at lower of cost and NRV. Cost of inventories charged to cost of sales and services amounted to ₱1.7 million, ₱4.2 million and ₱3.8 million in 2023, 2022 and 2021, respectively. This is presented as part of “Cost of VAS and other service agreements” line item in the “Cost of sales and services” account in the consolidated statements of comprehensive income.

Other Current Assets amounted to Php 63,815,284 and P46,204,461 as at March 31, 2024 and 2023, respectively.

Other Noncurrent Assets

This account consists of:

	Note	2023	2021
Computer software		₱1,118,210	₱1,696,757
Security deposits	14	1,406,996	1,391,368
Trademarks		75,210	75,210
		₱2,600,416	₱3,163,335

Movements in the computer software are as follows:

	Note	2023	2022
Cost			
Balance at beginning of year		₱8,384,442	₱8,017,672
Additions		1,729,537	366,770
Balance at end of year		10,113,979	8,384,442
Accumulated Amortization			
Balance at beginning of year		6,687,685	4,268,246
Amortization	8	2,308,084	2,419,439
Balance at end of year		8,995,769	6,687,685
Carrying Amount		₱1,118,210	₱1,696,757

Other Non-Current Assets amounted to Php 3,542,431 and Php 3,510,251 as at March 31, 2024 and 2023, respectively.

7. Investments and Advances

This account consists of the following:

	2023	2022
Investments in and advances to associates:		
NOWTEL	₱2,192,223,043	₱2,196,069,138
Softweb	—	—
	₱2,192,223,043	₱2,196,069,138

Investment in NOWTEL

The details of the Parent Company's investment in NOW TEL are as follows.

	2023		2022	
	Number of Shares	Ownership Percentage	Number of Shares	Ownership Percentage
Beginning of year	3,656,580	24%	2,656,580	19%
Additions/Increase	—	—	1,000,000	5%
End of year	3,656,580	24%	3,656,580	24%

Movements in the Parent Company's investment in NOW TEL are as follows:

	2023	2022
Balance at beginning of year	₱2,196,069,138	₱—
Share in net income (loss)	(3,846,095)	110,234
Reclassification from investment in equity securities at FVOCI	—	1,595,958,904
Application of advances for investment	—	600,000,000
Carrying amount	₱2,192,223,043	₱2,196,069,138

The summarized financial information of NOW TEL as at and for the years ended December 31, 2023 and 2022 is as follows:

	2023	2022
Total current assets	₱549,622,140	₱478,876,574
Total noncurrent assets	571,013,040	547,065,204
Total current liabilities	220,845,001	165,845,082
Total noncurrent liabilities	95,582,285	40,857,578
Revenues	57,580,830	70,173,017
Net income (loss) / total comprehensive income (loss)	(15,873,275)	682,420

On February 22, 2018, NOW TEL secured an extension of its congressional franchise for a period of 25 years or until 2043 under Republic Act No. 10972. The franchise allows NOW TEL to operate mobile radio systems such as paging systems, cellular phone systems, personal communication network and any other similar systems in or outside the country. On January 3, 2006, the NTC granted NOW TEL a provisional authority (PA) to install, operate and maintain nationwide mobile telecommunications systems, offer services and to charge rates therefor. The PA was extended several times, up to but not beyond March 2019. On September 14, 2020, NOW TEL's provisional authority to operate a mobile telecommunications system was extended until September 2023. As of December 31, 2023, NOW TEL's application for the renewal of its provisional authority dated March 4, 2022 is still pending with NTC.

On May 3, 2021, NOW TEL's BOD and stockholders approved to increase its authorized capital stock from 14,597,489 shares at ₱100 par value a share to 19,041,925 shares at ₱100 par value a share. Of the increase of 4,444,436 shares, 25% or 1,111,109 shares have been fully subscribed and fully paid for by the subscribing shareholders. Moreover, on June 24, 2021, the Parent Company's stockholders approved to apply its advances for investments of ₱600.0 million against additional subscription to 1,000,000 shares of NOW TEL's increase at a conversion price of ₱600 a share. This increased the Group's ownership interest in NOW TEL from 19% to 24.23%. The increase in NOW TEL's authorized capital stock was approved by the SEC on April 20, 2022.

On June 6, 2019, the Parent Company's stockholders approved to increase its equity share in NOW TEL up to 30% by way of a share swap transaction between the Parent Company and NOW TEL's stockholders, and delegated the finalization of the share swap price and other terms to the Parent Company's BOD. As at April 25, 2024, the details and other terms of the share swap are not yet finalized.

Valuation Using Discounted Cash Flow Method

Unrealized gain on fair value measurement of investment in NOWTEL which was accounted for as equity securities at FVOCI prior to reclassification to investment in associate in 2021 amounted to ₱14,589,528. Cumulative unrealized gain retained in Other Comprehensive Income account after reclassification amounted to ₱306,680,554.

The key inputs used for the valuation using DCF in 2021 are as follows:

Prospective Financial Information. Management-prepared prospective financial information for NOW TEL's future cash flows from revenues, costs, capital expenditures and earnings for 25 years, or the term of NOW TEL's franchise approved in 2018. The prospective financial information include future cash flows arising from the mobile and fixed broadband services to be offered by NOW TEL.

Growth Rate Estimates. The long-term growth rate of 1.87% in 2021 used to extrapolate the future cash flows from the investment in NOW TEL excludes expansions and possible acquisitions in the future. Management also recognizes the possibility of new entrants, which may have significant

impact on existing growth rate assumptions. Management however, believes that new entrants will not have a significant adverse impact on the forecast included in the budget.

WACC. The discount rate of 7.40% in 2021, reflects management's estimate of risks within the cash-generating units. This is the benchmark used by the management to assess operating performance. In determining appropriate discount rates, regard has been given to various market information, including but not limited to, ten-year treasury bond yield, bank lending rates and market risk premium.

Sensitivity Analysis. An increase (a decrease) in the prospective financial information arising from future cash flows would result to a higher (lower) fair value of the investment. An increase (a decrease) in growth rate estimates would result to a higher (lower) fair value of the investment. An increase (a decrease) in WACC estimates would result to a lower (higher) fair value of the investment.

Legal Contingencies of NOW TEL

NOW TEL is a party to certain lawsuits or claims which are still pending resolution as at April 25, 2024. NOW TEL's management believes that, based on information currently available and on the opinion of its legal counsel, the outcome of the lawsuits or claims will not have a material effect on the consolidated financial statements and on the prospective financial information or future cash flows of NOW TEL.

NOW TEL has a pending petition with the Supreme Court, contesting NTC's 2005 assessment of Supervision and Regulation Fees (SRF). The assessment included APIC arising from debt restructuring. As supported by existing rules and jurisprudence, the SRF should be computed based on capital stock subscribed or paid but not including APIC arising from debt restructuring. As at April 25, 2024, the petition is still pending decision by the Supreme Court.

Investment in and Advances to Softweb

The Group has an investment amounting to ₱6.0 million equivalent to 50% equity interest in Softweb. Softweb specializes in Lotus consulting and training services.

The Group's share in the losses of Softweb has already exceeded the cost of its investment. Accordingly, the carrying amount of the investment in Softweb as at December 31, 2023 and 2022 is nil. The unrecognized cumulative share in net loss amounted to ₱7.1 million as at December 31, 2023 and 2022. The Group does not have any legal or constructive obligation to make payments on behalf of Softweb.

The Group also has advances amounting to ₱5.0 million pertaining to a deposit for stock subscription. This amount was already fully provided with allowance for impairment loss as at December 31, 2023 and 2022 (see Note 12).

8. Property and Equipment

Movements in this account are as follows:

	2023				Total
	Transportation Equipment	Office and IT Equipment	Furniture and Fixtures	Leasehold Improvements	
Cost					
Balance at beginning of year	₱36,280,190	₱39,311,787	₱2,383,186	₱4,937,446	₱82,912,609
Additions	–	1,633,760	–	–	1,633,760
Balance at end of year	36,280,190	40,945,547	2,383,186	4,937,446	84,546,369
Accumulated Depreciation and Amortization					
Balance at beginning of year	23,261,131	37,943,175	1,377,083	4,937,446	67,518,835
Depreciation and amortization	3,483,269	2,168,590	23,290	–	5,675,149
Balance at end of year	26,744,400	40,111,765	1,400,373	4,937,446	73,193,984
Carrying Amount	₱9,535,790	₱833,782	₱982,813	₱–	₱11,352,385

	2022				Total
	Transportation Equipment	Office and IT Equipment	Furniture and Fixtures	Leasehold Improvements	
Cost					
Balance at beginning of year	₱28,896,261	₱37,939,191	₱1,602,025	₱4,937,446	₱73,374,923
Additions	7,383,929	1,372,596	781,161	–	9,537,686
Balance at end of year	36,280,190	39,311,787	2,383,186	4,937,446	82,912,609
Accumulated Depreciation and Amortization					
Balance at beginning of year	20,283,338	36,106,480	1,353,792	4,937,446	62,681,056
Depreciation and amortization	2,977,793	1,836,695	23,291	–	4,837,779
Balance at end of year	23,261,131	37,943,175	1,377,083	4,937,446	67,518,835
Carrying Amount	₱13,019,059	₱1,368,612	₱1,006,103	₱–	₱15,393,774

The carrying amount of the Property and equipment is Php10,531,978 and Php14,737,539 at March 31, 2024 and 2023, respectively.

Transportation equipment with an aggregate carrying amount of ₱9.1 million and ₱11.7 million as at December 31, 2023 and 2022, respectively, were held as collateral for the Parent Company's loans (see Note 10).

Cost of fully depreciated property and equipment that are still used in operations amounted to ₱46.6 million and ₱42.2 million as at December 31, 2023 and 2022, respectively.

Depreciation and amortization recognized as part of "Operating expenses" account in the consolidated statements of income is presented below (see Note 17):

	Note	2023	2022	2021
Property and equipment		₱5,675,149	₱4,837,779	₱5,020,429
ROU assets	14	4,800,492	3,559,881	2,996,276
Computer software	6	2,308,084	2,419,439	1,582,722
		₱12,783,725	₱10,817,099	₱9,599,427

9. Accounts Payable and Other Current Liabilities

This account consists of:

	Note	2023	2022
Trade:			
Third parties		₱50,790,105	₱44,351,918
Related parties	12	47,201,066	15,356,720
Accrued expenses:			
Interest	12	59,903,586	59,903,586
Others		43,265,521	43,427,795
Deferred output VAT		57,368,004	52,202,435
Statutory payables		5,654,949	2,140,261
		₱264,183,231	₱217,382,715

Trade and accounts payable amounted to Php304,909,456 and Php 240,469,257 as at March 31, 2024 and 2023, respectively.

Trade payables to third parties include amounts due to suppliers of software licenses, materials and supplies and other services directly related to operations. These are unsecured, noninterest-bearing and are generally on a 30 to 60 days term.

Other accrued expenses pertain to accruals for professional fees, outside services and other operating expenses. These are unsecured, noninterest-bearing and are normally settled within the next reporting year.

Statutory payables include output VAT payable, withholding taxes payable and payables to various government agencies which are normally settled within the following month.

10. Short-term and Long-term Loans

Short-term Loans

This account consists of:

	April 30,2024	2023	2022
Creditor:			
Land Bank of the Philippines (Land Bank)	₱50,000,000	₱50,000,000	₱50,000,000
Union Bank of the Philippines (UnionBank)	50,000,000	50,000,000	50,000,000
Third party	12,000,000	12,000,000	12,000,000
Stockholder	—	—	221,000,000
	₱112,000,000	₱112,000,000	₱333,000,000

Land Bank Loan

On February 10, 2021, the Parent Company secured a set of short-term loans totaling ₱50.0 million with interest rate of 6.50% per annum and six (6) months term. The loans were subsequently renewed and was fully paid on January 2024.

The Group consequently secured another set of loans in January 2024 aggregating Php50.0 million with an annual interest rate of 8.50% and six (6) months term.

UnionBank Loan

The Parent Company availed of a short-term loan amounting to ₱50.0 million with UnionBank. The loan carries an annual interest rate of 4.50% and was due on September 30, 2022. The loan was subsequently renewed with the latest maturity date until June 20, 2024 with an annual interest rate of 8.125%.

Loans from a Third Party

In 2019, the Parent Company availed of loans aggregating ₱14.0 million from a third party, mainly to fund its working capital requirements. The loans have a term of six (6) months and carry an interest rate of 8.00% per annum. The Parent Company paid ₱2.0 million in 2020. In 2024, the maturities of the loans amounting to ₱2.0 million and ₱10.0 million were further extended up to August 2024 and September 2024, respectively.

Loan from a Stockholder

The BOD approved to convert the Group's ₱221.0 million advances from VI to a 1-year interest-bearing loan renewable with interest based on prevailing market rates, effective May 24, 2022, instead of converting it into equity as previously approved on July 1, 2021 (see Note 12).

On April 29, 2023, the Now Corporation and Velarde Inc. entered into an agreement to extend the maturity date and set the interest period and monthly repayment period of the loan starting January 2, 2025 up to January 1, 2030 with interest based on prevailing market rate.

Interest expense charged to profit or loss amounted to ₱3.9 million and ₱6.0 million in 2023 and 2022, respectively. Interest payable amounted to ₱11.2 million and ₱6.0 million as at December 31, 2023 and 2022, respectively.

Long-term Loans

This account consists of:

	2023	2022
Creditor:		
Stockholder	₱209,201,144	₱—
Producers Savings Bank Corporation (PSBC)	81,474,290	28,329,589
Rizal Commercial Banking Corporation (RCBC)	8,546,099	11,050,039
	299,221,533	39,379,628
Current portion	20,528,660	22,718,334
Noncurrent portion	₱278,692,873	₱16,661,294

Loan from a Stockholder

The details of the impact of discounting of VI loans are as follows:

	2023
Principal	₱221,000,000
Effect of loan modification	22,970,377
Accretion of interest	(11,171,521)
Unamortized portion	11,798,856
Carrying amount	₱209,201,144

PSBC Loan

On October 31, 2018, the Parent Company obtained a five-year, unsecured, ₱50.0 million loan agreement with PSBC which is to be settled in 36 monthly payments starting February 2021 until January 2024. The loan carries an interest rate of 8% per annum. The loan was fully settled in January 2024.

On June 16, 2022, the Parent Company further obtained a six-year, unsecured, ₱10.0 million loan which is to be settled in 10 semi-annual payments starting January 2024 until maturity in June 2028. The loan carries an interest rate of 9% per annum.

On December 6, 2023, the Parent Company availed of additional five-year Php75.0 million loan which is to be settle in 60 monthly payments starting January 2024 until maturity in December 2028. The loan carries an interest rate of 11% per annum.

RCBC Loan

In 2021, the Parent company availed of chattel mortgage loans aggregating ₱7.1 million from RCBC for purchases of transportation equipment. The loans are to be settled in 60 equal monthly payments, have a term of five (5) years and bears interest rates ranging from 9.43% to 10.35% per annum.

In 2022, the Parent Company further availed of chattel mortgage loans aggregating ₱6.6 million from the same bank. The loans are to be settled in 60 equal monthly payments, have a term of 5 years and bear interest rate of 9.44% per annum.

The transportation equipment is held as collateral for the Parent Company's loans (see Note 8).

Interest Expense

Details of interest expense recognized in profit or loss are as follows:

	Note	2023	2022	2021
Interest expense on:				
Short-term loans		₱9,069,500	₱13,261,564	₱4,792,639
Long-term loans		14,317,351	3,425,368	4,951,490
Lease liabilities	14	617,049	411,592	339,759
		₱24,003,900	₱17,098,524	₱10,083,888

The interest expense for the First quarter of 2024 and 2023 amounted to Php7,551,888 and Php3,084,888 respectively.

11. Capital Stock

Preferred Stock

On November 8, 2016, the Parent Company's stockholders approved the amendment in the AOI to reclassify 60,000,000 unissued common shares to redeemable, convertible, cumulative, non-participating and non-voting Peso-denominated preferred shares, with or without detachable warrants at ₱1.00 a share. This was approved by the SEC on January 10, 2017.

On May 21, 2018, the BOD approved and ratified the designation of the 5,000,000 redeemable, convertible, cumulative, non-participating and non-voting Peso-denominated preferred shares as the Preferred "A" shares. On the same date, the BOD approved the offering of the Preferred "A" shares, with an oversubscription option of additional 5,000,000 Preferred "A" shares, with 25,000,000 underlying common shares and an additional 25,000,000 common shares upon the exercise of the oversubscription option, which common shares shall be issued upon conversion of the Preferred "A" shares, with detachable warrants. This was approved by the Parent Company's stockholders on June 1, 2018.

On June 22, 2018, the SEC issued the Certificate of Filing of Enabling Resolution which approved the designation and offering of the Preferred "A" shares.

On August 24, 2020, the Parent Company's stockholders approved the subscription of VI to 60,000,000 redeemable, convertible, cumulative, non-participating and non-voting Peso-denominated preferred shares at a subscription price of ₱1.00 a share. No APIC was recognized on the issuance. The preferred shares issued to VI may be converted to common shares at 1:1 ratio at any time from the first anniversary after the issue date of the preferred shares until the 5th anniversary after the issue date. The preferred shares also have one (1) free detachable warrant for every preferred share which are exercisable after the 2nd anniversary common shares at a conversion price of ₱2.25 per common share.

Common Stock

On July 28, 2020, the Parent Company's BOD approved the conversion of advances from VI amounting to ₱89.0 million into equity at a conversion price of ₱2.18 a share. This was approved by the Parent Company's stockholders on June 24, 2021. As at reporting date, the Parent Company is in the process of converting the said advances to equity for filing with the SEC (see Note 12).

On 24 May 2022, the BOD in its special meeting approved to reverse its approval on July 1, 2021 of the conversion of advances from VI amounting to ₱221.0 million into equity. The BOD likewise approved the conversion of said advances into an interest-bearing loan, effective 24 May 2022, with a term of one (1) year, renewable upon mutual agreement of the parties, with interest based on prevailing market rates. Subsequently on April 29, 2023, the Parent Company and VI entered into an agreement to extend the maturity date of loans until January 1, 2030 (see Note 10). The approvals were made upon recommendations of management, based on proposals from and discussion with VI, given the current market conditions, and to give time to complete the implementation of the pending batches of conversions of advances to equity and cash subscription as previously agreed upon by the parties (see Note 12).

Increase in Authorized Capital Stock

On October 23, 2020, the Parent Company's BOD approved to increase the Parent Company's authorized capital stock from a total of ₱1,502.0 million (common stock and preferred stock) to ₱1,858.0 million. On June 24, 2021, the Parent Company's stockholders unanimously ratified the approval of the BOD. As at reporting date, the application for the planned increase is yet to be filed with the SEC.

Below is the track record of issuance of the Parent Company's securities:

Date of Approval	Nature	Number of shares		Issue/Offer Price
		Authorized	Issued/Subscribed	
July 30, 2003	Common stock	40,000,000	28,000,000	₱1.00
November 11, 2008	Common stock	1,320,000,000	1,289,278,350	₱1.00
December 17, 2015	Common stock	2,120,000,000	200,000,000	₱1.00
November 6, 2019	Common stock	2,060,000,000	155,294,118	₱0.70
March 16, 2020	Common stock	2,060,000,000	32,153,846	₱0.70
August 24, 2020	Common stock	2,060,000,000	102,000,000	₱0.70
August 24, 2020	Preferred stock	60,000,000	60,000,000	₱1.00

12. Related Party Transactions

The transactions and balances of the Group with its related parties are as follows:

	Nature of Transaction	Transactions during the Year		Outstanding Balances	
		2023	2022	2023	2022
Trade and other receivables					
Entities under common control	Infrastructure build-up services	₱65,000,000	₱80,000,000	₱418,094,228	₱358,395,429
	Management fees	9,000,000	9,000,000	109,201	99,201
Stockholder	Management fees	240,000	240,000	3,289,200	3,044,400
				₱421,492,629	₱361,539,030
Due from related parties					
Stockholders	Advances	₱—	₱3,982,292	122,634,179	₱123,765,578
	Interest	7,092,276	7,078,902	36,705,074	31,125,000
Entities under common control	Advances	97,858,307	9,983,934	165,294,549	76,816,979
				₱324,633,802	₱231,707,557
Accounts payable and other current liabilities					
	VAS and other service				
Entities under common control	agreements	₱51,308,298	₱62,866,432	₱—	₱—
	Advances	35,406,391	2,085,335	39,991,713	9,110,066
	Outside services	1,018,767	907,263	7,209,353	6,246,654
Stockholders	Interest	—	—	59,903,586	59,903,586
				₱107,104,652	₱75,260,306
Short-term and long-term loans and interest payable					
Stockholder	Principal	₱221,000,000	₱221,000,000	₱221,000,000	₱221,000,000
	Interest	11,171,521	6,048,740	11,171,521	6,048,740
				232,171,521	227,048,740
Due to related parties					
Stockholders	Advances	₱144,729,323	₱48,869,308	124,971,029	₱55,754,375
	Leases	—	—	2,896,778	2,896,778
Entities under common control	Leases	240,000	390,000	70,666	53,866
	Advances	—	—	339,606	339,606
	Services	—	—	605,212	605,212
				₱128,883,291	₱59,649,837

Trade and Other Receivables

- Infrastructure Build-up Services.* The Parent Company has service agreements with NOW TEL, NOW Cable and NewsNet wherein the Parent Company will provide infrastructure build-up and technology design services, including project management, design, planning, and installation of major network hubs for a contract price of ₱5.0 million per network hub in order to facilitate the Parent Company's provision of VAS to the public.

Service revenue recognized related to infrastructure build-up amounted to ₱65.0 million, ₱80.0 million and ₱80.0 million in 2023, 2022 and 2021, respectively.

- b. *Technical Services.* Part of the service agreements discussed above is to provide technical consultancy services for a period of ten (10) years with a monthly fee of ₱50,000 each for NOW Cable and NewsNet. The parties mutually agreed to defer this arrangement since no technical services related to the project was provided to NOW Cable and NewsNet in 2023, 2022 and 2021.
- c. *Management Services.* The Parent Company entered into a contract with the Asian Institute of Journalism and Communication (AIJC) to provide management services beginning January 1, 2018 to December 31, 2020 for a monthly fee. The contract was renewed for another five (5) years or until December 31, 2025. Service revenue amounted to ₱1.2 million in 2023, 2022 and 2021.

The Parent Company also entered into a contract with NOW TEL to provide day-to-day management services beginning January 1, 2016 to January 1, 2022. Service revenue from this contract amounted to ₱7.8 million in 2023, 2022 and 2021.

The Parent Company also charges VI management fees for performing accounting and administrative functions of VI. Management fees charged to VI amounted to ₱0.2 million in 2023, 2022 and 2021.

Due from Related Parties

- a. In 2018, the Parent Company entered into a deed of sale with Joyce Link to sell certain advances to and receivables from other related parties to Joyce Link in exchange for a one-year promissory note amounting to ₱88.7 million with interest of 8% per annum. The promissory note is convertible to common stock at the option of the holder. No gain or loss was recognized on the transaction.

Interest income earned amounting to ₱7.1 million in 2023, 2022 and 2021 from the promissory note were recognized as part of the advances to Joyce Link (see Note 4).

- b. The Group has advances to Softweb amounting to ₱5.0 million which was already fully provided with allowance for impairment loss as at December 31, 2023 and 2022 (see Note 7).
- c. The Group has other advances to stockholders and related parties for working capital purposes. These are unsecured, noninterest-bearing and do not have definite repayment terms.

Accounts Payable and Other Current Liabilities

- a. *VAS and Other Service Agreements.* The VAS and other service agreements allow NOW TEL, NOW Cable and NewsNet to charge the Parent Company for: (a) the actual usage of bandwidth under a cost-plus-margin arrangement, (b) the network services provided through a revenue-sharing arrangement, and (c) network connectivity fee for the Parent Company's use of the site and communication equipment of NOW Cable and NewsNet in its operations.

Total cost related to VAS and other service agreements presented under the "Cost of sales and services" account in the consolidated statements of comprehensive income are as follows (see Note 16):

	2023	2022	2021
--	------	------	------

Bandwidth costs	₱33,413,531	₱40,173,017	₱35,270,333
Cost of VAS and other service agreements	9,061,188	8,421,793	7,575,416
Network connectivity fees	8,833,579	14,270,247	19,607,500
	₱51,308,298	₱62,865,057	₱62,453,249

- b. On January 3, 2017, the Parent Company renewed its service agreement with Knowledge Professionals Service Cooperative (KPSC) for a period of five (5) years beginning January 13, 2017 to January 2, 2022. The agreement was subsequently renewed for another 5 years or until January 2, 2027. Under the service agreement, KPSC shall provide consultancy and manpower services depending on the services specifically required by the Group.

Outside services incurred by the Parent Company for the services provided by KPSC amounted to ₱1.0 million, ₱0.9 million and ₱2.3 million in 2023, 2022 and 2021, respectively (see Notes 16 and 17).

Due to Related Parties

- a. The Parent Company has interest-bearing advances due to VI for working capital and investment requirements. In 2015, VI waived the interest accruing on the remaining balance and subsequent advances to be received from VI.

The Parent Company's BOD and stockholders approved the conversion of advances from VI into equity in various years as presented below:

Year	Amount	Status of SEC Approval
2016	₱264,000,000	Approved on November 6, 2019
2019	209,000,000	Approved on March 16, 2020
2020	89,000,000	Not yet filed

Outstanding accrued interest amounting to ₱59.9 million as at December 31, 2023 and 2022 were recorded as part of "Accounts payable and other current liabilities" account in the consolidated statements of financial position (see Note 9).

- b. The Group has other advances from related parties under common control for working capital purposes.

Loan with VI

On May 24, 2022, the BOD, in its special meeting, approved to reverse its approval on July 1, 2021 on the conversion into equity of the ₱221.00 million advances from VI. The BOD likewise approved the conversion of said advances into an interest-bearing loan, effective May 24, 2022, with a term of one (1) year, renewable upon mutual agreement of the parties, with interest based on prevailing market rates (see Note 11). On April 29, 2023, the Parent Company and VI entered into an agreement to extend the maturity date of the loans until January 1, 2030 (see Note 10).

Terms and Conditions of Transactions with Related Parties

Outstanding balances are unsecured, noninterest-bearing and are collectible/payable either on demand or settled in cash on a 30 to 60 days term, except for due from and to related parties which do not have definite repayment terms. There were no guarantees provided or received for any related party receivables.

No ECL was recognized on trade and other receivables and due from related parties in 2023, 2022 and 2021.

Compensation of Key Management Personnel

Compensation of key management personnel presented as part of “Salaries and employee benefits” line item under “Operating expenses” account in the consolidated statements of income consists of short-term employee benefits amounting to ₱8.7 million, ₱9.3 million and ₱12.1 million in 2023, 2022 and 2021, respectively.

There are no post-employment benefits, share-based payment, termination benefits and other long-term benefits provided to the key management personnel of the Group.

On July 3, 2020, the Parent Company’s BOD approved the planned stock grant to the eligible members of the key management personnel based on the number of years of service. This plan is yet to be approved by the Parent Company’s stockholders as of report date.

Approval Requirements and Limits on the Amount and Extent of Related Party Transactions

All individual material related party transactions (MRPT) and those involving directors and/or officers shall be approved by at least two-thirds (2/3) vote of the BOD, with at least a majority of the independent directors voting to approve the MRPT. In case that a majority of the independent directors’ vote is not secured, the MRPT may be ratified by the vote of the stockholders representing at least two-thirds (2/3) of the outstanding capital stock.

Aggregate related party transactions within a 12-month period that meets or breaches the materiality threshold shall require the same BOD approval mentioned above.

13. Retirement Liability

The Group has an unfunded, non-contributory defined benefit plan covering substantially all of its qualified employees. The latest available actuarial report of the Group is as at December 31, 2020. Management has assessed that the recognized retirement liability would not significantly differ from the amount that would have been recognized had an actuarial valuation been obtained as at and for the years ended December 31, 2023 and 2022.

Retirement expense presented as part of “Salaries and employee benefits” line item under “Operating expenses” account in the consolidated statements of income is as follows:

	2023	2022	2021
Current service cost	₱1,018,462	₱986,531	₱955,636
Interest cost	380,400	344,093	183,819
	₱1,398,862	₱1,330,624	₱1,139,455

Movements in the retirement liability are as follows:

	2023	2022
Balance at beginning of year	₱6,332,964	₱5,002,340
Current service cost	1,018,462	986,531
Interest cost	380,400	344,093
Balance at end of year	₱7,731,826	₱6,332,964

The cumulative remeasurement losses recognized in OCI amounted to ₱1.8 million as at December 31, 2023 and 2022.

The assumptions used by the Group in determining retirement expense are discount rates of 6.00% to 7.06% and salary increase rate of 3.0% to 5% for the years ended December 31, 2023 and 2022.

The sensitivity analysis based on reasonably possible changes in the assumptions as at December 31, 2023 is as follows:

	Change in Assumption	Effects on retirement liability	
		2023	2022
Discount rate	+1%	(P269,988)	(P237,001)
	-1%	(221,048)	(95,686)
Salary increase rate	+1%	13,834	19,068
	-1%	(274,454)	(297,710)

Each sensitivity analysis on the significant actuarial assumptions was prepared by remeasuring the retirement liability at the reporting date after adjusting one of the current assumptions according to the applicable sensitivity increment or decrement (based on changes in the relevant assumption that were reasonably possible at the valuation date) while all other assumptions remained unchanged. The corresponding change in the retirement liability was expressed as a percentage change from the base retirement liability.

The table below shows the maturity analysis of the undiscounted benefit payments:

Within five years	₱4,723,957
More than 5 years but less than 20 years	8,985,329
20 years or more	12,195,608

The average duration of the defined benefit liability is from 16 to 18 years and 17 to 19 years as at December 31, 2023 and 2022, respectively.

14. Lease Commitments

Long-term Leases

The Group leases office spaces and roof decks from various entities with terms ranging from two to five years. These are renewable upon mutual agreement of the parties and do not contain any purchase options.

The Group recognized ROU assets and lease liabilities for its lease agreements on office spaces and roof decks.

Movements in ROU assets as at December 31 are as follows:

	Note	2023	2022
Cost			
Balance at beginning of year		₱18,007,464	₱13,702,270
Additions		6,282,024	6,936,221
Termination		(1,775,838)	–
Expired portion		(1,595,191)	(2,631,027)
Balance at end of year		20,918,459	18,007,464
Accumulated Amortization			
Balance at beginning of year		8,738,100	7,809,246
Amortization	8	4,800,492	3,559,881
Termination		(1,034,641)	–
Expired portion		(1,595,191)	(2,631,027)
Balance at end of year		10,908,760	8,738,100

	Note	2023	2022
Carrying Amount		₱10,009,699	₱9,269,364

Movements in lease liabilities as at December 31 are as follows:

	Note	2023	2022
Balance at beginning of year		₱11,837,228	₱7,740,441
Additions		6,282,024	6,936,221
Rental payments		(4,474,350)	(3,251,026)
Interest	10	617,049	411,592
Termination		(795,959)	–
Balance at end of year		13,465,992	11,837,228
Current portion		7,768,052	5,116,288
Noncurrent portion		₱5,697,940	₱6,720,940

The incremental borrowing rate ranging from 3.05% to 7.94% was applied to the lease liabilities. ROU assets were measured at the amount of the lease liabilities, adjusted by the amount of prepaid and accrued rent at adoption date.

In 2023, management decided to terminate certain leases resulting to a gain on reversal of the lease liabilities amounting to ₱0.1 million.

Short-term Leases

The Group leases parking spaces and certain office space and roof decks for a period of less than one year and is renewable at the option of the parties.

Rent expense arising from short-term leases amounted to ₱4.5 million, ₱4.6 million, and ₱4.5 million in 2023, 2022 and 2021, respectively. Refundable security deposits amounted to ₱1.4 million as at December 31, 2023 and 2022 (see Note 6).

The amounts recognized in profit or loss are as follows:

	Note	2023	2022	2021
Rent expense:				
Cost of sales and services	16	₱3,987,349	₱4,148,014	₱4,213,961
Operating expenses	17	518,531	420,837	290,704
Amortization of ROU asset		4,800,492	3,559,881	2,996,276
Interest expense on lease liabilities		617,049	411,592	339,759
		₱9,923,421	₱8,540,324	₱7,840,700

Maturity analysis of undiscounted contractual lease payments from December 31 is as follows:

	2023	2022
On demand	₱2,630,000	₱1,148,000
Within one year	5,461,302	4,114,382
After one year but not more than five years	6,065,714	6,605,446
	₱14,157,016	₱11,867,828

15. Revenue

Disaggregation of the Group's revenue from contracts with customers is presented below:

January to March 2024			
	Service fees	Sale of goods	Total
Broadband and other services	₱48,464,109	₱—	₱48,464,109
Management services	2,310,000	—	2,310,000
Manpower augmentation	4,509,264	—	4,509,264
Sale and/or installation of software licenses		2,700	2,700
	₱55,283,373	₱2,700	₱55,286,073

January to March 2023			
	Service fees	Sale of goods	Total
Broadband services	₱38,235,008	₱—	₱38,235,008
Management services	2,310,000	—	2,310,000
Manpower augmentation	4,531,369	—	4,531,369
Sale and/or installation of software licenses	—	148,966	148,966
	₱ 45,076,377	₱ 148,966	₱ 45,225,343

Management services are fees charged for various services provided by the Parent Company to its related parties (see Note 12).

Broadband services pertain to contracts with commercial and residential customers to provide broadband services based on a fixed monthly fee. Normal terms range from one (1) to two (2) years. These contracts are offered separately or bundled with sale and/or installation of software licenses.

Manpower augmentation services are contracts between I-Resource and various customers to provide manpower specializing in IT. These contracts have a fixed monthly fee and have terms ranging from six (6) months to one (1) year.

Contract Assets

Contract assets arise from the Group's sale of broadband service contracts bundled with software licenses wherein the Group has established its right to consideration in exchange for software licenses already delivered to the customers before payments are due.

Contract assets amounted to ₱1.4 million as at December 31, 2023 and 2022. No ECL was recognized on the contract assets in 2023, 2022, and 2021.

Contract assets are reclassified to trade receivables upon completion of the specific performance obligation.

16. Cost of Sales and Services

This account consists of:

	Note	2023	2022
Cost of VAS and other service agreements	12	₱51,308,298	₱62,865,057
Salaries and employee benefits		26,967,735	23,643,548
Rent	14	3,987,349	4,148,014
Cost of software licenses		2,506,043	2,694,278
Installation costs		2,072,615	4,652,720
Transportation and travel		1,855,621	1,956,937
Fuel and oil		300,749	405,538
Outside services	12	—	—
Others		4,636,913	5,196,647
		₱93,635,323	₱105,562,739
<hr/>			
COST of Sales and Services		March 31, 2024	March 31, 2023
Cost of services		23,997,557	22,052,743
Cost of sales		1,620	340,639
Cost of sales and services		23,999,177	22,393,382

For the period ended March 31, 2024, and 2023 Cost of sales and services amounted to Php23,999,177 and Php22,393,382 respectively.

17. Operating Expenses

This account consists of:

	2023	2022
Salaries and employee benefits	₱24,715,114	₱24,748,719
Depreciation and amortization	12,783,725	10,817,099
Professional fees	9,756,311	8,027,211

Representation	6,440,877	6,024,593
Transportation and travel	5,069,341	3,630,532
Taxes and licenses	3,957,117	4,919,162
Security services	2,453,472	2,074,093
Communication	1,982,852	1,394,942
Dues and subscription	1,534,797	1,494,053
Outside services	1,018,767	907,263
Office supplies	623,295	881,478
Advertising and promotion	615,824	1,293,337
Rent	518,531	420,837
Utilities	412,207	411,197
Insurance	325,996	239,700
Repairs and maintenance	294,695	294,695
Provision for impairment loss on trade and other receivables	–	2,345,882
Others	1,450,515	3,521,062
	₱73,953,436	₱73,445,855

Others consist mainly of marketing and medical expenses.

Total operating expenses for the First quarter of 2024, and 2023, amounted to Php22,274,215 and Php16,194,305 respectively.

18. Income Taxes

The income tax rates used in preparing the consolidated financial statements for the years ended December 31, 2023, 2022 and 2021 are shown below.

	2023	2022	2021
RCIT	25%	25%	25%
MCIT	1.5%	1%	1%

Under the Corporate Recovery and Tax Incentives for Enterprises (“CREATE”) Act, domestic corporations are subject to 25% or 20% RCIT depending on the amount of total assets or total amount of taxable income. In addition, MCIT is computed at 1% of gross income for a period of three (3) years up to June 30, 2023 and reverted to 2% effective July 1, 2023.

The reconciliation of the provision for income tax computed at the statutory income tax rate to the provision for income tax shown in the consolidated statements of income is as follows:

	2023	2022	2021
Provision for income tax computed at the statutory income tax rate	₱5,871,953	₱3,884,550	₱2,730,207
Change in unrecognized deferred tax assets	1,141,861	1,248,241	(1,814,574)
Tax effects of:			
Share in net loss of an associate	961,524	—	—
Nondeductible expenses	127,569	337,822	(156)
Expired NOLCO and MCIT	—	26,573	57,714
Interest income subjected to final tax	(5,838)	(5,760)	(7,460)
Nondeductible interest expense	1,409	1,405	1,862
Changes in tax rates	—	—	1,858,699
	₱8,098,478	₱5,492,831	₱2,826,292

The Group's provision for current income tax consists of the following:

	2023	2022	2021
RCIT	₱3,383,587	₱5,484,994	₱3,342,261
MCIT	11,515	7,837	1,991
Effect of change in tax rate	—	—	(517,326)
	₱3,395,102	₱5,492,831	₱2,826,926

Details of deferred tax liabilities as at December 31, 2023 are as follows:

Unamortized debt issue cost	₱792,138
Effect of loan modification	2,949,714
	₱3,741,852

The details of the Group's unrecognized deferred tax assets as at December 31 are as follows:

	2023	2022	2021
Allowance for impairment loss on trade and other receivables	₱10,660,730	₱10,660,730	₱10,011,760
Retirement liability	1,451,146	1,110,753	787,035
NOLCO	720,884	620,021	556,898
Advanced collections received from customers	257,260	249,181	152,485
Effect of PFRS 16	234,748	312,373	69,447
Excess of MCIT over RCIT	21,343	9,828	28,564
	₱13,346,111	₱12,962,886	₱11,606,189

The Group did not recognize deferred tax assets on these temporary differences because management has assessed that it is not probable that there will be sufficient future taxable profit against which the benefit of deferred income tax assets can be utilized.

Details of unused NOLCO that can be claimed as deduction from future taxable income are as follows:

Year incurred	Balance at beginning of year	Incurred	Balance at end of year	Valid until
2023	₱—	₱504,312	₱504,312	2026
2022	315,616	—	315,616	2025
2021	1,176,077	—	1,176,077	2026
2020	1,608,414	—	1,608,414	2025
	₱3,100,107	₱504,312	₱3,604,419	

On September 30, 2020, the Bureau of Internal Revenue issued Revenue Regulations (RR) No. 25-2020 to implement Section 4 of Republic Act No. 11494 (Bayanihan to Recover as One Act), allowing qualified businesses or enterprises which incurred net operating loss for taxable years 2020 and 2021 to carry over the same as a deduction from its gross income for the next five (5) consecutive taxable years immediately following the year of such loss.

Details of excess of MCIT over RCIT are as follows:

Year incurred	Balance at beginning of year	Incurred	Expired	Balance at end of year	Valid until
2023	₱—	₱11,515	₱—	₱11,515	2026
2022	7,837	—	—	7,837	2025
2021	1,991	—	—	1,991	2024
	₱9,828	₱11,515	₱—	₱21,343	

19. Basic/Diluted EPS

Basic EPS attributable to the equity holders of the Parent Company were computed as follows:

	2023	2022	2021
Net income attributable to Parent Company (a)	₱18,871,990	₱9,275,722	₱8,243,308
Weighted average number of common shares (b)	1,806,726,314	1,806,726,314	1,806,726,314
Effect of dilution from conversion options and warrants	60,000,000	60,000,000	60,000,000
Weighted average number of common shares adjusted for the effect of dilution (c)	1,866,726,314	1,866,726,314	1,866,726,314
Basic earnings per share (a/b)	₱0.0104	₱0.0051	₱0.0046
Diluted earnings per share (a/c)	₱0.0101	₱0.0050	₱0.0044

20. Financial Risk Management Objectives and Policies

General

The Group has risk management policies that systematically view the risks that could prevent the Group from achieving its objectives. These policies are intended to manage risks identified in such a way that opportunities to deliver the Group's objectives are achieved. The Group's risk management takes place in the context of day-to-day operations and normal business processes such as strategic planning and business planning. It is also established to identify and manage the Group's exposure to financial risks, to set appropriate transaction limits and controls, and to monitor and assess risks and compliance to internal control policies.

Management has identified each risk and is responsible for coordinating and continuously improving risk strategies, processes and measures in accordance with the established business objectives. The BOD has overall responsibility for the establishment and oversight of the Group's risk management framework. Risk management policies and structure are reviewed regularly to reflect changes in market conditions and the activities of the Group.

The Group's principal financial instruments comprise of cash, trade and other receivables (excluding advances to officers and employees), contract assets, amounts due from related parties, security deposits (included as part of "Other noncurrent assets"), investment in equity securities, accounts payable and other current liabilities (excluding statutory payables), due to related parties, loans payable, and lease liabilities.

The main risks arising from the Group's financial instruments are credit risk, liquidity risk and interest rate risk. The BOD reviews and approves policies for managing these risks. These are summarized below.

Credit Risk

Credit risk is the risk that the obligations to the Group will not be repaid on time and in full as contracted, resulting in a financial loss. It is inherent to the business as potential losses may arise due to the failure of its customers and counter parties to fulfill their obligations on maturity dates or due to adverse market conditions. Exposure to credit risk arises primarily from its financing activities.

Generally, the credit risk of the Group is attributable to financial assets at amortized cost. The Group maintains credit policies and continuously monitors defaults of customers and other counter parties, identified either individually or by group, and incorporate this information into its credit risk controls. Managing credit risk has both qualitative and quantitative aspects. Credit officers must evaluate the credit quality of the counterparties and assign internal credit ratings upon this evaluation.

The Group defines credit exposure as all transactions where losses might occur due to the fact that counterparties may not fulfill their contractual payment obligations based on original contractual terms. The Group's exposure to credit risk arises from default of the counterparty, with a maximum exposure equal to the carrying amounts of these financial assets. Credit risk from cash in banks is mitigated by transacting only with reputable banks duly approved by management.

The tables below summarize the analysis of the Group's financial assets as at December 31:

	2023				
	Neither Past Due nor High Grade	Impaired Standard Grade	Past due but not impaired	Impaired	Total
Cash in banks	₱45,234,649	₱—	₱—	₱—	₱45,234,649
Trade and other receivables*	—	—	467,003,888	42,662,944	509,666,832
Due from related parties	—	324,633,802	—	—	324,633,802
Security deposits**	1,406,996	—	—	—	1,406,996
	₱46,641,645	₱324,633,802	₱467,003,888	₱42,662,944	₱880,942,279

*Excluding advances to officers and employees amounting to ₱4.3 million.

**Presented under "Other noncurrent assets" account.

	2022				
	Neither Past Due nor High Grade	Impaired Standard Grade	Past due but not impaired	Impaired	Total
Cash in banks	₱14,236,917	₱—	₱—	₱—	₱14,236,917
Trade and other receivables*	—	—	410,355,385	42,662,944	453,018,329
Due from related parties	—	231,707,557	—	—	231,707,557
Security deposits**	1,391,368	—	—	—	1,391,368
	₱15,628,285	₱231,707,557	₱410,355,385	₱42,662,944	₱700,354,171

*Excluding advances to officers and employees amounting to ₱4.3 million.

***Presented under "Other noncurrent assets" account.*

The Group evaluates credit quality on the basis of the credit strength of the security and/or counterparty/issuer. High grade financial assets are those whose collectability is assured based on past experience. Standard grade financial assets are considered moderately realizable, including some accounts which would require some reminder follow-ups to obtain settlement from the counterparty.

Liquidity Risk

Liquidity risk is the risk that the Group will not be able to meet its financial obligations as they fall due. The Group's objectives to managing liquidity risk is to ensure, as far as possible, that it will always have sufficient liquidity to meet its liabilities when due, under both normal and stressed conditions, without incurring unacceptable losses or risking adverse effect to the Group's credit standing.

The Group seeks to manage its liquid funds through cash planning on a weekly basis. As part of its liquidity risk management, the Group regularly evaluates its projected and actual cash flows. It also continuously assesses conditions in the financial markets for opportunities to pursue fund raising activities.

The table below summarizes the maturity profile of the Group's financial liabilities as at December 31 based on contractual undiscounted payments:

	2023				Total
	On demand	Less than 3 months	3 to 12 months	>1 to 5 years	
Accounts payable and other current liabilities*	₱59,903,586	₱141,256,692	₱—	₱—	₱201,160,278
Short-term and long-term loans**	—	135,298,681	44,104,757	231,818,095	411,221,533
Due to related parties	128,883,291	—	—	—	128,883,291
Lease liabilities	2,630,000	1,377,628	4,083,674	6,065,412	14,156,714
	₱191,416,877	₱277,933,001	₱48,188,431	₱237,883,507	₱755,421,816

**Excluding deferred output VAT and statutory payables aggregating ₱63.0 million.*

***Including future interest payments.*

	2022				Total
	On demand	Less than 3 months	3 to 12 months	>1 to 5 years	
Accounts payable and other current liabilities*	₱59,903,586	₱103,136,433	₱—	₱—	₱163,040,019
Short-term and long-term loans**	—	157,346,407	154,569,221	60,464,000	372,379,628
Due to related parties	59,649,837	—	—	—	59,649,837
Lease liabilities	1,148,000	1,163,193	2,960,944	6,605,446	11,877,583
	₱120,701,423	₱261,646,033	₱157,530,165	₱67,069,446	₱606,947,067

**Excluding deferred output VAT and statutory payables aggregating ₱54.3 million.*

***Including future interest payments.*

	2021				
	On demand	Less than 3 months	3 to 12 months	1 to 5 years	Total
Accounts payable and other current liabilities*	₱59,903,586	₱70,172,005	₱—	₱—	₱130,075,591
Short-term and long-term loans**	—	67,986,881	66,786,904	26,125,534	160,899,319
Due to related parties	10,390,529	—	—	—	10,390,529
Lease liabilities	744,944	696,759	1,773,622	3,399,788	6,615,113
	₱71,039,059	₱138,855,645	₱68,560,526	₱29,525,322	₱307,980,552

*Excluding deferred output VAT and statutory payables aggregating ₱46.3 million.

**Including future interest payments.

Interest Rate Risk

Interest rate risk is the risk that future cash flows from a financial instrument (cash flow interest rate risk) or its fair value (fair value interest rate risk) will fluctuate because of changes in market interest rates.

The Group's loans payable to local banks and related parties are subject to fixed interest rates and are exposed to fair value interest rate risk.

The Group regularly monitors interest rate movements and on the basis of current and projected economic and monetary data, decides on the best alternative to take. No sensitivity analysis is needed as future interest rate changes are not expected to significantly affect the Group's net income.

21. Fair Value of Financial Instruments

Comparison of the carrying amounts and fair values of the financial instruments are as follows:

	2023		2022	
	Carrying Amount	Fair Value	Carrying Amount	Fair Value
Financial Assets				
Cash	₱45,360,044	₱45,360,144	₱14,351,917	₱14,351,917
Trade and other receivables*	467,003,888	467,003,888	410,355,385	410,355,385
Contract assets	1,370,685	1,370,685	1,370,685	1,370,685
Due from related parties	324,633,802	324,633,802	231,707,557	231,707,557
Security deposits**	1,406,996	1,406,996	1,391,368	1,391,368
	₱839,775,415	₱839,775,515	₱659,176,912	₱659,176,912

*Excluding advances to officers and employees amounting to ₱4.3 million as at December 31, 2023 and 2022.

** Included under "Other noncurrent assets" account

	2023		2022	
	Carrying Amount	Fair Value	Carrying Amount	Fair Value
Financial Liabilities				
Accounts payable and other current liabilities*	₱201,160,278	₱201,160,278	₱163,040,019	₱163,040,019
Short-term loans	112,000,000	112,000,000	333,000,000	333,000,000
Long-term loans	299,221,553	321,945,450	39,379,628	39,379,628
Due to related parties	128,883,291	128,883,291	59,649,837	59,649,837
Lease liabilities	13,465,992	12,862,499	11,837,228	11,877,582
	₱754,731,114	₱776,851,518	₱606,906,712	₱606,947,066

*Excluding deferred output VAT and statutory payables aggregating ₱63.0 million and ₱54.3 million as at December 31, 2023 and 2022, respectively.

Cash, Trade and Other Receivables (Excluding Advances to Officers and Employees), Contract Assets, Security Deposits (Included under "Other Noncurrent assets" Account) and Accounts Payable and Other Current Liabilities (Excluding Deferred Output VAT and Statutory Payables) and Short-term Loans. The carrying amounts of these financial instruments approximate their fair values due to the relatively short-term maturity and demand nature of these financial instruments.

Due from and to Related Parties. The carrying amount of due from and to related parties approximate its fair value because these are collectible on demand.

Long-term Loans. The fair values for the Group's long-term loans are estimated using the discounted cash flow method with the applicable rates ranging from 9.00% to 13.80% in 2023 and 9.00% to 9.44% in 2022 (Level 2).

Lease Liabilities. The fair values of the Group's lease liabilities approximates their carrying amounts as at December 31, 2023 and 2022.

There were no transfers between levels in the fair value hierarchy as at December 31, 2023, 2022 and 2021.

22. Capital Management

The primary objective of the Group's capital management is to ensure that it maintains strong credit rating and stable capital ratios in order to support its business and maximize shareholders' value.

The Group manages its capital structure and makes adjustments to it, based on the changes in economic conditions. To maintain or adjust the capital structure, the Group may adjust the dividend payment to shareholders, return capital to shareholders or issue new shares. The Group is not subject to externally-imposed capital requirements.

The Group considers the equity attributable to the equity holders of the Parent Company as presented in the consolidated statements of financial position as its core capital. As at December 31, 2023, 2022 and 2021, the Group was able to meet its capital management objectives. No changes were made in the objectives, policies or processes in 2023, 2022 and 2021.

23. Other Matters

The following were the reports on SEC Form 17-C filed during the First quarter of 2024.

Date	Particulars
18 January 2024	Th Company and Singapore-based satellite operator Kacific introduce Kacific's Gigstarter and Enterprise Backup services, marking a crucial step forward in the Company's mission to empower businesses for robust growth in the digital era.
20 February 2024	At its Regular Meeting, the Board of Directors approved the following : 1) Delegation to the Chairman, or in his absence the Vice-Chairman, to the President and to the Chief Finance Officer, the authority to approve the 2023 audited financial statements of the Company; 2) Allocation of Ten Percent (10%) of the current outstanding shares of stock to the Company's Stock Grant for its qualified directors, officers and employees and to authorize the Nomination and Remuneration Committee to formulate the Company's policies on Stock Grant, subject to the approval of the Board of Directors and stockholders, and consistent with the regulations of the Securities and Exchange Commission and the Philippine Stock Exchange; 3) Execution of Tripartite Agreement by

	the Company with NOW Telecom Company, Inc. and Asian Institute of Journalism and Communication, Inc. to launch the Trusted Network Alliance initially focused on Indo-Pacific partnership with the trusted technology and government partners from the United States of America, Japan, India, among others.
21 February 2024	The Company received an Order dated 16 February 2024 from the Enforcement and Investor Protection Department (EIPD) of the SEC denying the Company's Request for Reconsideration relative to EIPD's Order dated 15 June 2023 finding of an alleged violation of Section 24.1(d) of the Securities Regulation Code. The Company disagrees with the Orders of the EIPD and has referred the matter to its legal counsel to appeal the same to the SEC en banc.
23 February 2024	The Company and Veea Inc., a US-based leader in integrated smart edge connectivity, computing and security technologies, signed a Memorandum of Understanding to forge a strategic alliance aimed to enhance NOW's existing connectivity framework, focusing on the deployment of bespoke, stand-alone (SA) private wireless LAN solutions tailored for the enterprise market. The parties are also collaborating on strategic areas of growth to extend Digital Equality and Digital Inclusion into target markets, providing effective solutions such as affordable connectivity, Climate Smart Agriculture, edge-medical clinics, edge-u-cation programs and other solutions that promote community development
26 February 2024	The Company's associate, NOW Telecom Company, Inc., and Rakuten Symphony signed a Memorandum of Understanding to establish a collaborative framework for the deployment of a 5G Open RAN Pilot Deployment in the Philippines.
12 March 2024	The Company and UltraPass Identity Asia, Inc. executed a Memorandum of Understanding to offer decentralized identity solutions, aimed to safeguard critical infrastructure and enhance access to ICT systems and projects in the Philippines and the IndoPacific region.

No other significant event during the period is covered by this report.

Reconciliation of Retained Earnings Available for Dividend Declaration

(Amounts are based on Separate Financial Statements of the Parent Company)

As at March 31, 2024 (Unaudited)	Amount
Unappropriated retained earnings, beginning of year	₱22,107,471
Net income during the year closed to retained earnings	2,114,463
Total unappropriated retained earnings available for dividend declaration at end of year	₱24,221,934

Reconciliation:

Unappropriated retained earnings as shown in the financial statements at end of year	₱24,221,934
Total unappropriated retained earnings available for dividend declaration at end of year	₱24,221,934

Item 2. Management's Discussion and Analysis of Financial Condition and Results of Operation.

- Total consolidated revenues for the First Quarter of 2024 is Php55.3 million, jump by 22.22% or Php10.0million from the same period last year of Php45.2million. Service revenue increased by 22.6% or Php 10.2 million from Php45.1 million in 2023 to Php55.3 million this year. Service revenues mainly pertain to broadband services and income earned from the deployment by the Company of professionals to its clients to render IT-related solutions and services. Broadband and other services grew by 27% or by Php10.3 million. IT Manpower Augmentation slightly lower by 0.5% or by Php0.02 million from Php4.53 Million to Php4.51 Million this year. While Sales in Software Licenses dropped by98.2% with a total amount of sales of only Php2,700 for the quarter.

Gross profit increased by 36.98% or P8.4 million from the same period last year of P22.8 million to P31.3 million this year. This despite the increase in cost of sales and services by 7.17% or P1.6 million compared to last year.

- Total Operating Expense for the first quarter increased by 37.5% or at Php6.07Million as compared to same quarter last year. Of the Php22.3M total operating expenses, 31% is contributed by Salaries and Benefits, 14% is from Professional Fees and 24% is from taxes and licenses brought about by Documentary stamp tax on loan and renewal of business permits.
- As of March 31, 2024, the total consolidated assets of the Company stood at Php3.14 Billion which is 4.49% higher than the same period last year. Current Assets increased by Php137.5 million or by 17.6%. This increase was due to the increased in Trade and other receivables which is higher by 19.21%, Other current assets which is higher by 38.1% and Due from related parties which is higher than 9.9%. While Noncurrent assets were slightly decreased by 0.12% to Php 2.2 billion.
- Current liabilities increased by Php72.99 million or by 14.78% from Php493.8 million to Php566.8 million as of March 31, 2024. Non-current liabilities increased by 13.4% or P45.04 million to P379.9 million from last year of P334.89 million.
- On May 24, 2022, the BOD, in its special meeting, approved to reverse its approval on July 1, 2021 on the conversion into equity of the Php221.0 million advances from

VI. The BOD likewise approved the conversion of said advances into an interest-bearing loan, effective May 24, 2022, with a term of one (1) year, renewable upon mutual agreement of the parties, with interest based on prevailing market rates (see Note 11).

- On April 29, 2023, the Now Corporation and Velarde Inc. entered into an agreement to extend the maturity date and set the interest period and monthly repayment period of the loan starting January 2, 2025 up to January 1, 2030 with interest based on prevailing market rate.
- In 2021, the Parent company availed of chattel mortgage loans aggregating Php7,103,200 from RCBC for purchases of vehicles, which serves as the properties mortgaged. The loans have a term of five (5) years and bears interest rates ranging from 9.43% to 10.35% per annum. In 2022, the Parent Company further availed of chattel mortgage loans aggregating ₱6,616,000 from the same bank for the same purpose. The loans have a term of 5 years and bears interest rate of 9.44% per annum.
- In 2019, the Parent Company availed of loans aggregating ₱14.0 million from a third party, mainly to fund its working capital requirements. The loans have a term of six (6) months and carry an interest rate of 8.00% per annum. The Parent Company paid ₱2.0 million in 2020. The maturities of the loans amounting to ₱2.0 million and ₱10.0 million were further extended up to August 2024 and September 2024, respectively.
- The Parent Company availed of an secured, short-term loans aggregating with Land Bank. On February 10, 2021, the Parent Company secured a set of short-term loans totaling ₱50.0 million with interest rate of 6.50% per annum and six (6) months term. The loans were subsequently renewed and was fully paid on January 2024. The Group consequently secured another set of loans in January 2024 aggregating Php50.0 million with an annual interest rate of 8.50% and six (6) months term.
- In October 2018, the Company obtained a term loan of Php50 Million with 8% fixed interest rate from a local universal bank for use in acquisition of capital assets. The company started the monthly repayment of the principal in 2021, and was fully settled in January 2024. On June 16, 2022, the Parent Company further obtained a six-year, unsecured, ₱ 10.0 million loan agreement with the same local bank maturing on June 16, 2028. The loan carries an interest rate of 9% per annum. On December 6, 2023, the Parent Company obtained additional long-term loans amounting ₱50.0 million and ₱25.0 million respectively. Both loans carry an interest rate of 11.0% with five years tenor, maturing on December 6, 2028.
- On 06 October 2021, the Company obtained a short-term loan of ₱50.0 Million from Unionbank of the Philippines with a floating interest rate of 4.5% per annum to be used for working capital requirements of the company. The loan was subsequently renewed and will mature in June 2024.
- As at March 31, 2024, the total Assets stood at Php3.16 billion, Liabilities at Php946.7 million and Equity at Php2.2billion.
- As at March 31, 2024 Current assets increased by 17.65%, likewise, Current liabilities increased by 14.78%. The Company's Liquidity Ratio, wherein Current Ratio stood at 1.6173 from 1.5779 while Acid Test Ratio stood at 1.5048 from 1.4843 for the first quarter of 2024 and 2023, respectively.
- The Company's Return on Equity for the First quarter of 2024, and 2023 was at 0.10% and 0.19% respectively.
- A further analysis indicates that NOW Corp.'s Asset to Debt Ratio stood at 3.314 on

March 31, 2024, from 3.6234 for the same period of 2023; while its Debt to Asset Ratio stood at 0.3017 from 0.2760 for the First quarter of 2024 and 2023, respectively.

Part II. Other Information

Item 1. Financial Soundness Indicators

See Annex “A”.

There are no known trends, demand, commitments, events or uncertainties that will have a material impact on the Company's liquidity, nor any events that will trigger direct or contingent financial obligation that is material to the Company, including any default or acceleration of an obligation.

There are no known trends, events or uncertainties that have had or that are reasonably expected to have a material favorable or unfavorable impact on net sales/revenues/income from continuing operations. There are no significant elements of income or loss that did not arise from the Company's continuing operations.

There are no material changes from period to period of the financial statements which include vertical and horizontal analyses of any material item.

There are no material off-balance sheet transactions, arrangements, obligations (including contingent obligations), and other relationships of the Company with unconsolidated entities or other persons created during the reporting period.

As the business volume builds up progressively, the Company also plans to beef up its organization by engaging the right talents particularly to join the telecommunications, media, information technology and product development and marketing teams.

There is no seasonality or cyclicity of the interim operations of the Company.

SIGNATURES

Pursuant to the requirements of the Securities Regulation Code, the issuer has duly caused this report to be signed on its behalf by the undersigned thereunto duly authorized.

NOW CORPORATION

Issuer

BY:



HENRY ANDREWS B. ABES

President and CEO

Date: May 13, 2024



JOZOLLY O. RAMOS

Chief Finance Officer

Date: May 13, 2024



ANGELINE L. MACASAET

Corporate Secretary

Date: May 13, 2024

ANNEX “A”

Schedule of Financial Indicators For the Quarter Ending 31 March 2024 and 2023

Category	Financial Ratio	Jan-March 31	
		2024	2023
Liquidity	Current Ratio	1.6173	1.5779
	Acid Test Ratio	1.5048	1.4843
Solvency	Debt to Equity Ratio	0.4321	0.3812
	Asset to Debt Ratio	3.3140	3.6234
	Debt to Asset Ratio	0.3017	0.2760
Equity	Asset to Equity Ratio	1.4321	1.3812
Interest	Interest Rate Coverage Ratio	1.3902	2.7268
Profitability	Profit Margin	56.59%	50.50%
	Return on Assets	0.07%	0.14%
	Return on Equity	0.10%	0.19%
	Book Value per share	1.2126	1.2033
	Earnings per share	0.0012	0.0023

The Financial Indicators are computed as follows:

Liquidity: Current Ratio = Current Assets/Current Liabilities
 Acid Test= (Current Assets- Inventory- Prepayments) / Current Liabilities

Solvency: Debt to Equity Ratio = Total Liabilities/Total Stockholders' Equity
 Asset to Debt Ratio= Total Assets / Total Liabilities
 Debt to Asset Ratio = Total Liabilities/Total Assets

Equity: Asset to Equity Ratio = Total Assets/Total Stockholders' Equity

Interest: Interest Rate Coverage Ratio = Earnings Before Interest and Taxes/Interest Expense

Profitability: Profit Margin %: Profit margin = Gross Profit/Total Revenue x 100
 Return on Assets %: Return on assets = Net Income/ Total Assets x 100
 Return on Equity % = Net Income/ Total Stockholders' Equity x 100
 Book Value per share = Total Stockholders' Equity/Average Outstanding Shares
 Earning per share = Net Income/ Outstanding Shares